

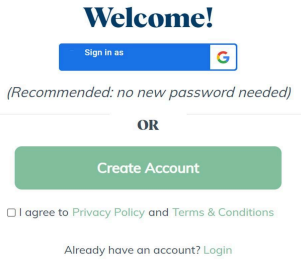





Bayou Bridges: Grade 4 and 5 Professional Learning Modules

See the directions below to access the seven Bayou Bridges training modules for Grade 4 and Grade 5 teachers. These modules introduce teachers to the components and design of Bayou Bridges and walkthrough a unit study tool designed to help teachers unpack their first units. Additional assistance can be found on Louisiana's [Professional Learning Platform Overview](#).

<p>1</p>	<p>Navigate to LDOE Canopy (https://ldoe.canopyed.com/me)</p> <p>You must use the LDOE link , you will not be able to access the course via Canopyeducation.com.</p>	
<p>2</p>	<p>Select the <i>'I am here to learn'</i> option.</p>	
<p>3</p>	<p>Click <i>'Create Account'</i> to create a free account.</p>	



<p style="text-align: center;">4</p>	<p>Enter your Course Code: C8672F71 for 4th Grade.</p> <p>Enter your Course Code: 497D216N for 5th Grade.</p> <p>**Remember it is case sensitive.**</p>	
<p style="text-align: center;">5</p>	<p>Click the green check mark under Bayou Bridges: Professional Learning.</p>	<p style="text-align: center;">Bayou Bridges: Professional Learning</p> <p style="text-align: center;">Is this Correct?</p> <p style="text-align: center;"> <input checked="" type="radio"/> <input type="radio"/> </p>
<p style="text-align: center;">6</p>	<p>Click on 'Module 1: Introducing Bayou Bridges' to begin.</p>	<p>Course Title: Bayou Bridges: Professional Learning</p> <p style="text-align: center;">⚙</p> <div style="border: 1px solid #ccc; padding: 5px; margin-top: 10px;"> <p>▼ Module 1: Introducing Bayou Bridges Assigned Date</p> <p>Bridges</p> </div>
<p style="text-align: center;">7</p>	<p>Complete Modules 1-5 and print your certificate. Follow your school system's guidance for submitting your documentation.</p>	