




FLAME

Foundational Lessons to Accelerate Math
Education
(for all students)

FLAME



Unit 2

Teacher's Guide

Grade 3



Foundational Lessons for Accelerating Math Education (FLAME)

Purpose

Foundational Lessons for Accelerating Math Education (FLAME) provides teachers with tools to build, track, and support the development of grade-level math fluency for students in grades K-5. Materials are organized into three units per grade level. Each unit provides teachers with various activities designed to support the development of the expected [fluency skills](#) at each grade level. Units also include guidance to help teachers identify students whose skills are fluent, progressing, or emerging. Each unit provides parent reports explaining how families can support their child's learning.

Activities are organized so that students have opportunities to build skill and fluency, supported by the teacher in preparation for more complex mathematics. FLAME activities are designed to be brief, no longer than 10-15 minutes, and include opportunities for students to practice fluency skills independently. Each activity includes formative assessment items to track students' progress toward fluency.


FLAME is not a substitute for strong classroom instruction provided through high-quality instructional materials or meant to replace the fluency-building activities within those materials. These activities complement high-quality instructional materials by building students' accuracy, efficiency, and flexibility with grade-appropriate [fluency skills](#). FLAME activities offer additional support to students as they move through grade-level content.

Teachers should anticipate that some of their students will need additional practice with the skills beyond what is provided through the activities. By using the data collected through daily formative assessments and growing understanding of fluency development, teachers have the power to ensure that their students will build grade-appropriate [fluency skills](#).

If you have additional questions or feedback on these lessons, please do not hesitate to contact the Louisiana Math team at STEM@la.gov.

Louisiana's Math Pillars



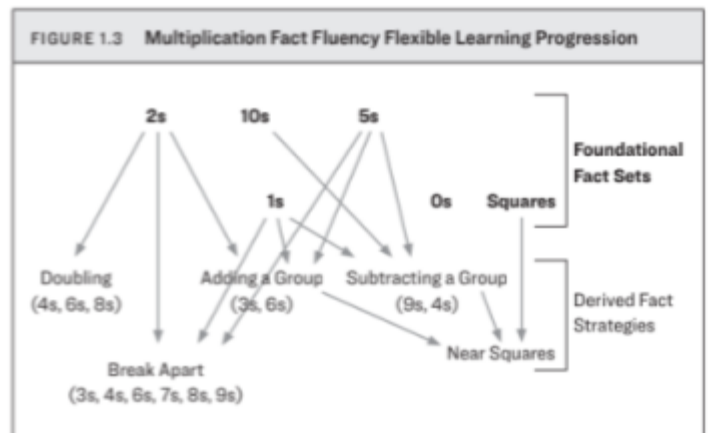
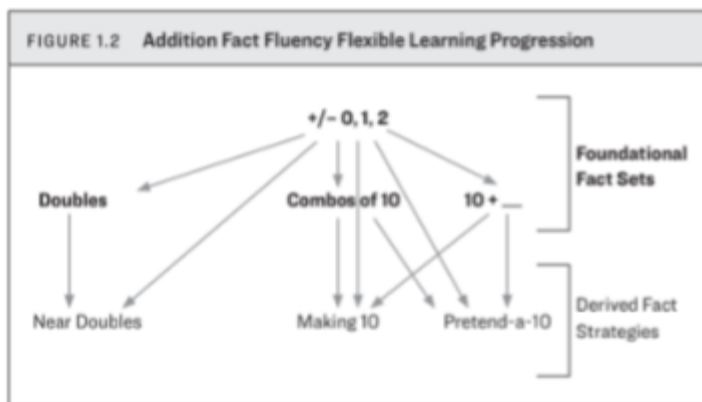


While speed is definitely a component of fluency, it is not necessarily speed in producing an answer; rather, fluency can be observed by watching the speed with which a student engages with a particular problem. The standards specify grade-level appropriate strategies or types of strategies with which students should demonstrate fluency (e.g., 1.OA.C.6 allows for students to use counting on, making ten, creating equivalent but easier or known sums, etc.). It should also be noted that teachers should expect some procedures to take longer than others (e.g., fluency with the standard algorithm for division, 6.NS.B.2, as compared to fluently adding and subtracting within 10, 1.OA.C.6).

Standards identified as targeting procedural skill and fluency do not all have an expectation of automaticity and/or rote recall. Only two standards, 2.OA.B.2 and 3.OA.C.7, have explicit expectations of students knowing facts from memory. Other standards targeting procedural skill and fluency do not require students to reach automaticity. For example, in 4.G.A.2, students do not need to reach automaticity in classifying two-dimensional figures.

Foundational Facts and Derived Facts

Number sense builds as student begin counting, derive specific facts and move to mastery and therefore automaticity of facts with any operation. Figures 1.2 and 1.3¹ below show the Foundational Fact Sets and those students derive using strategies.



¹ Bay-Williams, J., & Kling, G. (2019). *Math Fact Fluency*. Association for Supervision and Curriculum Development.



FLAME and Diverse Learners


The [Special Education Playbook for School and System Leaders](#) (Louisiana Department of Education, 2023) identifies three key instructional best practices as the central drivers of all support provided to students who struggle.



**FOCUS
ON CORE
INSTRUCTION**



**EXTRA
TIME TO
LEARN**



**CONTENT
STRONG
TEACHERS**

FLAME resources can be used to support foundational learning for all students including those with diverse learning needs. As educators determine support plans and interventions for students, the following should be considered:

- FLAME does not replace core grade-level instruction.
- Developing fact proficiency does not prevent students from engaging in grade-level instruction.
- No students' engagement with math content should be limited to the resources within FLAME.
- Intervention experiences for all students should occur within a [coherent learning experience](#) (TNTP, 2022) including a balance of the three aspects of rigor; conceptual understanding, procedural skill, and fluency and application.



Fluency Across the Grades

Students develop fluency as they build an understanding of the standards. As educators monitor and support students as fluent math learners, it is important to focus on the appropriate expectations at each grade level. The table below lists the topics at each grade where fluency is expected.

K	1	2	3	4	5	6	7	8
Counting								
Count to 100 by tens and ones	Given a two digit number, mentally find 10 more or 10 less than the number	Count within 100, skip count by 5s, 10s, and 100s						
Count to answer "how many?"		Read and write numbers to 1000						
		Mentally add 10 or 100 to a given number 100-900						
		Measure to determine how much longer one object is than another						
Add and subtract within 20								
add and subtract within 5	Understand the meaning of the equal sign	Add and subtract within 20 using mental strategies						
compare numbers between 1 and 10	Determine unknown number in an addition or subtraction equation	Add, subtract, multiply, and divide						
write numbers 0 to 20		Add and subtract within 100 using strategies	Multiply and divide within 100	Add and subtract multi-digit whole numbers with sums less than or equal to 1,000,000	Multiply multi-digit whole numbers using the standard algorithm	Add, subtract, multiply, and divide multi-digit decimals using the standard algorithm		
			Add and subtract within 1000					
						Fractions and Decimals		
						Interpret and compute quotients of fractions	Solve multi-step problems with rational numbers in any form	
						Solve real world problems involving division of fractions by fractions	Add, subtract, multiply, and divide rational numbers	
						Equations		
						Solve equations	Solve linear equations	
							Solve problems involving cones, cylinders, and spheres	



Lesson Breakdown

3.OA.C.7	3.OA.D.9	3.NBT.A.1	3.NBT.A.2
If I Know, Then I Know: Multiplication	Number Talks: Fives and Tens	Rounding to 60 or 600	How Close?
Number Talk: Divide by 4	Identify Arithmetic Patterns	Close to Multiples of 10	Number Puzzles 1 and 2
Number Talk: Two Steps	Products in the Table	About 100? Close to 100?	Number Puzzles 3 and 4
True or False: Divide in Parts		Close to Multiples of 100 Part 1	Close to 1000
3.OA.D.8		Close to Multiples of 100 Part 2	Marble Madness: Adding
Party Problems			Missing Digits: Subtraction
Quick Estimates in Context			What's the Cost?

Student Name _____

FLAME Grade 3 Unit 2



Teacher Tracking Tool for Individual Students

Use this tracking tool to track individual students throughout each unit of FLAME.


Unit 2							
3.OA.C.7		3.OA.D.9		3.NBT.A.1		3.NBT.A.2	
If I Know, Then I Know: Multiplication		Number Talks: Fives and Tens		Rounding to 60 or 600		How Close?	
Number Talk: Divide by 4		Identify Arithmetic Patterns		Close to Multiples of 10		Number Puzzles 1 and 2	
Number Talk: Two Steps		Products in the Table		About 100? Close to 100?		Number Puzzles 3 and 4	
True or False: Divide in Parts				Close to Multiples of 100 Part 1		Close to 1000	
3.OA.D.8				Close to Multiples of 100 Part 2		Marble Madness: Adding	
Party Problems						Missing Digits: Subtraction	
Quick Estimates in Context						What's the Cost?	

Performance Summary Key

Code


Beginning	B	Student's performance demonstrates that they are beginning to understand the standard.
Progressing	P	Student's performance demonstrates they are progressing toward understanding the standard.
Consistent	C	Student's performance demonstrates they are showing consistent understanding of the standard.

Standard	Additional Notes/Observations



FLAME Parent Report
Grade 3 Unit 2





To the Parent of _____

This chart is to update you on _____'s current performance in math. It includes a description of the state math standards addressed in this unit. Please review your child's performance using the **performance summary key** below. Please keep in mind that some standards are listed in multiple quarters because the expectation looks different at different points in the school year. Please reach out to your child's teacher if you have any questions or concerns. There are activities at the end of this report that you can use to continue to support your child at home.

Performance Summary Key

Beginning	Student's performance demonstrates that they are beginning to understand the standard.
Progressing	Student's performance demonstrates they are progressing toward understanding the standard.
Consistent	Student's performance demonstrates they are showing consistent understanding of the standard.

Description of Standard	Beginning	Progressing	Consistent
Round to the nearest 10.	<input type="checkbox"/>	<input type="checkbox"/>	<input type="checkbox"/>
Round to the nearest 100.	<input type="checkbox"/>	<input type="checkbox"/>	<input type="checkbox"/>
Use place value to round whole numbers to the nearest multiple of 10.	<input type="checkbox"/>	<input type="checkbox"/>	<input type="checkbox"/>
Use place value to round whole numbers to the nearest multiple of 100.	<input type="checkbox"/>	<input type="checkbox"/>	<input type="checkbox"/>
Add whole numbers within 1000.	<input type="checkbox"/>	<input type="checkbox"/>	<input type="checkbox"/>
Subtract whole numbers within 1000.	<input type="checkbox"/>	<input type="checkbox"/>	<input type="checkbox"/>
Divide within 100	<input type="checkbox"/>	<input type="checkbox"/>	<input type="checkbox"/>
Multiply within 100	<input type="checkbox"/>	<input type="checkbox"/>	<input type="checkbox"/>
Solve two step word problems using all four operations.	<input type="checkbox"/>	<input type="checkbox"/>	<input type="checkbox"/>
Recognize patterns in math. For example, noticing that 4 times a number is always even, and explain why 4 times a number can be broken down into 2 even numbers	<input type="checkbox"/>	<input type="checkbox"/>	<input type="checkbox"/>

See the [Louisiana Department of Education Family Math Engagement Library](#) for ideas on how to support your child in math at home.