

Activity Page 1.1

Use with Chapter 1


Letter to Family

During the next few weeks, as part of our study of the Bayou Bridges Louisiana Social Studies program, your child will be learning about fundamental economic concepts. They will learn about the differences between wants and needs. They will learn about the characteristics of goods and services. They will learn about who has jobs and how jobs contribute to our communities. They will also learn about spending and saving and how people decide when it is appropriate to do each.

In this unit, students will differentiate between wants and needs and identify examples of goods and services. They will also identify jobs and industries within their school and the larger community. By the end of the unit, students will be able to describe and compare reasons to save and reasons to spend money.

Sometimes students have questions regarding how the information they are learning relates to themselves and their own experiences. In such instances, we will encourage each student to discuss such topics with you. We recognize that the best place to find answers to those types of questions is with your family and the adults at home.

Please let us know if you have any questions.




Name _____

Date _____

Activity Page 2.1

Use with Chapter 2

My Job

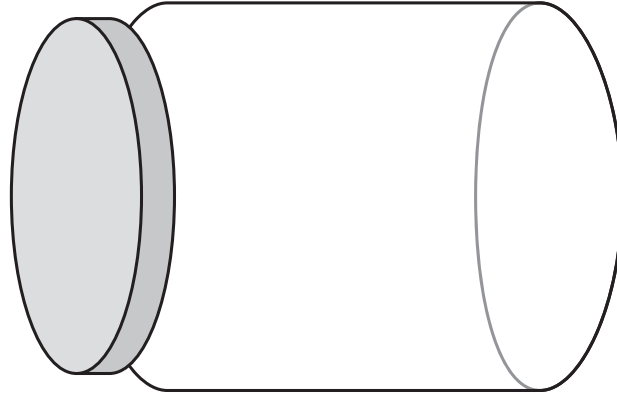


I am a _____.

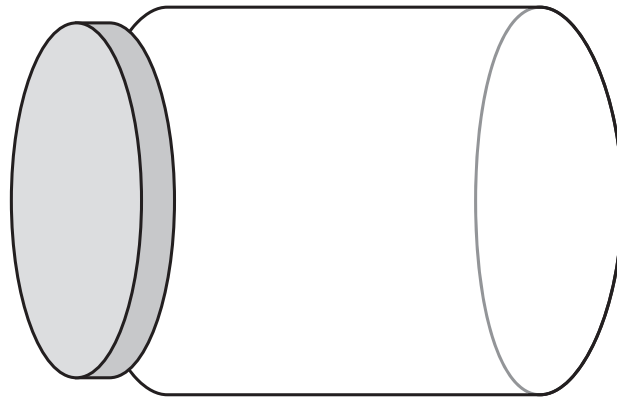
Date _____

Name _____

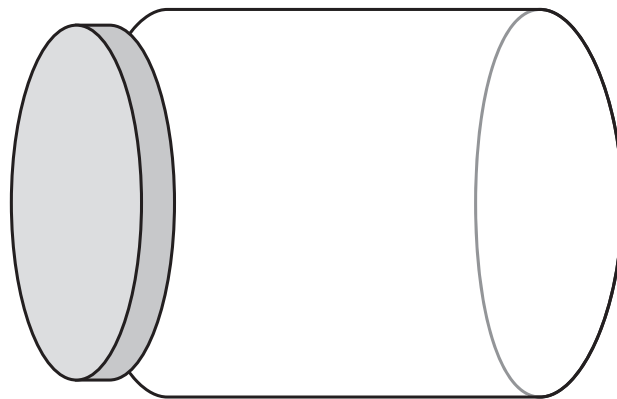
Three Jars



Sharing



Spending



Saving

Chapter 1 Assessment: *Wants and Needs*

Make sufficient copies of the Student Answer Sheet for each student; see pages 57–58 of this Teacher Guide. Read each sentence or question aloud with the answer choices. Instruct students to point to each picture on the answer sheet as you read the choice aloud. Read the question or sentence and answer choices aloud a second time, and tell students to circle the picture that shows the correct answer.

1. Which is an example of a want? **(K.15)**
 - a) an orange
 - b) a shirt
 - c) a toy

2. Which is an example of a need? **(K.15)**
 - a) a book
 - b) a meal
 - c) a video game

3. Which is an example of a good? **(K.13, K.13.a)**
 - a) a book
 - b) a bus ride
 - c) a dentist visit

4. Which is an example of a service? **(K.13, K.13.b)**
 - a) a bus ride
 - b) groceries
 - c) a tablet


5. What is scarcity? **(K.17)**
 - a) when there is too much of something
 - b) when there is the right amount of something
 - c) when there is not enough of something

Name _____

Date _____

Chapter 1 Assessment Student Answer Sheet: Wants and Needs

1. a.



b.



c.



2.

a.



b.



c.



3.

a.



b.



c.



Chapter 1 Assessment Student Answer Sheet: *Wants and Needs*

4.

a.



b.



c.



5.

a.



b.



c.



Chapter 2 Assessment: Jobs

Make sufficient copies of the Student Answer Sheet for each student; see pages 60–61 of this Teacher Guide. Read each sentence or question aloud with the answer choices. Instruct students to point to each picture on the answer sheet as you read the choice aloud. Read the question or sentence and answer choices aloud a second time, and tell students to circle the picture that shows the correct answer.

1. Which types of people have jobs? **(K.16)**
 - a) adults
 - b) babies
 - c) children

2. Which is a reason why people have jobs? **(K.16)**
 - a) to have fun
 - b) to help others
 - c) to go on a trip

3. Which job provides a service? **(K.13, K.13.b, K.16)**
 - a) farmer
 - b) police officer
 - c) toy maker


4. Which job would be a good fit for a person who likes to fix things? **(K.16)**
 - a) firefighter
 - b) journalist
 - c) mechanic

5. Which job would be a good fit for someone who likes to help others *and* likes to read? **(K.16)**
 - a) dentist
 - b) farmer
 - c) librarian

Chapter 2 Assessment Student Answer Sheet: Jobs

1.


a.



b.



c.



2.

a.



b.



c.



3.

a.



b.



c.



Name _____

Date _____

Chapter 2 Assessment Student Answer Sheet: Jobs

4.

a.



b.



c.



5.

a.



b.



c.



Chapter 3 Assessment: *Spending and Saving*

Make sufficient copies of the Student Answer Sheet for each student; see pages 63–64 of this Teacher Guide. Read each sentence or question aloud with the answer choices. Instruct students to point to each picture on the answer sheet as you read the choice aloud. Read the question or sentence and answer choices aloud a second time, and tell students to circle the picture that shows the correct answer.

1. What do you do when you save money? **(K.14)**
 - a) You give it to someone else.
 - b) You use it right away.
 - c) You keep it for later.

2. Molly doesn't have enough money to buy a new doll. What should she do? **(K.14)**
 - a) save until she has enough money to buy it
 - b) buy something else to make a doll
 - c) hope that someone buys the doll for her

3. Who is on the one-dollar bill? **(K.4, K.4.c)**
 - a) Martin Luther King Jr.
 - b) Abraham Lincoln
 - c) George Washington

4. What might a person spend their money on right away? **(K.14)**
 - a) a gallon of milk
 - b) a special event
 - c) a new house

5. What is something a person might save money for? **(K.14)**
 - a) a bus ride
 - b) a car
 - c) groceries

Name _____

Date _____

Chapter 3 Assessment Student Answer Sheet: Spending and Saving

1.

a.



b.



c.



2.

a.



b.



c.



3.

a.



b.



c.



Chapter 3 Assessment Student Answer Sheet: *Spending and Saving*

4.

a.



b.



c.



5.

a.



b.



c.

