



Family Math Engagement
Grab & Go: Understanding Fractions of a Whole

This activity would be best used by:	
<input type="checkbox"/> Schools	<input checked="" type="checkbox"/> Families

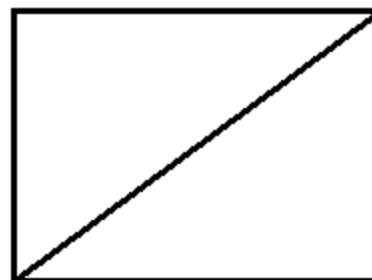

Materials:

- Paper and pencil


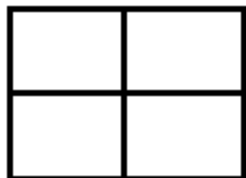
Steps:

1. Draw duplicates of different shapes on the paper.
Examples: Rectangles, Squares, Circles, etc.
2. On each of the shapes, show multiple ways of equal pieces of the whole;
show and label half, fourth, etc

Example: Show half:



Example: Show fourth:



Lagniappe:

- Practice seeing fractions as equal pieces of something.
- Once mastered, see "Upper Elementary Grab & Go: Understanding Fractions of a Group."