

SREB

Louisiana Standards Review Reports

Erin Conley
erin.conley@sreb.org

User Information

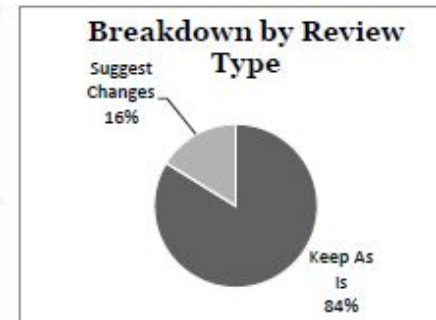
- 723 unique reviewers as of August 6

Group	Keep As Is	Suggest Changes	Total Feedback	Percentage of Feedback
Educator	16933	3223	20156	67.62%
Parent/Guardian	2542	1012	3554	11.92%
K-12 District or School Administrator	2621	164	2785	9.34%
Other	2268	181	2449	8.22%
Member of a Louisiana organization that focuses on or is interested in K-12 education	524	74	598	2.01%
Institution or Higher Education Faculty	72	40	112	0.38%
Elected Official	50	41	91	0.31%
Student	37	27	64	0.21%

Subject Level Reports

English Language Arts Standards Review Summary

Total Reviews = 18,651		
Keep As Is	15,694	Educator (10,721) Elected Official (50) Institution or Higher Education Faculty (67) K-12 District or School Administrator (1,532) Member of Organization (462) Other (1,195) Parent/Guardian (1,585)
Suggest Changes	3,039	Educator (2,075) Elected Official (47) Institution or Higher Education Faculty (0) K-12 District or School Administrator (139) Member of Organization (74) Other (142) Parent/Guardian (562)



The following grades had the highest numbers of feedback from website respondents:

Grade	Count of Feedback	Count of Keep As Is	% of Keep As Is	Count of Suggest Changes	% of Suggest Changes
Kindergarten	3825	3136	81%	721	19%
Grade 1	2687	2298	85%	408	15%
Grade 4	2110	1822	85%	331	15%
Grade 3	1874	1516	80%	386	20%
Grade 5	1610	1414	86%	226	14%

Of the 18,651 total pieces of feedback, 15,694 reviews indicated the reviewer wanted to keep the standard as is

Individuals who logged on to the website submitted 18,651 reviews (pieces of feedback) on ELA standards

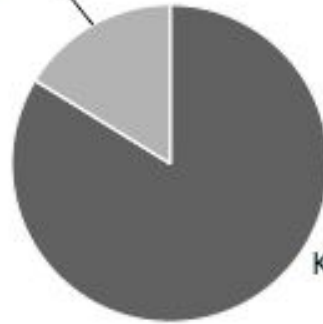
Total Reviews = 18,651		
Keep As Is	15,694	Educator (10,721) Elected Official (50) Institution or Higher Education Faculty (67) K-12 District or School Administrator (1,532) Member of Organization (462) Other (1,195) Parent/Guardian (1,585)
Suggest Changes	3,039	Educator (2,075) Elected Official (47) Institution or Higher Education Faculty (0) K-12 District or School Administrator (139) Member of Organization (74) Other (142) Parent/Guardian (562)

Of the 15,694 reviews indicating to keep the standard as is, 10,721 came from educators

Of the 18,651 total pieces of feedback, 3,039 reviews indicated the reviewers wanted to suggest changes to be made to the standard

Breakdown by Review Type

Suggest
Changes
16%



Keep As
Is
84%



**Indicates pieces of
feedback, not individual
reviewers**

Top Grades

The following grades had the highest numbers of feedback from website respondents:

Grade	Count of Feedback	Count of Keep As Is	% of Keep As Is	Count of Suggest Changes	% of Suggest Changes
Kindergarten	3825	3136	81%	721	19%
Grade 1	2687	2298	85%	408	15%
Grade 4	2110	1822	85%	331	15%
Grade 3	1874	1516	80%	386	20%
Grade 5	1610	1414	86%	226	14%



Counts indicate pieces of feedback (number of reviews)

The following standards had the highest numbers of feedback from website respondents:

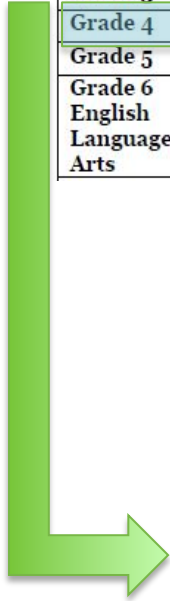
Standard	Count of Feedback	Count of Keep As Is	% of Keep As Is	Count of Suggest Changes	% of Suggest Changes
ELA-Literacy.RL.K.1	82	74	89%	9	11%
ELA-Literacy.RL.K.2	78	69	87%	10	13%
ELA-Literacy.RL.K.4	76	60	77%	18	23%
ELA-Literacy.RL.K.3	75	65	86%	11	14%
ELA-Literacy.RL.K.6	74	58	77%	17	23%
ELA-Literacy.RL.K.10	72	57	76%	18	24%



For standard ELA-Literacy.RL.K.2, 78 pieces of feedback were collected. Of those 78 reviews, 69 individuals indicated they would like to keep the standard as is, while 10 indicated the standard should be changed.

The following table reflects the choices made by respondents for each grade level for English Language Arts standards. If a respondent chose to suggest changes to a standard, that individual would then choose one of the four options for changes (removed, rewritten, broken up, or move to a different level).

Grade	Keep As Is Count	Keep %	Suggest Changes Count	Suggest Changes %	Removed	Rewritten	Broken Up	Moved to a Different Level
Kindergarten	3136	81%	721	19%	102	367	224	28
Grade 1	2298	85%	408	15%	81	95	213	19
Grade 2	1235	86%	194	14%	15	84	75	20
Grade 3	1516	80%	386	20%	48	233	78	27
Grade 4	1822	85%	331	15%	28	146	116	41
Grade 5	1414	86%	226	14%	14	79	104	29
Grade 6 English Language Arts	1352	90%	157	10%	11	72	48	26



For grade 4, 1822 reviews indicated the standard should be kept as is, 331 reviews indicated the standard should be changed. Of those 331 reviews suggesting changes, 28 indicated the standard should be removed, 146 indicated the standard should be rewritten, 116 indicated the standard should be broken up, and 41 indicated the standard should be moved to a different level.

Overall Report Trends

ELA Percentages by Role Group

Group	Keep	Suggest Changes
Educator	84%	16%
Elected Official	52%	48%
Institution or Higher Ed. Faculty	100%	0%
K-12 District or School Admin.	92%	8%
Member of an Organization	86%	14%
Other	89%	11%
Parent/Guardian	74%	26%
Student	N/A	N/A

Math Percentages by Role Group

Group	Keep	Suggest Changes
Educator	80%	20%
Elected Official	N/A	N/A
Institution or Higher Ed. Faculty	10%	90%
K-12 District or School Admin.	96%	4%
Member of an Organization	100%	0%
Other	96%	4%
Parent/Guardian	66%	34%
Student	57%	43%

Grade Level Reports

- Summary
- Standard by standard reviews
- Comments by standard

2,153 pieces of feedback for 4th grade standards



Total Reviews	2153		
Keep As Is	1822	Educator	1442
		Elected Official	0
		Institution or Higher Education Faculty	0
		K-12 Administrator	71
		Member of Organization	1
		Other	151
		Parent/Guardian	157
		Student	0
Suggest Changes	331	Educator	300
		Elected Official	0
		Institution or Higher Education Faculty	0
		K-12 Administrator	1
		Member of Organization	0
		Other	0
		Parent/Guardian	30
		Student	0

Breakdown by Review Type	
Suggest Changes	15%
Keep As Is	85%


Change Suggestions	
Removed	28
Rewritten	116
Broken Up	41
Moved to a Different Level	146

Review suggestions added up will equal number of suggest changes



Standard Summaries by Grade Level

Number	Count of Keep	% of Keep	Count of Suggest Changes	% of Suggest Changes	Count of New Level	Count of New Description	Count of Broken	Count of Removed
ELA-Literacy.L.4.1a	23	92%	2	8%	1	0	0	1
ELA-Literacy.L.4.1b	22	88%	3	12%	2	0	0	1
ELA-Literacy.L.4.1c	20	80%	5	20%	3	1	0	1
ELA-Literacy.L.4.1d	22	92%	2	8%	2	0	0	0
ELA-Literacy.L.4.1e	23	92%	2	8%	2	0	0	0
ELA-Literacy.L.4.1f	23	96%	1	4%	1	0	0	0
ELA-Literacy.L.4.1g	19	76%	6	24%	3	2	1	0



For standard ELA-Literacy.L.4.1.c, 25 individuals submitted feedback. Of those 25, 20 indicated they would like to keep the standard as is and 5 indicated they would like to make changes to the standard.

Comments

Number	Comments
ELA-Literacy.L.4.1a	
	Age appropriate.
	What does this even mean? Are they to be used as question words?
ELA-Literacy.L.4.1b	
	Age appropriate.
	What does this even mean? Is it referring to correct use of verb tenses?
ELA-Literacy.L.4.1c	
	What does this even mean? Is it referring to using these words correctly in questions?
ELA-Literacy.L.4.1d	
	Age appropriate,
ELA-Literacy.L.4.1e	
	Good, very specific.