

### Background

Act 522 (2016) requires the Louisiana Department of Education (LDOE) to collect data on the use of seclusion and restraint for students with disabilities and produce an annual report that includes:

- the number of incidents of physical restraint disaggregated by school system, student age, race, ethnicity, gender, and student disability classification;
- the number of incidents of seclusion disaggregated by school system, student age, race, ethnicity, gender, and student disability classification; and
- a list of school systems and charter schools that complied with the reporting requirements.

This report reflects data collected in the Special Education Reporting System (SER) and are specific to students with disabilities receiving special education services pursuant to the Individuals with Disabilities Education Act (IDEA). LDOE instituted changes and expanded communication to improve seclusion and restraint data quality. LDOE directly engaged local education agencies (LEAs) in a data verification process to ensure data reflected in this report are valid and reliable. LDOE also communicated reporting requirements of the law to LEAs through standard communication methods including newsletter announcements and webinars. All data reflect seclusion and restraint incidents that occurred during the 2017-2018 school year.

### Results

During the 2017-2018 school year, 50 school systems submitted incidents of seclusion and restraint. These submissions include 1,680 incidents of seclusion and restraint involving 391 students with disabilities across the state. In total 0.39% of the total population of students with disabilities were reported as involved in incidents of seclusion and restraint.

Table 1. Seclusion / Restraint Overview by LEA, 2017-2018 School Year

LEA Name	Total Incidents	Total Students	Total IEPs	Students Secluded/ Restrained as % of Total IEPs
Acadia Parish	1	1	975	0.10%
Allen Parish	3	3	506	0.59%
Ascension Parish	24	9	2,312	0.39%
Assumption Parish	7	3	457	0.44%
Avoyelles Parish	5	4	551	0.73%
Beauregard Parish	0	0	913	0.00%
Bienville Parish	1	1	280	0.36%
Bossier Parish	42	8	3,369	0.24%
Caddo Parish	60	17	4,612	0.37%
Calcasieu Parish	19	10	5,267	0.19%
Caldwell Parish	0	0	296	0.00%
Cameron Parish	1	1	195	0.51%
Catahoula Parish	0	0	175	0.00%

Use of Seclusion and Restraint for Students with Disabilities  
2017-2018 School Year Data Report

LEA Name	Total Incidents	Total Students	Total IEPs	Students Secluded/ Restrained as % of Total IEPs
Claiborne Parish	0	0	407	0.00%
Concordia Parish	9	4	424	0.94%
DeSoto Parish	0	0	541	0.00%
East Baton Rouge Parish	5	4	4,481	0.09%
East Carroll Parish	0	0	122	0.00%
East Feliciana Parish	0	0	237	0.00%
Evangeline Parish	1	1	843	0.12%
Franklin Parish	3	2	509	0.39%
Grant Parish	3	3	594	0.51%
Iberia Parish	6	2	1,748	0.11%
Iberville Parish	0	0	490	0.00%
Jackson Parish	0	0	208	0.00%
Jefferson Parish	0	0	6,476	0.00%
Jefferson Davis Parish	0	0	793	0.00%
Lafayette Parish	53	27	2,936	0.92%
Lafourche Parish	32	9	1,268	0.71%
LaSalle Parish	2	2	309	0.65%
Lincoln Parish	15	1	1,026	0.10%
Livingston Parish	92	17	3,461	0.49%
Madison Parish	0	0	160	0.00%
Morehouse Parish	0	0	635	0.00%
Natchitoches Parish	0	0	807	0.00%
Orleans Parish	7	3	901	0.33%
Ouachita Parish	19	4	2,679	0.15%
Plaquemines Parish	0	0	585	0.00%
Pointe Coupee Parish	0	0	392	0.00%
Rapides Parish	107	39	3,110	1.25%
Red River Parish	0	0	208	0.00%
Richland Parish	0	0	361	0.00%
Sabine Parish	13	4	596	0.67%
St. Bernard Parish	12	4	854	0.47%
St. Charles Parish	294	33	1,040	3.17%
St. Helena Parish	0	0	182	0.00%
St. James Parish	0	0	559	0.00%
St. John the Baptist Parish	6	3	808	0.37%

**Use of Seclusion and Restraint for Students with Disabilities  
2017-2018 School Year Data Report**

LEA Name	Total Incidents	Total Students	Total IEPs	Students Secluded/ Restrained as % of Total IEPs
St. Landry Parish	0	0	1,934	0.00%
St. Martin Parish	0	0	946	0.00%
St. Mary Parish	0	0	1,412	0.00%
St. Tammany Parish	379	76	7,165	1.06%
Tangipahoa Parish	186	21	2,552	0.82%
Tensas Parish	0	0	101	0.00%
Terrebonne Parish	0	0	2,065	0.00%
Union Parish	0	0	321	0.00%
Vermilion Parish	5	2	1,325	0.15%
Vernon Parish	0	0	1,208	0.00%
Washington Parish	3	3	1,024	0.29%
Webster Parish	6	3	902	0.33%
West Baton Rouge Parish	0	0	441	0.00%
West Carroll Parish	0	0	294	0.00%
West Feliciana Parish	0	0	318	0.00%
Winn Parish	0	0	370	0.00%
City of Monroe School District	0	0	1,398	0.00%
City of Bogalusa School District	0	0	458	0.00%
Zachary Community School District	0	0	565	0.00%
City of Baker School District	0	0	176	0.00%
Central Community School District	3	2	371	0.54%
Special School District	0	0	247	0.00%
RSD---New Beginnings Schools Foundation	7	4	209	1.91%
LA Schools for the Deaf and Visually Impaired	3	2	210	0.95%
Louisiana Special Education Center	0	0	38	0.00%
New Vision Learning Academy	0	0	31	0.00%
V. B. Glencoe Charter School	0	0	39	0.00%
International School of Louisiana	4	2	67	2.99%
Avoyelles Public Charter School	0	0	33	0.00%
New Orleans Center for Creative Arts	0	0	0	0.00%
Delhi Charter School	1	1	73	1.37%
Belle Chasse Academy, Inc.	0	0	122	0.00%
The MAX Charter School	0	0	30	0.00%
D'Arbonne Woods Charter School	0	0	71	0.00%
Community School for Apprenticeship Learning, Inc.	0	0	32	0.00%

LEA Name	Total Incidents	Total Students	Total IEPs	Students Secluded/ Restrained as % of Total IEPs
Voices for International Business & Education	0	0	61	0.00%
University View Academy, Inc. (FRM LA Connections)	0	0	270	0.00%
Lake Charles Charter Academy Foundation, Inc.	0	0	116	0.00%
Lycee Francais de la Nouvelle---Orleans	0	0	83	0.00%
New Orleans Military & Maritime Academy	0	0	69	0.00%
RSD---Educators for Quality Alternatives	0	0	78	0.00%
RSD---Crescent Leadership Academy	0	0	15	0.00%
RSD---Crescent City Schools	71	26	226	11.50%
RSD---Community Leaders Advocating Student Success	0	0	81	0.00%
RSD---Spirit of Excellence Academy	1	1	41	2.44%
RSD---Morris Jeff Community School	0	0	141	0.00%
RSD---ReNEW---Reinventing Education, Inc.	1	1	920	0.11%
RSD---Arise Academy	0	0	156	0.00%
RSD---Success Preparatory Academy	3	3	64	4.69%
RSD---Akili Academy of New Orleans	3	3	126	2.38%
RSD---Collegiate Academies	5	4	326	1.23%
RSD---New Orleans College Preparatory Academies	0	0	217	0.00%
RSD---Pelican Educational Foundation	0	0	48	0.00%
RSD---Dryades YMCA	0	0	57	0.00%
RSD---Choice Foundation	0	0	230	0.00%
RSD---Algiers Charter Schools Association (ACSA)	0	0	385	0.00%
Recovery School District-LDE (Linwood Public Charter)	0	0	65	0.00%
RSD---Institute for Academic Excellence	0	0	49	0.00%
RSD---Knowledge is Power Program (KIPP) N.O.	0	0	655	0.00%
RSD---FirstLine Schools, Inc.	125	14	450	3.11%
RSD---Better Choice Foundation	1	1	77	1.30%
RSD---Celerity Schools Louisiana, Inc.	0	0	64	0.00%
RSD---Friendship Louisiana, Inc.	0	0	46	0.00%
Thrive Academy	0	0	15	0.00%
Noble Minds	0	0	6	0.00%
JCFA---East	0	0	35	0.00%
Advantage Charter Academy	0	0	55	0.00%
JCFA Lafayette	0	0	16	0.00%
Tallulah Charter School	0	0	21	0.00%
Willow Charter Academy	0	0	47	0.00%

Use of Seclusion and Restraint for Students with Disabilities  
2017-2018 School Year Data Report

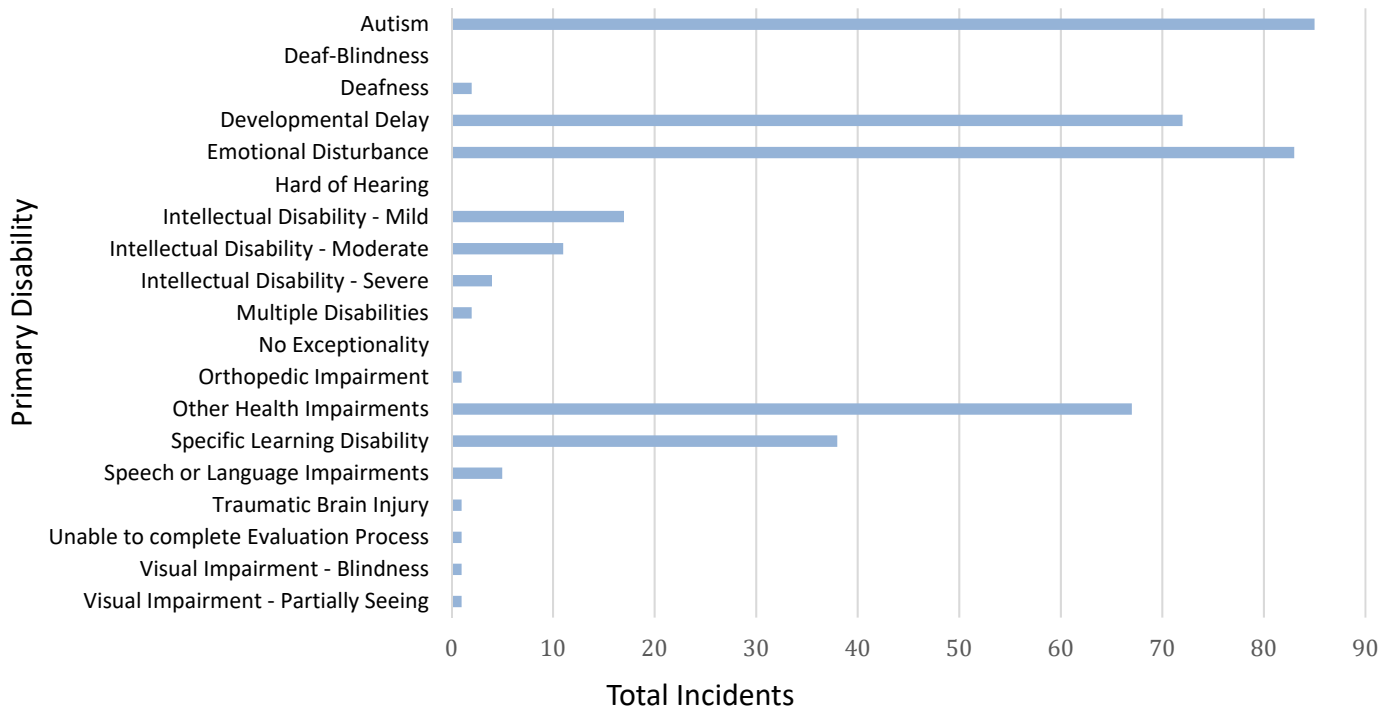
LEA Name	Total Incidents	Total Students	Total IEPs	Students Secluded/ Restrained as % of Total IEPs
Dr. Martin Luther King Charter School for Sci/Tech	0	0	112	0.00%
Joseph A. Craig Charter School	0	0	42	0.00%
Lincoln Preparatory School: A TMCF Collegiate Academy	0	0	47	0.00%
Laurel Oaks Charter School	0	0	6	0.00%
Apex Collegiate Academy Charter School	0	0	9	0.00%
Smothers Academy Preparatory School	0	0	35	0.00%
Greater Grace Charter Academy Inc.	0	0	18	0.00%
Iberville Charter Academy	0	0	36	0.00%
Delta Charter Group	0	0	43	0.00%
Lake Charles College Prep	0	0	51	0.00%
Northeast Claiborne Charter	0	0	26	0.00%
Acadiana Renaissance Charter Academy	0	0	50	0.00%
Louisiana Key Academy	0	0	208	0.00%
Lafayette Charter Foundation	5	1	64	1.56%
Impact Charter Elementary	0	0	43	0.00%
Vision Academy	0	0	12	0.00%
Louisiana Virtual Charter Academy	0	0	250	0.00%
Southwest Louisiana Charter Academy	0	0	64	0.00%
JS Clark Leadership Academy	0	0	13	0.00%
Baton Rouge University Preparatory	0	0	35	0.00%
Tangipahoa Charter School Association	25	2	39	5.13%
GEO Prep Academy of Greater Baton Rouge	1	1	47	2.13%
RSD- Democracy Prep Louisiana Charter School	0	0	54	0.00%
RSD-Baton Rouge Bridge Academy Inc.	0	0	15	0.00%
RSD-Baton Rouge College Preparatory, Inc.	0	0	30	0.00%
Collegiate Baton Rouge	0	0	24	0.00%
GEO Prep Mid-City of Greater Baton Rouge	0	0	85	0.00%
Total	1,680	391 <sup>1</sup>	94,817 <sup>2</sup>	0.39%

<sup>1</sup> Incidents of seclusion / restraint were counted one time per student. If a student was restrained *and* secluded, that student is represented once.

<sup>2</sup> LEAs closed in the 2017-2018 school year were excluded. In the 2017-2018 school year, 94,817 students with disabilities had active IEPs.

The following charts show state level data aggregated by age, race, ethnicity, gender, and student disability classification. Each chart shows the number of students involved compared to the total universe of students with disabilities in the particular group.

*Chart 1. Total Incidents of Seclusion / Restraint by Primary Disability, 2017-2018 School Year*



*Table 2. Seclusion / Restraint Count of Incidents & Students by Primary Exceptionality Statewide Summary, 2017-2018 School Year*

Primary Exceptionality	Total Students	Total Incidents	Percentage of Students With Disability and Incident
Autism	6,733	85	1.2624%
Deaf---Blindness	9	0	0.0000%
Deafness	371	2	0.5391%
Developmental Delay	12,728	72	0.5657%
Emotional Disturbance	2,015	83	4.1191%
Hard of Hearing	883	0	0.0000%
Intellectual Disability --- Mild	5,506	17	0.3088%
Intellectual Disability --- Moderate	2,624	11	0.4192%
Intellectual Disability --- Severe	372	4	1.0753%
Multiple Disabilities	1,165	2	0.1717%

Primary Exceptionality	Total Students	Total Incidents	Percentage of Students With Disability and Incident
No Exceptionality	1,089	0	0.0000%
Orthopedic Impairment	1089	1	0.0918%
Other Health Impairments	12,750	67	0.5255%
Specific Learning Disability	29,235	38	0.1300%
Speech or Language Impairments	17,385	5	0.0288%
Traumatic Brain Injury	243	1	0.4115%
Unable to complete Evaluation Process	64	1	1.5625%
Visual Impairment --- Blindness	262	1	0.3817%
Visual Impairment --- Partially Seeing	294	1	0.3401%
<b>Total</b>	<b>94,817</b>	<b>391</b>	<b>0.4124%</b>

Chart 2. Total Incidents of Seclusion / Restraint by Age, 2017-2018 School Year

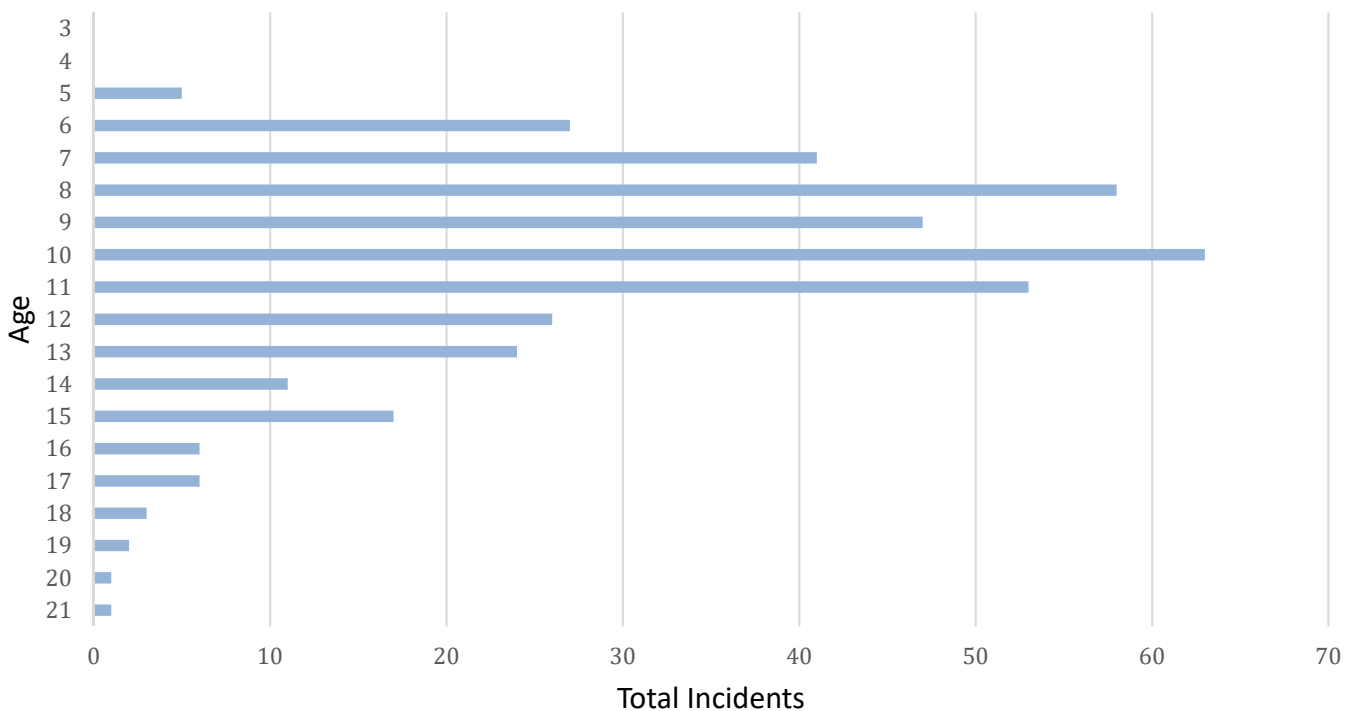


Table 3. Seclusion / Restraint Count of Incidents & Students by Age Statewide Summary, 2017-2018 School Year

Age	IEP Student Count	Incident Student Count	Incident Percentage
0	1	0	0.0000%

Use of Seclusion and Restraint for Students with Disabilities  
2017-2018 School Year Data Report

Age	IEP Student Count	Incident Student Count	Incident Percentage
1	0	0	0.0000%
2	2	0	0.0000%
3	1,466	0	0.0000%
4	3,524	0	0.0000%
5	5,075	5	0.0985%
6	6,084	27	0.4438%
7	6,505	41	0.6303%
8	6,792	58	0.8539%
9	6,975	47	0.6738%
10	6,986	63	0.9018%
11	7,160	53	0.7402%
12	6,802	26	0.3822%
13	6,410	24	0.3744%
14	5,820	11	0.1890%
15	5,590	17	0.3041%
16	5,314	6	0.1129%
17	4,993	6	0.1202%
18	4,360	3	0.0688%
19	3,121	2	0.0641%
20	1,230	1	0.0813%
21	360	1	0.2778%
22	182	0	0.0000%
23	50	0	0.0000%
24	10	0	0.0000%
25	5	0	0.0000%
Total	94,817	391	0.4124%



Charts 3, 4. Total Incidents of Seclusion / Restraint by Race / Ethnicity, and Gender, 2017-2018 School Year

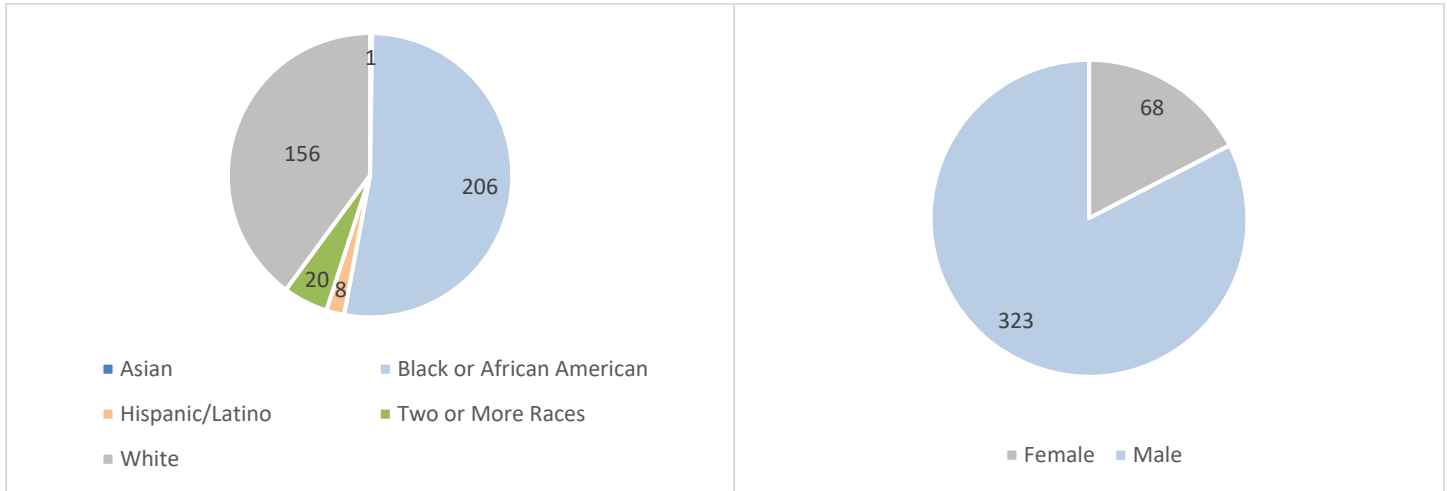


Table 4. Seclusion / Restraint Count of Incidents & Students by Race / Ethnicity Statewide Summary, 2017-2018 School Year

Race/Ethnicity	IEP Student Count	Incident Student Count	Incident Percentage
American Indian or Alaskan Native	597	0	0.0000%
Asian	767	1	0.1304%
Black or African American	45,883	206	0.4490%
Hispanic/Latino	4,478	8	0.1787%
Native Hawaiian or Pacific Islander	62	0	0.0000%
Two or More Races	2,265	20	0.8830%
White	40,765	156	0.3827%
<b>Total</b>	<b>94,817</b>	<b>391</b>	<b>0.4124%</b>

Table 5. Seclusion / Restraint Count of Incidents & Students by Gender Statewide Summary, 2017-2018 School Year

Gender	IEP Student Count	Incident Student Count	Incident Percentage
Female	30,728	68	0.2213%
Male	64,089	323	0.5040%
<b>Total</b>	<b>94,817</b>	<b>391</b>	<b>0.4124%</b>

**APPENDIX - SECLUSION / RESTRAINT TABLES**

The following tables show seclusion/restraint data disaggregated by various variables, and all seclusion and restraint policies submitted by school systems to LDOE.

The LDOE has modified and/or suppressed data reported to protect the privacy of students in compliance with the Family Educational Rights and Privacy Act (FERPA) codified at 20 U.S.C. 1232g. The strategies used to protect privacy vary and may include rounding or other techniques but do not substantially affect the general usefulness of the data. Because of the privacy protections, numerical and percentage totals may not add precisely to the sum of the row or column to which the total refers.

*Table 1. Seclusion & Restraint Count of Incidents & Students by School Site, 2017-2018 School Year*

*Table 2. Seclusion & Restraint Count of Incidents & Students by Age, 2017-2018 School Year*

*Table 3. Seclusion & Restraint Count of Incidents & Students by Primary Exceptionality, 2017-2018 School Year*

*Table 4. Seclusion & Restraint Count of Incidents & Students by Race / Ethnicity, 2017-2018 School Year*

*Table 5. Seclusion & Restraint Count of Incidents & Students by Gender, 2017-2018 School Year*

*Table 6. Seclusion / Restraint Policy Handbook Submission by LEA*

*Table 1. Seclusion & Restraint Count of Incidents & Students by School Site, 2017-2018 School Year*

LEA Name	Seclusion/ Restraint	School Name	Total Incidents	Total Students
Acadia Parish	Restraint	South Crowley Elementary School	1	1
Allen Parish	Restraint	Kinder Elementary School	1	1
Allen Parish	Restraint	Oberlin Elementary School	2	2
Ascension Parish	Restraint	Central Middle School	1	1
Ascension Parish	Restraint	Central Primary School	2	1
Ascension Parish	Restraint	Lowery Elementary School	1	1
Ascension Parish	Restraint	Pecan Grove Primary School	7	4
Ascension Parish	Restraint	Sorrento Primary School	3	2
Assumption Parish	Restraint	Napoleonville Middle School	1	1
Assumption Parish	Restraint	Napoleonville Primary School	2	1
Avoyelles Parish	Restraint	Avoyelles High School	2	2
Avoyelles Parish	Restraint	Bunkie Magnet High School	1	1
Avoyelles Parish	Restraint	Marksville Elementary School	2	1
Bienville Parish	Restraint	Bienville High School	1	1
Bossier Parish	Restraint	Apollo Elementary School	2	1
Bossier Parish	Restraint	Bellaire Elementary School	10	1
Bossier Parish	Restraint	Cope Middle School	8	1
Bossier Parish	Restraint	Haughton High School	1	1
Bossier Parish	Restraint	Haughton Middle School	4	1
Bossier Parish	Restraint	Stockwell Place Elementary School	1	1

**Use of Seclusion and Restraint for Students with Disabilities  
2017-2018 School Year Data Report**

LEA Name	Seclusion/ Restraint	School Name	Total Incidents	Total Students
Bossier Parish	Restraint	Waller Elementary School	15	2
Caddo Parish	Restraint	Alexander Learning Center	5	5
Caddo Parish	Restraint	Arthur Circle Elementary School	32	4
Caddo Parish	Restraint	Blanchard Elementary School	3	1
Caddo Parish	Restraint	Donnie Bickham Middle School	1	1
Caddo Parish	Restraint	E.B. Williams Stoner Hill Elementary	1	1
Caddo Parish	Restraint	Summerfield Elementary School	6	1
Caddo Parish	Restraint	University Elementary School	1	1
Calcasieu Parish	Restraint	College Oaks Elementary School	1	1
Calcasieu Parish	Restraint	E. K. Key Elementary School	8	3
Calcasieu Parish	Restraint	LeBleu Settlement Elementary School	1	1
Calcasieu Parish	Restraint	M. J. Kaufman Elementary School	2	1
Calcasieu Parish	Restraint	Maplewood Elementary	1	1
Calcasieu Parish	Restraint	Richard W. Vincent Elementary School	3	1
Calcasieu Parish	Restraint	Vinton Elementary School	3	2
Cameron Parish	Restraint	South Cameron High School	1	1
Concordia Parish	Restraint	Concordia Education Center	3	2
Concordia Parish	Restraint	Ferriday Upper Elementary School	5	1
Concordia Parish	Restraint	Vidalia Junior High School	1	1
East Baton Rouge Parish	Restraint	Westdale Middle School	2	1
Evangeline Parish	Restraint	Pine Prairie High School	1	1
Franklin Parish	Restraint	Gilbert School	1	1
Grant Parish	Restraint	Colfax Elementary School	2	2
Grant Parish	Restraint	South Grant Elementary School	1	1
Iberia Parish	Restraint	Iberia Middle School	1	1
Iberia Parish	Restraint	Pesson Addition Elementary School	5	1
Lafayette Parish	Restraint	Acadiana High School	3	2
Lafayette Parish	Restraint	Alice N. Boucher Elementary School	2	2
Lafayette Parish	Restraint	Charles M. Burke Elementary School	1	1
Lafayette Parish	Restraint	Edgar Martin Middle School	1	1
Lafayette Parish	Restraint	Evangeline Elementary School	21	3
Lafayette Parish	Restraint	J.W. Faulk Elementary School	5	3
Lafayette Parish	Restraint	Live Oak Elementary School	5	5
Lafayette Parish	Restraint	N. P. Moss Preparatory Academy	2	2
Lafayette Parish	Restraint	Northside High School	1	1
Lafayette Parish	Restraint	Ossun Elementary School	1	1
Lafayette Parish	Restraint	Plantation Elementary School	4	3
Lafayette Parish	Restraint	Ridge Elementary School	2	1
Lafayette Parish	Restraint	Westside Elementary School	1	1

**Use of Seclusion and Restraint for Students with Disabilities  
2017-2018 School Year Data Report**

LEA Name	Seclusion/ Restraint	School Name	Total Incidents	Total Students
Lafayette Parish	Restraint	Woodvale Elementary School	1	1
Lafayette Parish	Restraint	Youngsville Middle School	1	1
Lafourche Parish	Restraint	Lockport Upper Elementary School	1	1
Lafourche Parish	Restraint	Raceland Lower Elementary School	1	1
Lafourche Parish	Restraint	Raceland Middle School	1	1
Lafourche Parish	Restraint	South Thibodaux Elementary School	3	2
Lafourche Parish	Restraint	St. Charles Elementary School	3	1
Lafourche Parish	Restraint	Thibodaux High School	1	1
Lafourche Parish	Restraint	W.S. Lafargue Elementary School	1	1
LaSalle Parish	Restraint	Fellowship Elementary School	1	1
LaSalle Parish	Restraint	Jena Elementary School	1	1
Lincoln Parish	Restraint	Ruston Elementary School	15	1
Livingston Parish	Restraint	Albany Lower Elementary School	8	1
Livingston Parish	Restraint	Denham Springs Elementary School	11	1
Livingston Parish	Restraint	Doyle High School	1	1
Livingston Parish	Restraint	Freshwater Elementary School	1	1
Livingston Parish	Restraint	Juban Parc Elementary School	2	1
Livingston Parish	Restraint	Lewis Vincent Elementary School	1	1
Livingston Parish	Restraint	Live Oak Elementary School	5	1
Livingston Parish	Restraint	Live Oak Junior High	2	1
Livingston Parish	Restraint	North Corbin Junior High School	5	1
Livingston Parish	Restraint	Northside Elementary School	10	2
Livingston Parish	Restraint	South Fork Elementary School	3	2
Livingston Parish	Restraint	South Live Oak Elementary School	5	1
Livingston Parish	Restraint	South Walker Elementary School	19	2
Livingston Parish	Restraint	Springfield Elementary School	14	1
Orleans Parish	Restraint	Edward Hynes Charter School	2	1
Orleans Parish	Restraint	ENCORE Academy	5	2
Ouachita Parish	Restraint	Riverbend Elementary School	2	2
Ouachita Parish	Restraint	Woodlawn Elementary School	3	1
Rapides Parish	Restraint	Acadian Elementary	3	3
Rapides Parish	Restraint	Alma Redwine Elementary	1	1
Rapides Parish	Restraint	Cherokee Elementary School	1	1
Rapides Parish	Restraint	Glenmora High School	9	3
Rapides Parish	Restraint	Horseshoe Drive Elementary New Vision	6	2
Rapides Parish	Restraint	J.B. Nachman Elementary School	1	1
Rapides Parish	Restraint	J.I. Barron Sr. Elementary School	10	5
Rapides Parish	Restraint	Julius Patrick Elementary School	9	1
Rapides Parish	Restraint	L.S. Rugg Elementary School	13	5

## Use of Seclusion and Restraint for Students with Disabilities 2017-2018 School Year Data Report

LEA Name	Seclusion/ Restraint	School Name	Total Incidents	Total Students
Rapides Parish	Restraint	Lessie Moore Elementary School	12	5
Rapides Parish	Restraint	North Bayou Rapides Elementary	3	2
Rapides Parish	Restraint	Northwood High School	1	1
Rapides Parish	Restraint	Paradise Elementary School	9	2
Rapides Parish	Restraint	Pineville Elementary School	1	1
Rapides Parish	Restraint	Pineville High School	1	1
Rapides Parish	Restraint	Pineville Junior High School	15	2
Rapides Parish	Restraint	Rapides Training Academy	3	2
Rapides Parish	Restraint	Rosenthal Montessori Elementary School	8	1
Rapides Parish	Restraint	Tioga Elementary School	1	1
Sabine Parish	Restraint	Florien High School	2	2
Sabine Parish	Restraint	Many Junior High School	1	1
Sabine Parish	Restraint	Zwolle Elementary School	10	1
St. Bernard Parish	Restraint	J.F. Gauthier School	6	1
St. Bernard Parish	Restraint	Lacoste Elementary School	1	1
St. Charles Parish	Restraint	Allemands Elementary School	96	5
St. Charles Parish	Restraint	Destrehan High School	5	1
St. Charles Parish	Restraint	Ethel Schoeffner Elementary School	40	5
St. Charles Parish	Restraint	J.B. Martin Middle School	4	2
St. Charles Parish	Restraint	Lakewood Elementary School	37	4
St. Charles Parish	Restraint	Luling Elementary School	25	6
St. Charles Parish	Restraint	Mimosa Park Elementary School	48	3
St. Charles Parish	Restraint	New Sarpy Elementary School	4	1
St. Charles Parish	Restraint	Norco Elementary School	6	2
St. Charles Parish	Restraint	R.J. Vial Elementary School	26	2
St. Charles Parish	Restraint	St. Rose Elementary School	3	2
St. John the Baptist Parish	Restraint	East St. John High School	3	1
St. John the Baptist Parish	Restraint	Fifth Ward Elementary School	3	2
St. Tammany Parish	Restraint	Bayou Woods Elementary School	15	2
St. Tammany Parish	Restraint	Bonne Ecole Elementary School	6	4
St. Tammany Parish	Restraint	Carolyn Park Middle School	5	3
St. Tammany Parish	Restraint	Clearwood Junior High School	28	3
St. Tammany Parish	Restraint	Covington Elementary School	67	10
St. Tammany Parish	Restraint	Cypress Cove Elementary School	12	4
St. Tammany Parish	Restraint	Florida Avenue Elementary School	6	3
St. Tammany Parish	Restraint	Folsom Elementary School	6	3
St. Tammany Parish	Restraint	Folsom Junior High School	1	1
St. Tammany Parish	Restraint	Fontainebleau Junior High School	13	1
St. Tammany Parish	Restraint	Glynn H. Brock Elementary School	2	1

Use of Seclusion and Restraint for Students with Disabilities  
2017-2018 School Year Data Report

LEA Name	Seclusion/ Restraint	School Name	Total Incidents	Total Students
St. Tammany Parish	Restraint	Henry Mayfield Elementary School	2	1
St. Tammany Parish	Restraint	Lake Harbor Middle School	7	4
St. Tammany Parish	Restraint	Madisonville Junior High School	2	2
St. Tammany Parish	Restraint	Magnolia Trace Elementary School	1	1
St. Tammany Parish	Restraint	Mandeville Elementary School	9	1
St. Tammany Parish	Restraint	Mandeville High School	1	1
St. Tammany Parish	Restraint	Marigny Elementary School	1	1
St. Tammany Parish	Restraint	Pine View Middle School	2	2
St. Tammany Parish	Restraint	Pontchartrain Elementary School	25	5
St. Tammany Parish	Restraint	Riverside Elementary School	13	4
St. Tammany Parish	Restraint	Tchefuncte Middle School	8	3
St. Tammany Parish	Restraint	W.L. Abney Elementary School	11	5
St. Tammany Parish	Restraint	Whispering Forest Elementary School	1	1
St. Tammany Parish	Restraint	William Pitcher Junior High School	18	1
St. Tammany Parish	Restraint	Woodlake Elementary School	6	1
Tangipahoa Parish	Restraint	Amite Elementary Magnet School	23	1
Tangipahoa Parish	Restraint	Amite Westside Middle Magnet	4	1
Tangipahoa Parish	Restraint	Champ Cooper Elementary School	1	1
Tangipahoa Parish	Restraint	Chesbrough Elementary School	5	1
Tangipahoa Parish	Restraint	Hammond Eastside Magnet	1	1
Tangipahoa Parish	Restraint	Independence High Magnet	1	1
Tangipahoa Parish	Restraint	Loranger Elementary School	6	2
Tangipahoa Parish	Restraint	Martha Vinyard Elementary School	1	1
Tangipahoa Parish	Restraint	Midway Elementary School	1	1
Tangipahoa Parish	Restraint	Natalbany Middle	1	1
Tangipahoa Parish	Restraint	Ponchatoula High School	2	1
Tangipahoa Parish	Restraint	Ponchatoula Junior High School	2	2
Tangipahoa Parish	Restraint	Spring Creek Elementary School	1	1
Tangipahoa Parish	Restraint	Tucker Memorial Elementary School	83	5
Tangipahoa Parish	Restraint	Woodland Park Magnet	1	1
Washington Parish	Restraint	Franklinton Elementary School	1	1
Washington Parish	Restraint	Franklinton Primary School	1	1
Washington Parish	Restraint	Varnado High School	1	1
Webster Parish	Restraint	J. E. Harper Elementary School	3	1
Webster Parish	Restraint	Minden High School	2	2
Central Community School District	Restraint	Central Intermediate School	1	1
Central Community School District	Restraint	Tanglewood Elementary School	1	1
RSD-New Beginnings Schools Foundation	Restraint	Lake Area New Tech Early College High	5	4
LA Schools for the Deaf and Visually	Restraint	Louisiana School for the Deaf	3	2

## Use of Seclusion and Restraint for Students with Disabilities 2017-2018 School Year Data Report

LEA Name	Seclusion/ Restraint	School Name	Total Incidents	Total Students
International School of Louisiana	Restraint	International School of Louisiana	4	2
Delhi Charter School	Restraint	Delhi Charter School	1	1
RSD-Crescent City Schools	Restraint	Harriet Tubman Charter School	1	1
RSD-Spirit of Excellence Academy	Restraint	Edgar P. Harney Spirit of Excellence	1	1
RSD-ReNEW-Reinventing Education Inc.	Restraint	ReNEW Cultural Arts Academy at Live Oak	1	1
RSD-Success Preparatory Academy	Restraint	Success Preparatory Academy	2	2
RSD-Akili Academy of New Orleans	Restraint	Akili Academy of New Orleans	1	1
RSD-Collegiate Academies	Restraint	G W Carver High School	1	1
RSD-Collegiate Academies	Restraint	Livingston Collegiate Academy	3	3
RSD-FirstLine Schools, Inc.	Restraint	Arthur Ashe Charter School	12	1
RSD-FirstLine Schools, Inc.	Restraint	Langston Hughes Charter Academy	13	6
RSD-FirstLine Schools, Inc.	Restraint	Phillis Wheatley Community School	18	6
RSD-FirstLine Schools, Inc.	Restraint	Samuel J. Green Charter School	1	1
RSD-Better Choice Foundation	Restraint	Mary D. Coghill Charter School	1	1
Lafayette Charter Foundation	Restraint	Lafayette Renaissance Charter Academy	5	1
Tangipahoa Charter School Association	Restraint	Tangi Academy	21	2
GEO Prep Academy of Greater Baton Rouge	Restraint	GEO Prep Academy of Greater Baton Rouge	1	1
Ascension Parish	Seclusion	Pecan Grove Primary School	10	2
Assumption Parish	Seclusion	Labadieville Primary School	4	1
Bossier Parish	Seclusion	Cope Middle School	1	1
Caddo Parish	Seclusion	Alexander Learning Center	10	6
Caddo Parish	Seclusion	Arthur Circle Elementary School	1	1
East Baton Rouge Parish	Seclusion	Glasgow Middle School	1	1
East Baton Rouge Parish	Seclusion	North Banks Middle School of Excellence	1	1
East Baton Rouge Parish	Seclusion	Wildwood Elementary School	1	1
Franklin Parish	Seclusion	Gilbert School	1	1
Franklin Parish	Seclusion	Winnsboro Elementary School	1	1
Lafayette Parish	Seclusion	Live Oak Elementary School	2	2
Lafourche Parish	Seclusion	Raceland Upper Elementary School	1	1
Lafourche Parish	Seclusion	South Thibodaux Elementary School	20	2
Livingston Parish	Seclusion	Juban Parc Elementary School	1	1
Livingston Parish	Seclusion	Live Oak Elementary School	3	1
Livingston Parish	Seclusion	South Walker Elementary School	1	1
Ouachita Parish	Seclusion	Drew Elementary School	4	1
Ouachita Parish	Seclusion	Riverbend Elementary School	10	2
St. Bernard Parish	Seclusion	J.F. Gauthier School	2	1
St. Bernard Parish	Seclusion	Lacoste Elementary School	3	2
St. Tammany Parish	Seclusion	Bayou Woods Elementary School	25	3
St. Tammany Parish	Seclusion	Bonne Ecole Elementary School	13	6

## Use of Seclusion and Restraint for Students with Disabilities 2017-2018 School Year Data Report

LEA Name	Seclusion/ Restraint	School Name	Total Incidents	Total Students
St. Tammany Parish	Seclusion	Carolyn Park Middle School	9	2
St. Tammany Parish	Seclusion	Cypress Cove Elementary School	15	4
St. Tammany Parish	Seclusion	Florida Avenue Elementary School	1	1
St. Tammany Parish	Seclusion	Folsom Elementary School	8	3
St. Tammany Parish	Seclusion	Folsom Junior High School	1	1
St. Tammany Parish	Seclusion	Henry Mayfield Elementary School	3	1
St. Tammany Parish	Seclusion	Lake Harbor Middle School	9	3
St. Tammany Parish	Seclusion	Magnolia Trace Elementary School	1	1
St. Tammany Parish	Seclusion	Mandeville Elementary School	5	2
St. Tammany Parish	Seclusion	Pine View Middle School	2	2
St. Tammany Parish	Seclusion	Pontchartrain Elementary School	10	5
St. Tammany Parish	Seclusion	Tchefuncte Middle School	8	4
St. Tammany Parish	Seclusion	William Pitcher Junior High School	1	1
Tangipahoa Parish	Seclusion	Amite Elementary Magnet School	12	1
Tangipahoa Parish	Seclusion	Amite Westside Middle Magnet	4	1
Tangipahoa Parish	Seclusion	Chesbrough Elementary School	13	1
Tangipahoa Parish	Seclusion	Tucker Memorial Elementary School	24	2
Vermilion Parish	Seclusion	Leblanc Elementary School	5	2
Webster Parish	Seclusion	J. E. Harper Elementary School	1	1
Central Community School District	Seclusion	Central Intermediate School	1	1
RSD-New Beginnings Schools Foundation	Seclusion	Lake Area New Tech Early College High	2	2
RSD-Crescent City Schools	Seclusion	Harriet Tubman Charter School	8	6
RSD-Crescent City Schools	Seclusion	Paul Habans Charter School	62	20
RSD-Success Preparatory Academy	Seclusion	Success Preparatory Academy	1	1
RSD-Akili Academy of New Orleans	Seclusion	Akili Academy of New Orleans	2	2
RSD-Collegiate Academies	Seclusion	G W Carver High School	1	1
RSD-FirstLine Schools, Inc.	Seclusion	Arthur Ashe Charter School	67	1
RSD-FirstLine Schools, Inc.	Seclusion	Langston Hughes Charter Academy	10	5
RSD-FirstLine Schools, Inc.	Seclusion	Phillis Wheatley Community School	4	2
Tangipahoa Charter School Association	Seclusion	Tangi Academy	4	1
	Total		1,680	463 <sup>3</sup>

<sup>3</sup> Incidents of seclusion / restraint were counted separately by student. For example, if a student was secluded and restrained twice, that student is represented twice.



*Table 2. Seclusion & Restraint Count of Incidents & Students by Age, 2017-2018 School Year*

LEA Name	Seclusion/Restraint	Age	Total Incidents	Total Students
Acadia Parish	Restraint	~	~	<10
Allen Parish	Restraint	~	~	<10
Allen Parish	Restraint	~	~	<10
Allen Parish	Restraint	~	~	<10
Ascension Parish	Restraint	~	~	<10
Ascension Parish	Restraint	~	~	<10
Ascension Parish	Restraint	~	~	<10
Ascension Parish	Restraint	~	~	<10
Ascension Parish	Restraint	~	~	<10
Ascension Parish	Restraint	~	~	<10
Ascension Parish	Restraint	~	~	<10
Assumption Parish	Restraint	~	~	<10
Assumption Parish	Restraint	~	~	<10
Avoyelles Parish	Restraint	~	~	<10
Avoyelles Parish	Restraint	~	~	<10
Avoyelles Parish	Restraint	~	~	<10
Avoyelles Parish	Restraint	~	~	<10
Bienville Parish	Restraint	~	~	<10
Bossier Parish	Restraint	~	~	<10
Bossier Parish	Restraint	~	~	<10
Bossier Parish	Restraint	~	~	<10
Bossier Parish	Restraint	~	~	<10
Bossier Parish	Restraint	~	~	<10
Bossier Parish	Restraint	~	~	<10
Bossier Parish	Restraint	~	~	<10
Caddo Parish	Restraint	~	~	<10
Caddo Parish	Restraint	~	~	<10
Caddo Parish	Restraint	~	~	<10
Caddo Parish	Restraint	~	~	<10
Caddo Parish	Restraint	~	~	<10
Caddo Parish	Restraint	~	~	<10
Calcasieu Parish	Restraint	~	~	<10
Calcasieu Parish	Restraint	~	~	<10
Calcasieu Parish	Restraint	~	~	<10
Calcasieu Parish	Restraint	~	~	<10
Calcasieu Parish	Restraint	~	~	<10
Cameron Parish	Restraint	~	~	<10



**Use of Seclusion and Restraint for Students with Disabilities  
2017-2018 School Year Data Report**

LEA Name	Seclusion/Restraint	Age	Total Incidents	Total Students
Livingston Parish	Restraint	~	~	<10
Livingston Parish	Restraint	~	~	<10
Orleans Parish	Restraint	~	~	<10
Ouachita Parish	Restraint	~	~	<10
Ouachita Parish	Restraint	~	~	<10
Rapides Parish	Restraint	~	~	<10
Rapides Parish	Restraint	~	~	<10
Rapides Parish	Restraint	~	~	<10
Rapides Parish	Restraint	~	~	<10
Rapides Parish	Restraint	~	~	<10
Rapides Parish	Restraint	~	~	<10
Rapides Parish	Restraint	~	~	<10
Rapides Parish	Restraint	~	~	<10
Rapides Parish	Restraint	~	~	<10
Rapides Parish	Restraint	~	~	<10
Rapides Parish	Restraint	~	~	<10
Rapides Parish	Restraint	~	~	<10
Rapides Parish	Restraint	~	~	<10
Rapides Parish	Restraint	~	~	<10
Sabine Parish	Restraint	~	~	<10
Sabine Parish	Restraint	~	~	<10
Sabine Parish	Restraint	~	~	<10
Sabine Parish	Restraint	~	~	<10
St. Bernard Parish	Restraint	~	~	<10
St. Bernard Parish	Restraint	~	~	<10
St. Charles Parish	Restraint	~	~	<10
St. Charles Parish	Restraint	~	~	<10
St. Charles Parish	Restraint	~	~	<10
St. Charles Parish	Restraint	~	~	<10
St. Charles Parish	Restraint	~	~	<10
St. Charles Parish	Restraint	~	~	<10
St. Charles Parish	Restraint	~	~	<10
St. Charles Parish	Restraint	~	~	<10
St. Charles Parish	Restraint	~	~	<10
St. Charles Parish	Restraint	~	~	<10
St. Charles Parish	Restraint	~	~	<10
St. Charles Parish	Restraint	~	~	<10
St. Charles Parish	Restraint	~	~	<10
St. John the Baptist Parish	Restraint	~	~	<10
St. John the Baptist Parish	Restraint	~	~	<10
St. John the Baptist Parish	Restraint	~	~	<10
St. Tammany Parish	Restraint	~	~	<10
St. Tammany Parish	Restraint	~	~	<10
St. Tammany Parish	Restraint	8	89	13
St. Tammany Parish	Restraint	~	~	<10

**Use of Seclusion and Restraint for Students with Disabilities  
2017-2018 School Year Data Report**

LEA Name	Seclusion/Restraint	Age	Total Incidents	Total Students
St. Tammany Parish	Restraint	10	50	14
St. Tammany Parish	Restraint	~	~	<10
St. Tammany Parish	Restraint	~	~	<10
St. Tammany Parish	Restraint	~	~	<10
St. Tammany Parish	Restraint	~	~	<10
St. Tammany Parish	Restraint	~	~	<10
Tangipahoa Parish	Restraint	~	~	<10
Tangipahoa Parish	Restraint	~	~	<10
Tangipahoa Parish	Restraint	~	~	<10
Tangipahoa Parish	Restraint	~	~	<10
Tangipahoa Parish	Restraint	~	~	<10
Tangipahoa Parish	Restraint	~	~	<10
Tangipahoa Parish	Restraint	~	~	<10
Tangipahoa Parish	Restraint	~	~	<10
Tangipahoa Parish	Restraint	~	~	<10
Washington Parish	Restraint	~	~	<10
Washington Parish	Restraint	~	~	<10
Washington Parish	Restraint	~	~	<10
Webster Parish	Restraint	~	~	<10
Webster Parish	Restraint	~	~	<10
Webster Parish	Restraint	~	~	<10
Central Community School District	Restraint	~	~	<10
Central Community School District	Restraint	~	~	<10
RSD-New Beginnings Schools Foundation	Restraint	~	~	<10
RSD-New Beginnings Schools Foundation	Restraint	~	~	<10
RSD-New Beginnings Schools Foundation	Restraint	~	~	<10
LA Schools for the Deaf and Visually	Restraint	~	~	<10
LA Schools for the Deaf and Visually	Restraint	~	~	<10
International School of Louisiana	Restraint	~	~	<10
International School of Louisiana	Restraint	~	~	<10
Delhi Charter School	Restraint	~	~	<10
RSD-Crescent City Schools	Restraint	~	~	<10
RSD-Spirit of Excellence Academy	Restraint	~	~	<10
RSD-ReNEW-Reinventing Education Inc.	Restraint	~	~	<10
RSD-Success Preparatory Academy	Restraint	~	~	<10
RSD-Success Preparatory Academy	Restraint	~	~	<10
RSD-Akili Academy of New Orleans	Restraint	~	~	<10
RSD-Collegiate Academies	Restraint	~	~	<10
RSD-Collegiate Academies	Restraint	~	~	<10

**Use of Seclusion and Restraint for Students with Disabilities  
2017-2018 School Year Data Report**

LEA Name	Seclusion/Restraint	Age	Total Incidents	Total Students
RSD-Collegiate Academies	Restraint	~	~	<10
RSD-Collegiate Academies	Restraint	~	~	<10
RSD-FirstLine Schools, Inc.	Restraint	~	~	<10
RSD-FirstLine Schools, Inc.	Restraint	~	~	<10
RSD-FirstLine Schools, Inc.	Restraint	~	~	<10
RSD-FirstLine Schools, Inc.	Restraint	~	~	<10
RSD-FirstLine Schools, Inc.	Restraint	~	~	<10
RSD-FirstLine Schools, Inc.	Restraint	~	~	<10
RSD-Better Choice Foundation	Restraint	~	~	<10
Lafayette Charter Foundation	Restraint	~	~	<10
Tangipahoa Charter School Association	Restraint	~	~	<10
Tangipahoa Charter School Association	Restraint	~	~	<10
GEO Prep Academy of Greater Baton	Restraint	~	~	<10
Ascension Parish	Seclusion	~	~	<10
Ascension Parish	Seclusion	~	~	<10
Assumption Parish	Seclusion	~	~	<10
Bossier Parish	Seclusion	~	~	<10
Caddo Parish	Seclusion	~	~	<10
Caddo Parish	Seclusion	~	~	<10
Caddo Parish	Seclusion	~	~	<10
Caddo Parish	Seclusion	~	~	<10
Caddo Parish	Seclusion	~	~	<10
East Baton Rouge Parish	Seclusion	~	~	<10
East Baton Rouge Parish	Seclusion	~	~	<10
East Baton Rouge Parish	Seclusion	~	~	<10
Franklin Parish	Seclusion	~	~	<10
Franklin Parish	Seclusion	~	~	<10
Lafayette Parish	Seclusion	~	~	<10
Lafourche Parish	Seclusion	~	~	<10
Lafourche Parish	Seclusion	~	~	<10
Livingston Parish	Seclusion	~	~	<10
Livingston Parish	Seclusion	~	~	<10
Ouachita Parish	Seclusion	~	~	<10
Ouachita Parish	Seclusion	~	~	<10
St. Bernard Parish	Seclusion	~	~	<10
St. Bernard Parish	Seclusion	~	~	<10
St. Tammany Parish	Seclusion	~	~	<10
St. Tammany Parish	Seclusion	~	~	<10
St. Tammany Parish	Seclusion	~	~	<10

**Use of Seclusion and Restraint for Students with Disabilities  
2017-2018 School Year Data Report**

LEA Name	Seclusion/Restraint	Age	Total Incidents	Total Students
St. Tammany Parish	Seclusion	~	~	<10
St. Tammany Parish	Seclusion	10	39	15
St. Tammany Parish	Seclusion	~	~	<10
St. Tammany Parish	Seclusion	~	~	<10
St. Tammany Parish	Seclusion	~	~	<10
St. Tammany Parish	Seclusion	~	~	<10
St. Tammany Parish	Seclusion	~	~	<10
Tangipahoa Parish	Seclusion	~	~	<10
Tangipahoa Parish	Seclusion	~	~	<10
Tangipahoa Parish	Seclusion	~	~	<10
Tangipahoa Parish	Seclusion	~	~	<10
Tangipahoa Parish	Seclusion	~	~	<10
Vermilion Parish	Seclusion	~	~	<10
Webster Parish	Seclusion	~	~	<10
Central Community School District	Seclusion	~	~	<10
RSD-New Beginnings Schools Foundation	Seclusion	~	~	<10
RSD-New Beginnings Schools Foundation	Seclusion	~	~	<10
RSD-Crescent City Schools	Seclusion	~	~	<10
RSD-Crescent City Schools	Seclusion	~	~	<10
RSD-Crescent City Schools	Seclusion	~	~	<10
RSD-Crescent City Schools	Seclusion	~	~	<10
RSD-Crescent City Schools	Seclusion	~	~	<10
RSD-Crescent City Schools	Seclusion	~	~	<10
RSD-Crescent City Schools	Seclusion	~	~	<10
RSD-Crescent City Schools	Seclusion	~	~	<10
RSD-Crescent City Schools	Seclusion	~	~	<10
RSD-Crescent City Schools	Seclusion	~	~	<10
RSD-Success Preparatory Academy	Seclusion	~	~	<10
RSD-Akili Academy of New Orleans	Seclusion	~	~	<10
RSD-Akili Academy of New Orleans	Seclusion	~	~	<10
RSD-Collegiate Academies	Seclusion	~	~	<10
RSD-FirstLine Schools, Inc.	Seclusion	~	~	<10
RSD-FirstLine Schools, Inc.	Seclusion	~	~	<10
RSD-FirstLine Schools, Inc.	Seclusion	~	~	<10
RSD-FirstLine Schools, Inc.	Seclusion	~	~	<10
Tangipahoa Charter School Association	Seclusion	~	~	<10
Total			1,680	456

Table 3. Seclusion & Restraint Count of Incidents & Students by Primary Exceptionality, 2017-2018 School Year

LEA Name	Seclusion/ Restraint	Primary Exceptionality	Total Incidents	Total Students
Acadia Parish	Restraint	~	~	<10
Allen Parish	Restraint	~	~	<10
Allen Parish	Restraint	~	~	<10
Allen Parish	Restraint	~	~	<10
Ascension Parish	Restraint	~	~	<10
Ascension Parish	Restraint	~	~	<10
Ascension Parish	Restraint	~	~	<10
Ascension Parish	Restraint	~	~	<10
Ascension Parish	Restraint	~	~	<10
Assumption Parish	Restraint	~	~	<10
Assumption Parish	Restraint	~	~	<10
Avoyelles Parish	Restraint	~	~	<10
Avoyelles Parish	Restraint	~	~	<10
Bienville Parish	Restraint	~	~	<10
Bossier Parish	Restraint	~	~	<10
Bossier Parish	Restraint	~	~	<10
Bossier Parish	Restraint	~	~	<10
Caddo Parish	Restraint	~	~	<10
Caddo Parish	Restraint	~	~	<10
Caddo Parish	Restraint	~	~	<10
Caddo Parish	Restraint	~	~	<10
Caddo Parish	Restraint	~	~	<10
Calcasieu Parish	Restraint	~	~	<10
Calcasieu Parish	Restraint	~	~	<10
Calcasieu Parish	Restraint	~	~	<10
Calcasieu Parish	Restraint	~	~	<10
Calcasieu Parish	Restraint	~	~	<10
Cameron Parish	Restraint	~	~	<10
Concordia Parish	Restraint	~	~	<10
Concordia Parish	Restraint	~	~	<10
Concordia Parish	Restraint	~	~	<10
East Baton Rouge Parish	Restraint	~	~	<10
Evangeline Parish	Restraint	~	~	<10
Franklin Parish	Restraint	~	~	<10
Grant Parish	Restraint	~	~	<10
Grant Parish	Restraint	~	~	<10
Iberia Parish	Restraint	~	~	<10

**Use of Seclusion and Restraint for Students with Disabilities  
2017-2018 School Year Data Report**

LEA Name	Seclusion/ Restraint	Primary Exceptionality	Total Incidents	Total Students
Lafayette Parish	Restraint	~	~	<10
Lafayette Parish	Restraint	~	~	<10
Lafayette Parish	Restraint	~	~	<10
Lafayette Parish	Restraint	~	~	<10
Lafayette Parish	Restraint	~	~	<10
Lafayette Parish	Restraint	~	~	<10
Lafayette Parish	Restraint	~	~	<10
Lafayette Parish	Restraint	~	~	<10
Lafourche Parish	Restraint	~	~	<10
Lafourche Parish	Restraint	~	~	<10
Lafourche Parish	Restraint	~	~	<10
Lafourche Parish	Restraint	~	~	<10
LaSalle Parish	Restraint	~	~	<10
LaSalle Parish	Restraint	~	~	<10
Lincoln Parish	Restraint	~	~	<10
Livingston Parish	Restraint	~	~	<10
Livingston Parish	Restraint	~	~	<10
Livingston Parish	Restraint	~	~	<10
Livingston Parish	Restraint	~	~	<10
Livingston Parish	Restraint	~	~	<10
Livingston Parish	Restraint	~	~	<10
Livingston Parish	Restraint	~	~	<10
Livingston Parish	Restraint	~	~	<10
Livingston Parish	Restraint	~	~	<10
Orleans Parish	Restraint	~	~	<10
Ouachita Parish	Restraint	~	~	<10
Ouachita Parish	Restraint	~	~	<10
Ouachita Parish	Restraint	~	~	<10
Rapides Parish	Restraint	~	~	<10
Rapides Parish	Restraint	Developmental Delay	35	11
Rapides Parish	Restraint	~	~	<10
Rapides Parish	Restraint	~	~	<10
Rapides Parish	Restraint	~	~	<10
Rapides Parish	Restraint	~	~	<10
Rapides Parish	Restraint	Other Health Impairments	29	10
Rapides Parish	Restraint	~	~	<10
Rapides Parish	Restraint	~	~	<10
Sabine Parish	Restraint	~	~	<10
Sabine Parish	Restraint	~	~	<10
Sabine Parish	Restraint	~	~	<10
Sabine Parish	Restraint	~	~	<10
St. Bernard Parish	Restraint	~	~	<10



**Use of Seclusion and Restraint for Students with Disabilities  
2017-2018 School Year Data Report**

LEA Name	Seclusion/ Restraint	Primary Exceptionality	Total Incidents	Total Students
St. Charles Parish	Restraint	~	~	<10
St. Charles Parish	Restraint	~	~	<10
St. Charles Parish	Restraint	Emotional Disturbance	208	17
St. Charles Parish	Restraint	~	~	<10
St. Charles Parish	Restraint	~	~	<10
St. Charles Parish	Restraint	~	~	<10
St. John the Baptist Parish	Restraint	~	~	<10
St. John the Baptist Parish	Restraint	~	~	<10
St. John the Baptist Parish	Restraint	~	~	<10
St. Tammany Parish	Restraint	Autism	65	14
St. Tammany Parish	Restraint	Developmental Delay	79	14
St. Tammany Parish	Restraint	Emotional Disturbance	52	15
St. Tammany Parish	Restraint	~	~	<10
St. Tammany Parish	Restraint	~	~	<10
St. Tammany Parish	Restraint	Other Health Impairments	40	12
St. Tammany Parish	Restraint	~	~	<10
St. Tammany Parish	Restraint	~	~	<10
Tangipahoa Parish	Restraint	~	~	<10
Tangipahoa Parish	Restraint	~	~	<10
Tangipahoa Parish	Restraint	~	~	<10
Tangipahoa Parish	Restraint	~	~	<10
Tangipahoa Parish	Restraint	~	~	<10
Tangipahoa Parish	Restraint	~	~	<10
Tangipahoa Parish	Restraint	~	~	<10
Tangipahoa Parish	Restraint	~	~	<10
Tangipahoa Parish	Restraint	~	~	<10
Washington Parish	Restraint	~	~	<10
Washington Parish	Restraint	~	~	<10
Washington Parish	Restraint	~	~	<10
Webster Parish	Restraint	~	~	<10
Webster Parish	Restraint	~	~	<10
Webster Parish	Restraint	~	~	<10
Central Community School District	Restraint	~	~	<10
Central Community School District	Restraint	~	~	<10
RSD-New Beginnings Schools Foundation	Restraint	~	~	<10
RSD-New Beginnings Schools Foundation	Restraint	~	~	<10
RSD-New Beginnings Schools Foundation	Restraint	~	~	<10
LA Schools for the Deaf and Visually Impaired	Restraint	~	~	<10
International School of Louisiana	Restraint	~	~	<10
Delhi Charter School	Restraint	~	~	<10

**Use of Seclusion and Restraint for Students with Disabilities  
2017-2018 School Year Data Report**

LEA Name	Seclusion/ Restraint	Primary Exceptionality	Total Incidents	Total Students
RSD-Crescent City Schools	Restraint	~	~	<10
RSD-Spirit of Excellence Academy	Restraint	~	~	<10
RSD-ReNEW-Reinventing Education Inc.	Restraint	~	~	<10
RSD-Success Preparatory Academy	Restraint	~	~	<10
RSD-Akili Academy of New Orleans	Restraint	~	~	<10
RSD-Collegiate Academies	Restraint	~	~	<10
RSD-Collegiate Academies	Restraint	~	~	<10
RSD-Collegiate Academies	Restraint	~	~	<10
RSD-Collegiate Academies	Restraint	~	~	<10
RSD-FirstLine Schools, Inc.	Restraint	~	~	<10
RSD-FirstLine Schools, Inc.	Restraint	~	~	<10
RSD-FirstLine Schools, Inc.	Restraint	~	~	<10
RSD-FirstLine Schools, Inc.	Restraint	~	~	<10
RSD-FirstLine Schools, Inc.	Restraint	~	~	<10
RSD-Better Choice Foundation	Restraint	~	~	<10
Lafayette Charter Foundation	Restraint	~	~	<10
Tangipahoa Charter School Association	Restraint	~	~	<10
Tangipahoa Charter School Association	Restraint	~	~	<10
GEO Prep Academy of Greater Baton Rouge	Restraint	~	~	<10
Ascension Parish	Seclusion	~	~	<10
Ascension Parish	Seclusion	~	~	<10
Assumption Parish	Seclusion	~	~	<10
Bossier Parish	Seclusion	~	~	<10
Caddo Parish	Seclusion	~	~	<10
Caddo Parish	Seclusion	~	~	<10
Caddo Parish	Seclusion	~	~	<10
Caddo Parish	Seclusion	~	~	<10
Caddo Parish	Seclusion	~	~	<10
East Baton Rouge Parish	Seclusion	~	~	<10
East Baton Rouge Parish	Seclusion	~	~	<10
East Baton Rouge Parish	Seclusion	~	~	<10
Franklin Parish	Seclusion	~	~	<10
Franklin Parish	Seclusion	~	~	<10
Lafayette Parish	Seclusion	~	~	<10
Lafayette Parish	Seclusion	~	~	<10
Lafourche Parish	Seclusion	~	~	<10
Lafourche Parish	Seclusion	~	~	<10
Livingston Parish	Seclusion	~	~	<10
Livingston Parish	Seclusion	~	~	<10

**Use of Seclusion and Restraint for Students with Disabilities  
2017-2018 School Year Data Report**

LEA Name	Seclusion/ Restraint	Primary Exceptionality	Total Incidents	Total Students
Livingston Parish	Seclusion	~	~	<10
Ouachita Parish	Seclusion	~	~	<10
Ouachita Parish	Seclusion	~	~	<10
St. Bernard Parish	Seclusion	~	~	<10
St. Bernard Parish	Seclusion	~	~	<10
St. Bernard Parish	Seclusion	~	~	<10
St. Tammany Parish	Seclusion	~	~	<10
St. Tammany Parish	Seclusion	~	~	<10
St. Tammany Parish	Seclusion	Emotional Disturbance	19	11
St. Tammany Parish	Seclusion	~	~	<10
St. Tammany Parish	Seclusion	Other Health Impairments	39	10
St. Tammany Parish	Seclusion	~	~	<10
Tangipahoa Parish	Seclusion	~	~	<10
Tangipahoa Parish	Seclusion	~	~	<10
Tangipahoa Parish	Seclusion	~	~	<10
Tangipahoa Parish	Seclusion	~	~	<10
Tangipahoa Parish	Seclusion	~	~	<10
Vermilion Parish	Seclusion	~	~	<10
Webster Parish	Seclusion	~	~	<10
Central Community School District	Seclusion	~	~	<10
RSD-New Beginnings Schools Foundation	Seclusion	~	~	<10
RSD-Crescent City Schools	Seclusion	~	~	<10
RSD-Crescent City Schools	Seclusion	~	~	<10
RSD-Crescent City Schools	Seclusion	~	~	<10
RSD-Crescent City Schools	Seclusion	~	~	<10
RSD-Crescent City Schools	Seclusion	~	~	<10
RSD-Crescent City Schools	Seclusion	~	~	<10
RSD-Crescent City Schools	Seclusion	~	~	<10
RSD-Crescent City Schools	Seclusion	~	~	<10
RSD-Success Preparatory Academy	Seclusion	~	~	<10
RSD-Akili Academy of New Orleans	Seclusion	~	~	<10
RSD-Akili Academy of New Orleans	Seclusion	~	~	<10
RSD-Collegiate Academies	Seclusion	~	~	<10
RSD-FirstLine Schools, Inc.	Seclusion	~	~	<10
RSD-FirstLine Schools, Inc.	Seclusion	~	~	<10
RSD-FirstLine Schools, Inc.	Seclusion	~	~	<10
RSD-FirstLine Schools, Inc.	Seclusion	~	~	<10
Tangipahoa Charter School Association	Seclusion	~	~	<10
<b>Total</b>			<b>1,680</b>	<b>456</b>

Table 4. Seclusion & Restraint Count of Incidents & Students by Race / Ethnicity, 2017-2018 School Year

LEA Name	Seclusion/Restraint	Race/Ethnicity	Total Incidents	Total Students
Acadia Parish	Restraint	~	~	<10
Allen Parish	Restraint	~	~	<10
Allen Parish	Restraint	~	~	<10
Allen Parish	Restraint	~	~	<10
Ascension Parish	Restraint	~	~	<10
Ascension Parish	Restraint	~	~	<10
Assumption Parish	Restraint	~	~	<10
Avoyelles Parish	Restraint	~	~	<10
Avoyelles Parish	Restraint	~	~	<10
Avoyelles Parish	Restraint	~	~	<10
Bienville Parish	Restraint	~	~	<10
Bossier Parish	Restraint	~	~	<10
Bossier Parish	Restraint	~	~	<10
Bossier Parish	Restraint	~	~	<10
Caddo Parish	Restraint	~	~	<10
Caddo Parish	Restraint	~	~	<10
Caddo Parish	Restraint	~	~	<10
Calcasieu Parish	Restraint	~	~	<10
Calcasieu Parish	Restraint	~	~	<10
Calcasieu Parish	Restraint	~	~	<10
Cameron Parish	Restraint	~	~	<10
Concordia Parish	Restraint	~	~	<10
Concordia Parish	Restraint	~	~	<10
East Baton Rouge Parish	Restraint	~	~	<10
Evangeline Parish	Restraint	~	~	<10
Franklin Parish	Restraint	~	~	<10
Grant Parish	Restraint	~	~	<10
Iberia Parish	Restraint	~	~	<10
Lafayette Parish	Restraint	Black or African American	41	21
Lafayette Parish	Restraint	~	~	<10
Lafourche Parish	Restraint	~	~	<10
Lafourche Parish	Restraint	~	~	<10
Lafourche Parish	Restraint	~	~	<10
LaSalle Parish	Restraint	~	~	<10
Lincoln Parish	Restraint	~	~	<10
Livingston Parish	Restraint	~	~	<10
Livingston Parish	Restraint	~	~	<10

**Use of Seclusion and Restraint for Students with Disabilities  
2017-2018 School Year Data Report**

LEA Name	Seclusion/Restraint	Race/Ethnicity	Total Incidents	Total Students
Livingston Parish	Restraint	White	73	15
Orleans Parish	Restraint	~	~	<10
Ouachita Parish	Restraint	~	~	<10
Ouachita Parish	Restraint	~	~	<10
Rapides Parish	Restraint	Black or African American	59	18
Rapides Parish	Restraint	~	~	<10
Rapides Parish	Restraint	~	~	<10
Rapides Parish	Restraint	White	46	19
Sabine Parish	Restraint	~	~	<10
Sabine Parish	Restraint	~	~	<10
Sabine Parish	Restraint	~	~	<10
St. Bernard Parish	Restraint	~	~	<10
St. Bernard Parish	Restraint	~	~	<10
St. Charles Parish	Restraint	Black or African American	111	15
St. Charles Parish	Restraint	~	~	<10
St. Charles Parish	Restraint	~	~	<10
St. Charles Parish	Restraint	White	145	13
St. John the Baptist Parish	Restraint	~	~	<10
St. John the Baptist Parish	Restraint	~	~	<10
St. Tammany Parish	Restraint	Black or African American	107	23
St. Tammany Parish	Restraint	~	~	<10
St. Tammany Parish	Restraint	~	~	<10
St. Tammany Parish	Restraint	White	135	34
Tangipahoa Parish	Restraint	Black or African American	41	11
Tangipahoa Parish	Restraint	~	~	<10
Tangipahoa Parish	Restraint	~	~	<10
Washington Parish	Restraint	~	~	<10
Washington Parish	Restraint	~	~	<10
Webster Parish	Restraint	~	~	<10
Webster Parish	Restraint	~	~	<10
Central Community School District	Restraint	~	~	<10
Central Community School District	Restraint	~	~	<10
RSD-New Beginnings Schools Foundation	Restraint	~	~	<10
LA Schools for the Deaf and Visually Impaired	Restraint	~	~	<10
International School of Louisiana	Restraint	~	~	<10
International School of Louisiana	Restraint	~	~	<10
Delhi Charter School	Restraint	~	~	<10
RSD-Crescent City Schools	Restraint	~	~	<10
RSD-Spirit of Excellence Academy	Restraint	~	~	<10

LEA Name	Seclusion/Restraint	Race/Ethnicity	Total Incidents	Total Students
RSD-ReNEW-Reinventing Education Inc.	Restraint	~	~	<10
RSD-Success Preparatory Academy	Restraint	~	~	<10
RSD-Akili Academy of New Orleans	Restraint	~	~	<10
RSD-Collegiate Academies	Restraint	~	~	<10
RSD-FirstLine Schools, Inc.	Restraint	Black or African American	42	13
RSD-FirstLine Schools, Inc.	Restraint	~	~	<10
RSD-Better Choice Foundation	Restraint	~	~	<10
Lafayette Charter Foundation	Restraint	~	~	<10
Tangipahoa Charter School Association	Restraint	~	~	<10
Tangipahoa Charter School Association	Restraint	~	~	<10
GEO Prep Academy of Greater Baton Rouge	Restraint	~	~	<10
Ascension Parish	Seclusion	~	~	<10
Assumption Parish	Seclusion	~	~	<10
Bossier Parish	Seclusion	~	~	<10
Caddo Parish	Seclusion	~	~	<10
Caddo Parish	Seclusion	~	~	<10
East Baton Rouge Parish	Seclusion	~	~	<10
Franklin Parish	Seclusion	~	~	<10
Franklin Parish	Seclusion	~	~	<10
Lafayette Parish	Seclusion	~	~	<10
Lafourche Parish	Seclusion	~	~	<10
Lafourche Parish	Seclusion	~	~	<10
Livingston Parish	Seclusion	~	~	<10
Livingston Parish	Seclusion	~	~	<10
Ouachita Parish	Seclusion	~	~	<10
Ouachita Parish	Seclusion	~	~	<10
St. Bernard Parish	Seclusion	~	~	<10
St. Bernard Parish	Seclusion	~	~	<10
St. Tammany Parish	Seclusion	Black or African American	52	12
St. Tammany Parish	Seclusion	~	~	<10
St. Tammany Parish	Seclusion	~	~	<10
St. Tammany Parish	Seclusion	White	52	24
Tangipahoa Parish	Seclusion	~	~	<10
Tangipahoa Parish	Seclusion	~	~	<10
Vermilion Parish	Seclusion	~	~	<10
Webster Parish	Seclusion	~	~	<10
Central Community School District	Seclusion	~	~	<10
RSD-New Beginnings Schools Foundation	Seclusion	~	~	<10
RSD-Crescent City Schools	Seclusion	Black or African American	70	26

LEA Name	Seclusion/Restraint	Race/Ethnicity	Total Incidents	Total Students
RSD-Success Preparatory Academy	Seclusion	~	~	<10
RSD-Akili Academy of New Orleans	Seclusion	~	~	<10
RSD-Collegiate Academies	Seclusion	~	~	<10
RSD-FirstLine Schools, Inc.	Seclusion	~	~	<10
Tangipahoa Charter School Association	Seclusion	~	~	<10
	Total		1,680	456

Table 5. Seclusion & Restraint Count of Incidents & Students by Gender, 2017-2018 School Year

LEA Name	Seclusion/ Restraint	Gender	Total Incidents	Total Students
Acadia Parish	Restraint	~	~	<10
Allen Parish	Restraint	~	~	<10
Allen Parish	Restraint	~	~	<10
Ascension Parish	Restraint	~	~	<10
Ascension Parish	Restraint	~	~	<10
Assumption Parish	Restraint	~	~	<10
Avoyelles Parish	Restraint	~	~	<10
Bienville Parish	Restraint	~	~	<10
Bossier Parish	Restraint	~	~	<10
Bossier Parish	Restraint	~	~	<10
Caddo Parish	Restraint	~	~	<10
Caddo Parish	Restraint	Male	46	13
Calcasieu Parish	Restraint	~	~	<10
Calcasieu Parish	Restraint	~	~	<10
Cameron Parish	Restraint	~	~	<10
Concordia Parish	Restraint	~	~	<10
Concordia Parish	Restraint	~	~	<10
East Baton Rouge Parish	Restraint	~	~	<10
Evangeline Parish	Restraint	~	~	<10
Franklin Parish	Restraint	~	~	<10
Grant Parish	Restraint	~	~	<10
Iberia Parish	Restraint	~	~	<10
Lafayette Parish	Restraint	~	~	<10
Lafayette Parish	Restraint	Male	44	22
Lafourche Parish	Restraint	~	~	<10

LEA Name	Seclusion/ Restraint	Gender	Total Incidents	Total Students
Lafourche Parish	Restraint	~	~	<10
LaSalle Parish	Restraint	~	~	<10
Lincoln Parish	Restraint	~	~	<10
Livingston Parish	Restraint	~	~	<10
Livingston Parish	Restraint	Male	78	15
Orleans Parish	Restraint	~	~	<10
Ouachita Parish	Restraint	~	~	<10
Ouachita Parish	Restraint	~	~	<10
Rapides Parish	Restraint	~	~	<10
Rapides Parish	Restraint	Male	101	35
Sabine Parish	Restraint	~	~	<10
Sabine Parish	Restraint	~	~	<10
St. Bernard Parish	Restraint	~	~	<10
St. Charles Parish	Restraint	~	~	<10
St. Charles Parish	Restraint	Male	285	29
St. John the Baptist Parish	Restraint	~	~	<10
St. Tammany Parish	Restraint	Female	46	12
St. Tammany Parish	Restraint	Male	222	52
Tangipahoa Parish	Restraint	~	~	<10
Tangipahoa Parish	Restraint	Male	124	16
Washington Parish	Restraint	~	~	<10
Washington Parish	Restraint	~	~	<10
Webster Parish	Restraint	~	~	<10
Central Community School District	Restraint	~	~	<10
RSD-New Beginnings Schools Foundation	Restraint	~	~	<10
RSD-New Beginnings Schools Foundation	Restraint	~	~	<10
LA Schools for the Deaf and Visually Impaired	Restraint	~	~	<10
International School of Louisiana	Restraint	~	~	<10
International School of Louisiana	Restraint	~	~	<10
Delhi Charter School	Restraint	~	~	<10
RSD-Crescent City Schools	Restraint	~	~	<10
RSD-Spirit of Excellence Academy	Restraint	~	~	<10
RSD-ReNEW-Reinventing Education Inc.	Restraint	~	~	<10
RSD-Success Preparatory Academy	Restraint	~	~	<10
RSD-Akili Academy of New Orleans	Restraint	~	~	<10
RSD-Collegiate Academies	Restraint	~	~	<10
RSD-Collegiate Academies	Restraint	~	~	<10
RSD-FirstLine Schools, Inc.	Restraint	~	~	<10
RSD-FirstLine Schools, Inc.	Restraint	Male	41	11



**Use of Seclusion and Restraint for Students with Disabilities  
2017-2018 School Year Data Report**

LEA Name	Seclusion/ Restraint	Gender	Total Incidents	Total Students
RSD-Better Choice Foundation	Restraint	~	~	<10
Lafayette Charter Foundation	Restraint	~	~	<10
Tangipahoa Charter School Association	Restraint	~	~	<10
GEO Prep Academy of Greater Baton Rouge	Restraint	~	~	<10
Ascension Parish	Seclusion	~	~	<10
Ascension Parish	Seclusion	~	~	<10
Assumption Parish	Seclusion	~	~	<10
Bossier Parish	Seclusion	~	~	<10
Caddo Parish	Seclusion	~	~	<10
Caddo Parish	Seclusion	~	~	<10
East Baton Rouge Parish	Seclusion	~	~	<10
Franklin Parish	Seclusion	~	~	<10
Franklin Parish	Seclusion	~	~	<10
Lafayette Parish	Seclusion	~	~	<10
Lafourche Parish	Seclusion	~	~	<10
Livingston Parish	Seclusion	~	~	<10
Ouachita Parish	Seclusion	~	~	<10
Ouachita Parish	Seclusion	~	~	<10
St. Bernard Parish	Seclusion	~	~	<10
St. Tammany Parish	Seclusion	~	~	<10
St. Tammany Parish	Seclusion	Male	81	30
Tangipahoa Parish	Seclusion	~	~	<10
Tangipahoa Parish	Seclusion	~	~	<10
Vermilion Parish	Seclusion	~	~	<10
Webster Parish	Seclusion	~	~	<10
Central Community School District	Seclusion	~	~	<10
RSD-New Beginnings Schools Foundation	Seclusion	~	~	<10
RSD-New Beginnings Schools Foundation	Seclusion	~	~	<10
RSD-Crescent City Schools	Seclusion	~	~	<10
RSD-Crescent City Schools	Seclusion	Male	56	19
RSD-Success Preparatory Academy	Seclusion	~	~	<10
RSD-Akili Academy of New Orleans	Seclusion	~	~	<10
RSD-Collegiate Academies	Seclusion	~	~	<10
RSD-FirstLine Schools, Inc.	Seclusion	~	~	<10
RSD-FirstLine Schools, Inc.	Seclusion	~	~	<10
Tangipahoa Charter School Association	Seclusion	~	~	<10
	<b>Total</b>		<b>1,680</b>	<b>456</b>

Table 6. Seclusion / Restraint Policy Handbook Submission by LEA

LEA Name	Handbook Submission
Acadia Parish	Submitted
Allen Parish	Submitted
Ascension Parish	Submitted
Assumption Parish	Submitted
Avoyelles Parish	Submitted
Beauregard Parish	Submitted
Bienville Parish	Submitted
Bossier Parish	Submitted
Caddo Parish	Submitted
Calcasieu Parish	Submitted
Caldwell Parish	Submitted
Cameron Parish	Submitted
Catahoula Parish	Submitted
Claiborne Parish	Submitted
Concordia Parish	Submitted
DeSoto Parish	Submitted
East Baton Rouge Parish	Submitted
East Carroll Parish	Submitted
East Feliciana Parish	Submitted
Evangeline Parish	Submitted
Franklin Parish	Submitted
Grant Parish	Submitted
Iberia Parish	Submitted
Iberville Parish	Submitted
Jackson Parish	Submitted
Jefferson Parish	Submitted
Jefferson Davis Parish	Submitted
Lafayette Parish	Submitted
Lafourche Parish	Submitted
LaSalle Parish	Submitted
Lincoln Parish	Submitted
Livingston Parish	Submitted
Madison Parish	Submitted
Morehouse Parish	Submitted

LEA Name	Handbook Submission
Natchitoches Parish	Submitted
Orleans Parish	Submitted
Ouachita Parish	Submitted
Plaquemines Parish	Submitted
Pointe Coupee Parish	Submitted
Rapides Parish	Submitted
Red River Parish	Submitted
Richland Parish	Submitted
Sabine Parish	Submitted
St. Bernard Parish	Submitted
St. Charles Parish	Submitted
St. Helena Parish	Submitted
St. James Parish	Submitted
St. John the Baptist Parish	Submitted
St. Landry Parish	Submitted
St. Martin Parish	Submitted
St. Mary Parish	Submitted
St. Tammany Parish	Submitted
Tangipahoa Parish	Submitted
Tensas Parish	Submitted
Terrebonne Parish	Submitted
Union Parish	Submitted
Vermilion Parish	Submitted
Vernon Parish	Submitted
Washington Parish	Submitted
Webster Parish	Submitted
West Baton Rouge Parish	Submitted
West Carroll Parish	Submitted
West Feliciana Parish	Submitted
Winn Parish	Submitted
City of Monroe School District	Submitted
City of Bogalusa School District	Submitted
Zachary Community School District	Submitted
City of Baker School District	Submitted
Central Community School District	Submitted

LEA Name	Handbook Submission
Special School District	Submitted
RSD---New Beginnings Schools Foundation	Submitted
LA Schools for the Deaf and Visually Impaired	Submitted
Louisiana Special Education Center	Submitted
New Vision Learning Academy	Submitted
V. B. Glencoe Charter School	Submitted
International School of Louisiana	Submitted
Avoyelles Public Charter School	Not Submitted
New Orleans Center for Creative Arts	Submitted
Delhi Charter School	Submitted
Belle Chasse Academy, Inc.	Submitted
The MAX Charter School	Submitted
D'Arbonne Woods Charter School	Submitted
Community School for Apprenticeship Learning, Inc.	Submitted
Voices for International Business & Education	Submitted
University View Academy, Inc. (FRM LA Connections)	Submitted
Lake Charles Charter Academy Foundation, Inc.	Submitted
Lycee Francais de la Nouvelle---Orleans	Submitted
New Orleans Military & Maritime Academy	Submitted
RSD---Educators for Quality Alternatives	Submitted
RSD---Crescent Leadership Academy	Submitted
RSD---Crescent City Schools	Submitted
RSD---Community Leaders Advocating Student Success	Submitted
RSD---Spirit of Excellence Academy	Submitted
RSD---Morris Jeff Community School	Submitted
RSD---ReNEW---Reinventing Education, Inc.	Submitted
RSD---Arise Academy	Submitted
RSD---Success Preparatory Academy	Submitted
RSD---Akili Academy of New Orleans	Submitted
RSD---Collegiate Academies	Submitted
RSD---New Orleans College Preparatory Academies	Submitted
RSD---Pelican Educational Foundation	Submitted
RSD---Dryades YMCA	Submitted
RSD---Choice Foundation	Submitted
RSD---Algiers Charter Schools Association (ACSA)	Submitted

LEA Name	Handbook Submission
Linwood Charter School	Not Submitted
RSD---Institute for Academic Excellence	Submitted
RSD---Knowledge is Power Program (KIPP) N.O.	Submitted
RSD---FirstLine Schools, Inc.	Submitted
RSD---Better Choice Foundation	Submitted
RSD---Celerity Schools Louisiana, Inc.	Submitted
RSD---Friendship Louisiana, Inc.	Submitted
Thrive Academy	Not Submitted
Noble Minds	Submitted
JCFA---East	Submitted
Advantage Charter Academy	Submitted
JCFA Lafayette	Submitted
Tallulah Charter School	Submitted
Willow Charter Academy	Submitted
Dr. Martin Luther King Charter School for Sci/Tech	Submitted
Joseph A. Craig Charter School	Submitted
Lincoln Preparatory School: A TMCF Collegiate Academy	Submitted
Laurel Oaks Charter School	Submitted
Apex Collegiate Academy Charter School	Submitted
Smothers Academy Preparatory School	Submitted
Greater Grace Charter Academy Inc.	Submitted
Iberville Charter Academy	Submitted
Delta Charter Group	Submitted
Lake Charles College Prep	Submitted
Northeast Claiborne Charter	Submitted
Acadiana Renaissance Charter Academy	Submitted
Louisiana Key Academy	Submitted
Lafayette Charter Foundation	Submitted
Impact Charter Elementary	Submitted
Vision Academy	Submitted
Louisiana Virtual Charter Academy	Submitted
Southwest Louisiana Charter Academy	Submitted
JS Clark Leadership Academy	Submitted
RSD---Baton Rouge University Preparatory Elementary	Not Submitted
Tangipahoa Charter School Association	Submitted

LEA Name	Handbook Submission
GEO Prep Academy of Greater Baton Rouge	Submitted
RSD- Democracy Prep Louisiana Charter School	Submitted
RSD-Baton Rouge Bridge Academy Inc.	Submitted
RSD-Baton Rouge College Preparatory, Inc.	Submitted
Collegiate Baton Rouge	Submitted
GEO Prep Mid-City of Greater Baton Rouge	Submitted