

Background

Act 522 (2016) requires the Louisiana Department of Education (LDOE) to collect data on the use of seclusion and restraint for students with disabilities and produce an annual report that includes:

- the number of incidents of physical restraint disaggregated by school system, student age, race, ethnicity, gender, and student disability classification;
- the number of incidents of seclusion disaggregated by school system, student age, race, ethnicity, gender, and student disability classification; and
- a list of school systems and charter schools that complied with the reporting requirements.

This report reflects data collected in the Special Education Reporting (SER) System and are specific to students with disabilities receiving special education services pursuant to the Individuals with Disabilities Education Act (IDEA). LDOE uses extensive communication to improve seclusion and restraint data quality. LDOE directly engages school systems in a data verification process to ensure data reflected in this report are valid and reliable. LDOE also communicates reporting requirements of the law to school systems through standard communication methods including newsletter announcements and webinars. All data reflect seclusion and restraint incidents that occurred during the 2018-2019 school year.

Results

During the 2018-2019 school year, 43 school systems submitted incidents of seclusion and restraint. These submissions include 1,325 incidents of seclusion and restraint involving 387 students with disabilities across the state. In total 0.40% of the total population of students with disabilities were reported as involved in incidents of seclusion and restraint.

Table 1. Seclusion / Restraint Overview by School System, 2018-2019 School Year

School System	Total Incidents	Total Students	Total IEPs	Students Secluded/ Restrained as % of Total IEPs
Acadia Parish	15	3	1,099	0.27%
Allen Parish	1	1	499	0.20%
Ascension Parish	25	10	2,367	0.38%
Assumption Parish	6	2	473	0.42%
Avoyelles Parish	28	6	561	1.07%
Beauregard Parish	0	0	989	0.00%
Bienville Parish	0	0	294	0.00%
Bossier Parish	108	28	3,498	0.74%
Caddo Parish	23	11	4,684	0.23%
Calcasieu Parish	20	12	5,347	0.21%
Caldwell Parish	0	0	291	0.00%
Cameron Parish	0	0	214	0.00%
Catahoula Parish	0	0	162	0.00%

School System	Total Incidents	Total Students	Total IEPs	Students Secluded/ Restrained as % of Total IEPs
Claiborne Parish	0	0	410	0.00%
Concordia Parish	0	0	429	0.00%
DeSoto Parish	0	0	573	0.00%
East Baton Rouge Parish	5	5	4,631	0.11%
East Carroll Parish	0	0	106	0.00%
East Feliciana Parish	0	0	221	0.00%
Evangeline Parish	0	0	890	0.00%
Franklin Parish	12	7	530	1.32%
Grant Parish	0	0	625	0.00%
Iberia Parish	4	4	1,765	0.23%
Iberville Parish	0	0	474	0.00%
Jackson Parish	0	0	229	0.00%
Jefferson Parish	0	0	6,650	0.00%
Jefferson Davis Parish	0	0	795	0.00%
Lafayette Parish	16	12	3,024	0.33%
Lafourche Parish	28	7	1,333	0.53%
LaSalle Parish	14	1	290	0.34%
Lincoln Parish	8	5	1,073	0.47%
Livingston Parish	82	18	3,575	0.50%
Madison Parish	0	0	167	0.00%
Morehouse Parish	5	2	621	0.00%
Natchitoches Parish	0	0	728	0.00%
Orleans Parish	3	3	837	0.24%
Ouachita Parish	25	5	2,707	0.15%
Plaquemines Parish	1	1	611	0.16%
Pointe Coupee Parish	0	0	404	0.00%
Rapides Parish	149	45	3,183	1.32%
Red River Parish	0	0	196	0.00%
Richland Parish	0	0	373	0.00%
Sabine Parish	1	1	585	0.17%
St. Bernard Parish	8	4	868	0.46%
St. Charles Parish	145	29	1,090	2.57%
St. Helena Parish	0	0	198	0.00%
St. James Parish	0	0	554	0.00%
St. John the Baptist Parish	7	1	814	0.12%
St. Landry Parish	0	0	1,987	0.00%

School System	Total Incidents	Total Students	Total IEPs	Students Secluded/ Restrained as % of Total IEPs
St. Martin Parish	0	0	916	0.00%
St. Mary Parish	0	0	1,424	0.00%
St. Tammany Parish	236	72	7,451	0.95%
Tangipahoa Parish	186	32	2,658	1.20%
Tensas Parish	0	0	88	0.00%
Terrebonne Parish	0	0	2,078	0.00%
Union Parish	0	0	311	0.00%
Vermilion Parish	0	0	1,335	0.00%
Vernon Parish	0	0	1,250	0.00%
Washington Parish	5	4	1,043	0.38%
Webster Parish	4	2	896	0.22%
West Baton Rouge Parish	0	0	462	0.00%
West Carroll Parish	0	0	320	0.00%
West Feliciana Parish	0	0	320	0.00%
Winn Parish	0	0	344	0.00%
City of Monroe School District	0	0	1,398	0.00%
City of Bogalusa School District	12	5	415	1.20%
Zachary Community School District	0	0	581	0.00%
City of Baker School District	0	0	168	0.00%
Central Community School District	1	1	438	0.23%
Special School District	0	0	227	0.00%
New Beginnings Schools Foundation	2	1	252	0.40%
LA Schools for the Deaf and Visually Impaired	1	1	217	0.46%
Louisiana Special Education Center	0	0	40	0.00%
New Vision Learning Academy	0	0	24	0.00%
V. B. Glencoe Charter School	0	0	42	0.00%
International School of Louisiana	0	0	77	0.00%
Avoyelles Public Charter School	0	0	35	0.00%
New Orleans Center for Creative Arts	0	0	3	0.00%
Delhi Charter School	0	0	67	0.00%
Belle Chasse Academy, Inc.	0	0	134	0.00%
The MAX Charter School	0	0	28	0.00%
D'Arbonne Woods Charter School	0	0	87	0.00%
Community School for Apprenticeship	0	0	35	0.00%
Voices for International Business & Education	0	0	48	0.00%
University View Academy, Inc. (FRM LA Connections)	0	0	407	0.00%

School System	Total Incidents	Total Students	Total IEPs	Students Secluded/ Restrained as % of Total IEPs
Lake Charles Charter Academy Foundation, Inc.	0	0	109	0.00%
Lycee Francais de la Nouvelle---Orleans	0	0	94	0.00%
New Orleans Military & Maritime Academy	0	0	85	0.00%
Educators for Quality Alternatives	0	0	102	0.00%
Crescent City Schools	39	14	243	5.35%
Community Leaders Advocating Student Success	0	0	77	0.00%
Spirit of Excellence Academy	0	0	49	0.00%
Morris Jeff Community School	0	0	167	0.00%
ReNEW---Reinventing Education, Inc.	0	0	845	0.00%
Arise Academy	1	1	167	0.60%
Success Preparatory Academy	0	0	70	0.00%
Akili Academy of New Orleans	12	5	136	3.68%
Collegiate Academies	5	5	412	0.97%
New Orleans College Preparatory Academies	6	2	160	0.63%
Pelican Educational Foundation	0	0	44	0.00%
Dryades YMCA	0	0	40	0.00%
Choice Foundation	1	1	235	0.43%
Algiers Charter Schools Association (ACSA)	0	0	258	0.00%
Recovery School District-LDE (Linwood Public	0	0	59	0.00%
Institute for Academic Excellence	0	0	48	0.00%
Knowledge is Power Program (KIPP) N.O.	50	4	702	0.57%
FirstLine Schools, Inc.	24	15	492	3.05%
Better Choice Foundation	0	0	64	0.00%
Celerity Schools Louisiana, Inc.	0	0	81	0.00%
Friendship Louisiana, Inc.	0	0	39	0.00%
Thrive Academy	0	0	15	0.00%
Noble Minds	0	0	12	0.00%
JCFA---East	0	0	36	0.00%
Advantage Charter Academy	0	0	60	0.00%
JCFA Lafayette	0	0	16	0.00%
Willow Charter Academy	0	0	76	0.00%
Dr. Martin Luther King Charter School for Sci/Tech	0	0	74	0.00%
Joseph A. Craig Charter School	0	0	38	0.00%
Lincoln Preparatory School: A TMCF Collegiate	0	0	74	0.00%
Laurel Oaks Charter School	0	0	5	0.00%
Apex Collegiate Academy Charter School	0	0	20	0.00%

School System	Total Incidents	Total Students	Total IEPs	Students Secluded/ Restrained as % of Total IEPs
Smothers Academy Preparatory School	0	0	48	0.00%
Greater Grace Charter Academy Inc.	0	0	22	0.00%
Iberville Charter Academy	0	0	36	0.00%
Delta Charter Group	0	0	50	0.00%
Lake Charles College Prep	0	0	51	0.00%
Northeast Claiborne Charter	0	0	24	0.00%
Acadiana Renaissance Charter Academy	0	0	57	0.00%
Louisiana Key Academy	0	0	229	0.00%
Lafayette Charter Foundation	0	0	70	0.00%
Impact Charter Elementary	0	0	42	0.00%
Vision Academy	0	0	19	0.00%
Louisiana Virtual Charter Academy	0	0	266	0.00%
Southwest Louisiana Charter Academy	0	0	76	0.00%
JS Clark Leadership Academy	0	0	12	0.00%
Baton Rouge University Preparatory	0	0	46	0.00%
Tangipahoa Charter School Association	0	0	28	0.00%
GEO Prep Academy of Greater Baton Rouge	0	0	70	0.00%
Democracy Prep Baton Rouge	0	0	68	0.00%
Baton Rouge College Preparatory, Inc.	0	0	26	0.00%
Audubon Charter School	0	0	110	0.00%
Einstein Charter School at Village De L'Est	0	0	29	0.00%
Benjamin Franklin High School	0	0	8	0.00%
Alice M Harte Elementary Charter School	0	0	86	0.00%
Edna Karr High School	0	0	95	0.00%
Lusher Charter School	0	0	62	0.00%
Eleanor McMain Secondary School	1	1	82	1.22%
Robert Russa Moton Charter School	0	0	32	0.00%
Lake Forest Elementary Charter School	0	0	40	0.00%
New Orleans Charter Science and Mathematics HS	0	0	62	0.00%
ENCORE Academy	0	0	94	0.00%
Bricolage Academy	0	0	108	0.00%
Wilson Charter School	0	0	82	0.00%
Einstein Charter High School at Sarah Towles Reed	0	0	26	0.00%
Einstein Charter Middle Sch at Sarah Towles Reed	0	0	40	0.00%
Einstein Charter at Sherwood Forest	0	0	48	0.00%
McDonogh 42 Charter School	0	0	45	0.00%

School System	Total Incidents	Total Students	Total IEPs	Students Secluded/ Restrained as % of Total IEPs
New Harmony High Institute	0	0	13	0.00%
Athlos Academy of Jefferson Parish	0	0	101	0.00%
Audubon Charter School - Gentilly	0	0	32	0.00%
Rosenwald Collegiate Academy	0	0	32	0.00%
Dwight D. Eisenhower Charter School	0	0	74	0.00%
Collegiate Baton Rouge	0	0	48	0.00%
GEO Prep Mid-City of Greater Baton Rouge	0	0	64	0.00%
	1,325	387 ¹	97,500 ²	0.40%

¹ Incidents of seclusion / restraint were counted one time per student. If a student was restrained and secluded, that student is represented once.

² School systems closed in the 2018-2019 school year were excluded. In the 2018-2019 school year, 97,500 students with disabilities had active IEPs.

The following charts show state level data aggregated by age, race, ethnicity, gender, and student disability classification. Each chart shows the number of students involved compared to the total universe of students with disabilities in the particular group.

Chart 1. Total Incidents of Seclusion / Restraint by Primary Disability, 2018-2019 School Year

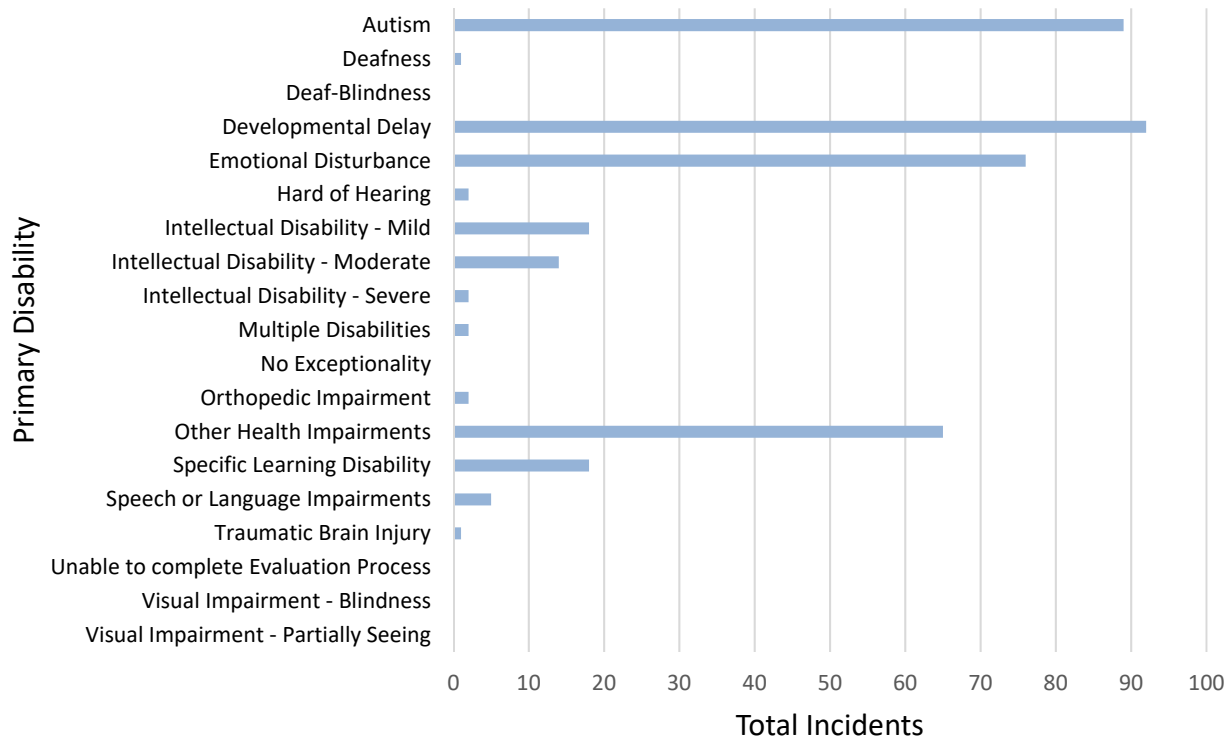


Table 2. Seclusion / Restraint Count of Incidents & Students by Primary Exceptionality Statewide Summary, 2018-2019 School Year

Primary Exceptionality	Total Students	Total Incidents	Percentage of Students With Disability and Incident
Autism	7,324	89	1.22%
Deaf---Blindness	8	0	0.00%
Deafness	376	1	0.27%
Developmental Delay	13,280	92	0.69%
Emotional Disturbance	2,009	76	3.78%
Hard of Hearing	866	2	0.23%
Intellectual Disability --- Mild	5,784	18	0.31%
Intellectual Disability --- Moderate	2,677	14	0.52%
Intellectual Disability --- Severe	356	2	0.56%

Primary Exceptionality	Total Students	Total Incidents	Percentage of Students With Disability and Incident
Multiple Disabilities	1,183	2	0.17%
No Exceptionality	1,103	0	0.00%
Orthopedic Impairment	1,048	2	0.19%
Other Health Impairments	13,105	65	0.50%
Specific Learning Disability	30,064	18	0.06%
Speech or Language Impairments	17,469	5	0.03%
Traumatic Brain Injury	251	1	0.40%
Unable to complete Evaluation Process	62	0	0.00%
Visual Impairment --- Blindness	246	0	0.00%
Visual Impairment --- Partially Seeing	289	0	0.00%
Total	97,500	387	0.40%

Chart 2. Total Incidents of Seclusion / Restraint by Age, 2018-2019 School Year

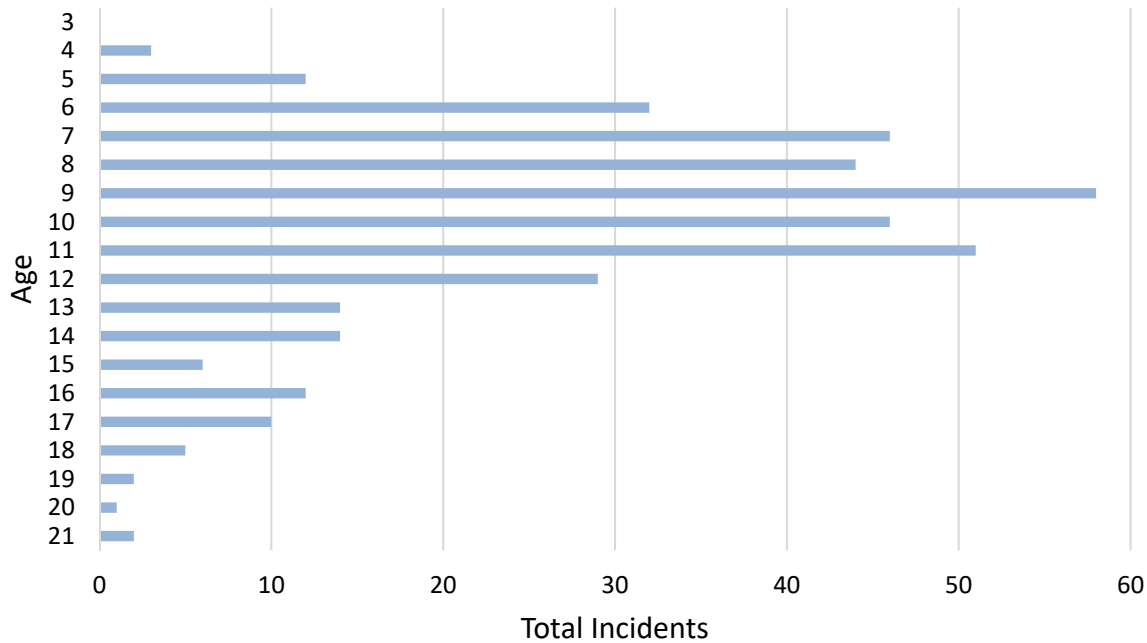


Table 3. Seclusion / Restraint Count of Incidents & Students by Age Statewide Summary, 2018-2019 School Year

Age	IEP Student Count	Incident Student Count	Incident Percentage
0	1	0	0.00%
1	0	0	0.00%
2	3	0	0.00%
3	1,604	0	0.00%
4	3,683	3	0.08%
5	5,515	12	0.22%
6	6,295	32	0.51%
7	6,831	46	0.67%
8	6,974	44	0.63%
9	6,995	58	0.83%
10	7,032	46	0.65%
11	7,185	51	0.71%
12	7,137	29	0.41%
13	6,708	14	0.21%
14	6,266	14	0.22%
15	5,685	6	0.11%
16	5,399	12	0.22%
17	4,979	10	0.20%
18	4,461	5	0.11%
19	3,053	2	0.07%
20	1,077	1	0.09%
21	371	2	0.54%
22	193	0	0.00%
23	39	0	0.00%
24	12	0	0.00%
25	5	0	0.00%
Total	97,500	387	0.40%

Chart 3. Total Incidents of Seclusion / Restraint by Race / Ethnicity 2018-2019 School Year

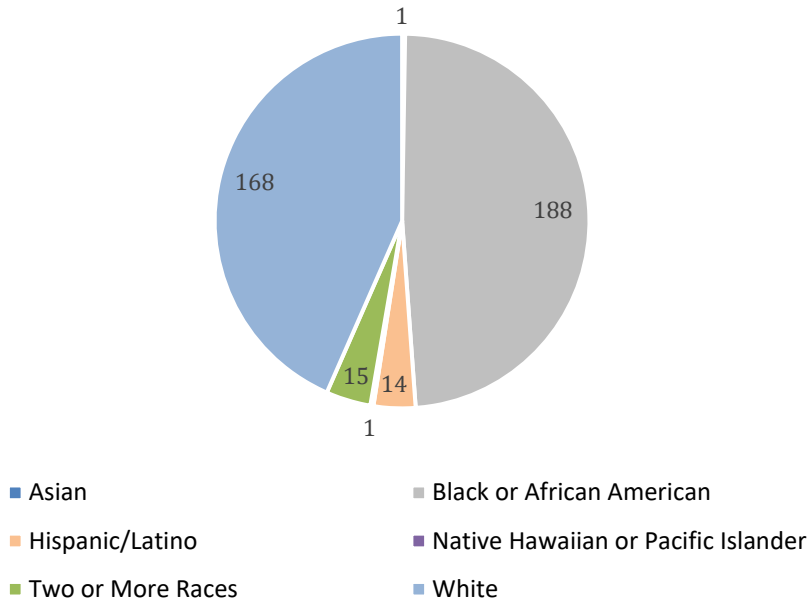


Table 4. Seclusion / Restraint Count of Incidents & Students by Race / Ethnicity Statewide Summary, 2018-2019 School Year

Race/Ethnicity	IEP Student Count	Incident Student Count	Incident Percentage
American Indian or Alaskan Native	586	0	0.00%
Asian	798	1	0.13%
Black or African American	46,821	188	0.40%
Hispanic/Latino	5,021	14	0.28%
Native Hawaiian or Pacific Islander	68	1	1.47%
Two or More Races	2,494	15	0.60%
White	41,712	168	0.40%
Total	97,500	387	0.40%

Chart 4. Total Incidents of Seclusion / Restraint by Gender, 2018-2019 School Year

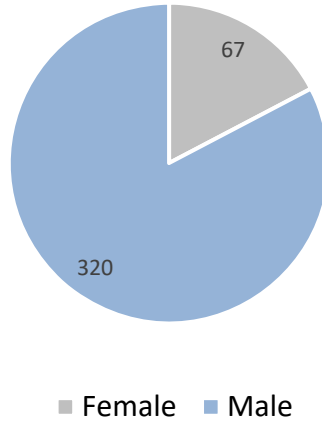


Table 5. Seclusion / Restraint Count of Incidents & Students by Gender Statewide Summary, 2018-2019 School Year

Gender	IEP Student Count	Incident Student Count	Incident Percentage
Female	31,881	67	0.21%
Male	65,619	320	0.49%
Total	97,500	387	0.40%

APPENDIX - SECLUSION / RESTRAINT TABLES

The following tables show seclusion/restraint data disaggregated by various variables, and all seclusion and restraint policies submitted by school systems to LDOE.

The LDOE has modified and/or suppressed data reported to protect the privacy of students in compliance with the Family Educational Rights and Privacy Act (FERPA) codified at 20 U.S.C. 1232g. The strategies used to protect privacy vary and may include rounding or other techniques but do not substantially affect the general usefulness of the data. Because of the privacy protections, numerical and percentage totals may not add precisely to the sum of the row or column to which the total refers.

Table 1. Seclusion & Restraint Count of Incidents & Students by School Site, 2018-2019 School Year

Table 2. Seclusion & Restraint Count of Incidents & Students by Age, 2018-2019 School Year

Table 3. Seclusion & Restraint Count of Incidents & Students by Primary Exceptionality, 2018-2019 School Year

Table 4. Seclusion & Restraint Count of Incidents & Students by Race / Ethnicity, 2018-2019 School Year

Table 5. Seclusion & Restraint Count of Incidents & Students by Gender, 2018-2019 School Year

Table 6. Seclusion / Restraint Policy Handbook Submission by LEA

Table 1. Seclusion & Restraint Count of Incidents & Students by School Site, 2018-2019 School Year

School System	Seclusion / Restraint	School Name	Total Incidents	Total Students
Acadia Parish	Restraint	Central Rayne Kindergarten School	1	1
Acadia Parish	Restraint	Mire Elementary School	14	2
Allen Parish	Restraint	Fairview High School	1	1
Ascension Parish	Restraint	Central Primary School	3	1
Ascension Parish	Restraint	Duplessis Primary School	2	2
Ascension Parish	Restraint	G. W. Carver Primary School	1	1
Ascension Parish	Restraint	Galvez Primary School	6	1
Ascension Parish	Restraint	Gonzales Primary School	1	1
Ascension Parish	Restraint	Lowery Elementary School	2	1
Ascension Parish	Restraint	Pecan Grove Primary School	4	2
Ascension Parish	Restraint	Sorrento Primary School	5	1
Assumption Parish	Restraint	Labadieville Middle School	3	1
Avoyelles Parish	Restraint	Avoyelles High School	1	1
Avoyelles Parish	Restraint	Bunkie Elementary School	1	1
Avoyelles Parish	Restraint	Cottonport Elementary	3	1
Avoyelles Parish	Restraint	Marksville Elementary School	22	2
Avoyelles Parish	Restraint	Riverside Elementary School	1	1
Bossier Parish	Restraint	Apollo Elementary School	12	5
Bossier Parish	Restraint	Bellaire Elementary School	6	3
Bossier Parish	Restraint	Curtis Elementary School	6	2
Bossier Parish	Restraint	Haughton Elementary School	3	1
Bossier Parish	Restraint	Legacy Elementary School	2	1
Bossier Parish	Restraint	Parkway High School	3	1

Use of Seclusion and Restraint for Students with Disabilities 2018-2019 School Year Data Report

School System	Seclusion / Restraint	School Name	Total Incidents	Total Students
Bossier Parish	Restraint	Princeton Elementary School	13	5
Bossier Parish	Restraint	Stockwell Place Elementary School	5	4
Bossier Parish	Restraint	Waller Elementary School	58	7
Caddo Parish	Restraint	Alexander Learning Center	6	4
Caddo Parish	Restraint	Arthur Circle Elementary School	8	2
Caddo Parish	Restraint	Forest Hill Elementary School	1	1
Caddo Parish	Restraint	Judson Fundamental Elementary School	2	1
Caddo Parish	Restraint	Oak Park Microsociety Elementary School	1	1
Caddo Parish	Restraint	Summer Grove Elementary School	1	1
Caddo Parish	Restraint	Turner Elementary Middle School	1	1
Calcasieu Parish	Restraint	DeQuincy Primary School	2	2
Calcasieu Parish	Restraint	J. I. Watson Elementary School	2	1
Calcasieu Parish	Restraint	M. J. Kaufman Elementary School	3	1
Calcasieu Parish	Restraint	Prien Lake Elementary School	1	1
Calcasieu Parish	Restraint	Richard W. Vincent Elementary School	5	2
Calcasieu Parish	Restraint	Vinton Elementary School	4	2
East Baton Rouge Parish	Restraint	Glen Oaks Park Elementary School	1	1
East Baton Rouge Parish	Restraint	White Hills Elementary School	1	1
East Baton Rouge Parish	Restraint	Woodlawn High School	1	1
Franklin Parish	Restraint	Baskin School	2	2
Franklin Parish	Restraint	Crowville School	5	3
Franklin Parish	Restraint	Winnsboro Elementary School	4	2
Iberia Parish	Restraint	Daspit Road Elementary School	1	1
Iberia Parish	Restraint	Loreauville Elementary School	1	1
Iberia Parish	Restraint	New Iberia Senior High School	1	1
Iberia Parish	Restraint	Westgate High School	1	1
Lafayette Parish	Restraint	Carencro Heights Elementary School	2	2
Lafayette Parish	Restraint	Carencro High School	1	1
Lafayette Parish	Restraint	Corporal Michael Middlebrook Elementary School	3	2
Lafayette Parish	Restraint	Ernest Gallet Elementary School	1	1
Lafayette Parish	Restraint	Evangeline Elementary School	1	1
Lafayette Parish	Restraint	N. P. Moss Preparatory Academy	2	1
Lafayette Parish	Restraint	O. Comeaux High School	2	2
Lafayette Parish	Restraint	Prairie Elementary School	1	1
Lafayette Parish	Restraint	Truman Early Childhood Education Center	1	1
Lafayette Parish	Restraint	Woodvale Elementary School	2	1
Lafourche Parish	Restraint	Cut Off Elementary School	3	2
Lafourche Parish	Restraint	St. Charles Elementary School	14	2
Lafourche Parish	Restraint	Thibodaux High School	1	1
LaSalle Parish	Restraint	Jena Elementary School	14	1
Lincoln Parish	Restraint	Ruston Elementary School	3	2
Lincoln Parish	Restraint	Ruston High School	1	1

Use of Seclusion and Restraint for Students with Disabilities 2018-2019 School Year Data Report

School System	Seclusion / Restraint	School Name	Total Incidents	Total Students
Lincoln Parish	Restraint	Ruston Junior High School	1	1
Lincoln Parish	Restraint	Simsboro High School	1	1
Livingston Parish	Restraint	Denham Springs Elementary School	41	2
Livingston Parish	Restraint	French Settlement High School	1	1
Livingston Parish	Restraint	Freshwater Elementary School	6	2
Livingston Parish	Restraint	Juban Parc Elementary School	9	2
Livingston Parish	Restraint	Live Oak Elementary School	2	2
Livingston Parish	Restraint	Maurepas School	1	1
Livingston Parish	Restraint	Northside Elementary School	1	1
Livingston Parish	Restraint	Seventh Ward Elementary School	3	1
Livingston Parish	Restraint	South Fork Elementary School	2	1
Livingston Parish	Restraint	Southside Elementary School	1	1
Livingston Parish	Restraint	Springfield Elementary School	1	1
Livingston Parish	Restraint	Springfield Middle School	1	1
Livingston Parish	Restraint	Westside Junior High School	4	1
Morehouse Parish	Restraint	Pine Grove Elementary School	5	2
Orleans Parish	Restraint	Cypress Academy	2	2
Orleans Parish	Restraint	Edward Hynes Charter School	1	1
Ouachita Parish	Restraint	Boley Elementary School	3	1
Ouachita Parish	Restraint	Calhoun Elementary School	1	1
Ouachita Parish	Restraint	Central Elementary School	10	1
Ouachita Parish	Restraint	Lenwil Elementary School	2	1
Ouachita Parish	Restraint	Woodlawn Elementary School	8	2
Plaquemines Parish	Restraint	Belle Chasse Middle School	1	1
Rapides Parish	Restraint	Acadian Elementary	1	1
Rapides Parish	Restraint	Bolton High School	1	1
Rapides Parish	Restraint	Buckeye Elementary School	8	2
Rapides Parish	Restraint	Cherokee Elementary School	1	1
Rapides Parish	Restraint	D.F. Huddle Elementary	12	3
Rapides Parish	Restraint	Forest Hill Junior High School	1	1
Rapides Parish	Restraint	Glenmora High School	5	3
Rapides Parish	Restraint	Horseshoe Drive Elementary New Vision Academy	21	3
Rapides Parish	Restraint	J.B. Nachman Elementary School	5	4
Rapides Parish	Restraint	J.I. Barron Sr. Elementary School	3	2
Rapides Parish	Restraint	L.S. Rugg Elementary School	3	2
Rapides Parish	Restraint	Lessie Moore Elementary School	1	1
Rapides Parish	Restraint	Mabel Brasher Montessori	1	1
Rapides Parish	Restraint	North Bayou Rapides Elementary	10	7
Rapides Parish	Restraint	Pineville Elementary School	6	1
Rapides Parish	Restraint	Pineville Junior High School	5	2
Rapides Parish	Restraint	Rapides Training Academy	4	2
Rapides Parish	Restraint	Rosenthal Montessori Elementary School	7	1

Use of Seclusion and Restraint for Students with Disabilities 2018-2019 School Year Data Report

School System	Seclusion / Restraint	School Name	Total Incidents	Total Students
Rapides Parish	Restraint	Tioga Elementary School	54	7
Sabine Parish	Restraint	Zwolle Elementary School	1	1
St. Bernard Parish	Restraint	Chalmette Elementary School	3	2
St. Charles Parish	Restraint	Allemands Elementary School	11	5
St. Charles Parish	Restraint	Destrehan High School	3	1
St. Charles Parish	Restraint	Ethel Schoeffner Elementary School	20	5
St. Charles Parish	Restraint	J.B. Martin Middle School	4	2
St. Charles Parish	Restraint	Lakewood Elementary School	23	4
St. Charles Parish	Restraint	Luling Elementary School	8	1
St. Charles Parish	Restraint	Mimosa Park Elementary School	2	1
St. Charles Parish	Restraint	New Sarpy Elementary School	3	2
St. Charles Parish	Restraint	Norco Elementary School	1	1
St. Charles Parish	Restraint	R.J. Vial Elementary School	70	7
St. John the Baptist Parish	Restraint	East St. John High School	6	1
St. Tammany Parish	Restraint	Abita Springs Elementary School	8	1
St. Tammany Parish	Restraint	Abney Elementary Early Childhood Center	1	1
St. Tammany Parish	Restraint	Bayou Lacombe Middle School	2	1
St. Tammany Parish	Restraint	Bayou Woods Elementary School	7	3
St. Tammany Parish	Restraint	Bonne Ecole Elementary School	6	4
St. Tammany Parish	Restraint	Carolyn Park Middle School	1	1
St. Tammany Parish	Restraint	Chahta-Ima Elementary School	2	2
St. Tammany Parish	Restraint	Clearwood Junior High School	2	2
St. Tammany Parish	Restraint	Covington Elementary School	74	12
St. Tammany Parish	Restraint	Cypress Cove Elementary School	10	5
St. Tammany Parish	Restraint	E. E. Lyon Elementary School	6	4
St. Tammany Parish	Restraint	Fifth Ward Junior High School	13	3
St. Tammany Parish	Restraint	Florida Avenue Elementary School	1	1
St. Tammany Parish	Restraint	Folsom Elementary School	1	1
St. Tammany Parish	Restraint	Fontainebleau Junior High School	3	1
St. Tammany Parish	Restraint	Glynn H. Brock Elementary School	1	1
St. Tammany Parish	Restraint	Honey Island Elementary School	1	1
St. Tammany Parish	Restraint	Lake Harbor Middle School	3	2
St. Tammany Parish	Restraint	Lakeshore High School	2	2
St. Tammany Parish	Restraint	Lee Road Junior High School	5	1
St. Tammany Parish	Restraint	Little Oak Middle School	3	2
St. Tammany Parish	Restraint	Mandeville Elementary School	9	4
St. Tammany Parish	Restraint	Mandeville Middle School	3	1
St. Tammany Parish	Restraint	Pine View Middle School	2	1
St. Tammany Parish	Restraint	Pontchartrain Elementary School	28	3
St. Tammany Parish	Restraint	Riverside Elementary School	15	2
St. Tammany Parish	Restraint	St. Tammany Junior High School	1	1
St. Tammany Parish	Restraint	Tchefuncte Middle School	3	3
St. Tammany Parish	Restraint	W.L. Abney Elementary School	5	3

Use of Seclusion and Restraint for Students with Disabilities 2018-2019 School Year Data Report

School System	Seclusion / Restraint	School Name	Total Incidents	Total Students
St. Tammany Parish	Restraint	Whispering Forest Elementary School	2	2
St. Tammany Parish	Restraint	William Pitcher Junior High School	15	2
St. Tammany Parish	Restraint	Woodlake Elementary School	1	1
Tangipahoa Parish	Restraint	Amite Elementary Magnet School	1	1
Tangipahoa Parish	Restraint	Amite Westside Middle Magnet	1	1
Tangipahoa Parish	Restraint	Champ Cooper Elementary School	2	1
Tangipahoa Parish	Restraint	D.C. Reeves Elementary School	3	2
Tangipahoa Parish	Restraint	Greenville Park Leadership Academy	1	1
Tangipahoa Parish	Restraint	Hammond Eastside Magnet	8	4
Tangipahoa Parish	Restraint	Hammond Westside Montessori	2	1
Tangipahoa Parish	Restraint	Independence Magnet	5	3
Tangipahoa Parish	Restraint	Loranger Elementary School	14	2
Tangipahoa Parish	Restraint	Loranger Middle School	4	1
Tangipahoa Parish	Restraint	Lucille Nesom Memorial	2	2
Tangipahoa Parish	Restraint	Midway Elementary School	11	2
Tangipahoa Parish	Restraint	Natalbany Middle	1	1
Tangipahoa Parish	Restraint	Ponchatoula High School	3	2
Tangipahoa Parish	Restraint	Ponchatoula Junior High School	4	3
Tangipahoa Parish	Restraint	Roseland Montessori	4	3
Tangipahoa Parish	Restraint	Southeastern LA University Lab School	1	1
Tangipahoa Parish	Restraint	Tangipahoa Alternative Solutions Program	1	1
Tangipahoa Parish	Restraint	Tucker Memorial Elementary School	64	1
Tangipahoa Parish	Restraint	Woodland Park Magnet	1	1
Washington Parish	Restraint	Franklinton Primary School	2	2
Washington Parish	Restraint	Thomas Elementary School	2	1
Washington Parish	Restraint	Varnado High School	1	1
Webster Parish	Restraint	Webster Junior High School	4	2
City of Bogalusa School District	Restraint	Bogalusa High School	1	1
City of Bogalusa School District	Restraint	Central Elementary School	1	1
City of Bogalusa School District	Restraint	Northshore Charter School	8	2
Central Community School District	Restraint	Central Intermediate School	1	1
New Beginnings Schools Foundation	Restraint	Nelson Elementary School	1	1
LA Schools for the Deaf and Visually Impaired	Restraint	Louisiana School for the Deaf	1	1
Crescent City Schools	Restraint	Harriet Tubman Charter School	8	6
Crescent City Schools	Restraint	Paul Habans Charter School	6	2
Arise Academy	Restraint	Arise Academy	1	1
Akili Academy of New Orleans	Restraint	Akili Academy of New Orleans	6	4
Collegiate Academies	Restraint	G W Carver High School	3	3
New Orleans College Preparatory Academies	Restraint	Lawrence D. Crocker College Prep	5	1

Use of Seclusion and Restraint for Students with Disabilities 2018-2019 School Year Data Report

School System	Seclusion / Restraint	School Name	Total Incidents	Total Students
New Orleans College Preparatory Academies	Restraint	Walter L. Cohen College Prep	1	1
Choice Foundation	Restraint	Lafayette Academy	1	1
Knowledge is Power Program (KIPP) N.O.	Restraint	KIPP Morial	40	4
FirstLine Schools, Inc.	Restraint	Arthur Ashe Charter School	7	5
FirstLine Schools, Inc.	Restraint	FirstLine Live Oak	2	2
FirstLine Schools, Inc.	Restraint	Phillis Wheatley Community School	7	6
Eleanor McMain Secondary School	Restraint	Eleanor McMain Secondary School	1	1
Ascension Parish	Seclusion	Pecan Grove Primary School	1	1
Assumption Parish	Seclusion	Labadieville Primary School	3	1
Caddo Parish	Seclusion	Alexander Learning Center	2	2
Caddo Parish	Seclusion	Arthur Circle Elementary School	1	1
Calcasieu Parish	Seclusion	DeQuincy Elementary School	1	1
Calcasieu Parish	Seclusion	Fairview Elementary School	1	1
Calcasieu Parish	Seclusion	Sam Houston High School	1	1
East Baton Rouge Parish	Seclusion	Shenandoah Elementary School	1	1
East Baton Rouge Parish	Seclusion	Westdale Middle School	1	1
Franklin Parish	Seclusion	Crowville School	1	1
Lafourche Parish	Seclusion	Bayou Boeuf Elementary School	2	1
Lafourche Parish	Seclusion	St. Charles Elementary School	8	2
Lincoln Parish	Seclusion	Ruston Elementary School	2	1
Livingston Parish	Seclusion	Juban Parc Elementary School	5	2
Livingston Parish	Seclusion	Live Oak Elementary School	2	2
Livingston Parish	Seclusion	Maurepas School	2	1
Ouachita Parish	Seclusion	Woodlawn Elementary School	1	1
St. Bernard Parish	Seclusion	Chalmette Elementary School	4	3
St. Bernard Parish	Seclusion	Lacoste Elementary School	1	1
St. John the Baptist Parish	Seclusion	East St. John High School	1	1
Tangipahoa Parish	Seclusion	Amite Westside Middle Magnet	1	1
Tangipahoa Parish	Seclusion	Loranger Elementary School	1	1
Tangipahoa Parish	Seclusion	Midway Elementary School	2	1
Tangipahoa Parish	Seclusion	Tucker Memorial Elementary School	49	1
City of Bogalusa School District	Seclusion	Bogalusa High School	1	1
City of Bogalusa School District	Seclusion	Byrd Avenue Primary School	1	1
New Beginnings Schools Foundation	Seclusion	Nelson Elementary School	1	1
Crescent City Schools	Seclusion	Paul Habans Charter School	25	7
Akili Academy of New Orleans	Seclusion	Akili Academy of New Orleans	6	3
Collegiate Academies	Seclusion	G W Carver High School	2	2
Knowledge is Power Program (KIPP) N.O.	Seclusion	KIPP Morial	10	4

**Use of Seclusion and Restraint for Students with Disabilities
2018-2019 School Year Data Report**

School System	Seclusion / Restraint	School Name	Total Incidents	Total Students
FirstLine Schools, Inc.	Seclusion	Arthur Ashe Charter School	2	1
FirstLine Schools, Inc.	Seclusion	FirstLine Live Oak	2	2
FirstLine Schools, Inc.	Seclusion	Langston Hughes Charter Academy	1	1
FirstLine Schools, Inc.	Seclusion	Phillis Wheatley Community School	1	1
	Total		1,325	428³

Table 2. Seclusion & Restraint Count of Incidents & Students by Age, 2018-2019 School Year

School System	Seclusion / Restraint	Age	Total Incidents	Total Students
Acadia Parish	Restraint	~	~	>10
Acadia Parish	Restraint	~	~	>10
Acadia Parish	Restraint	~	~	>10
Allen Parish	Restraint	~	~	>10
Ascension Parish	Restraint	~	~	>10
Ascension Parish	Restraint	~	~	>10
Ascension Parish	Restraint	~	~	>10
Ascension Parish	Restraint	~	~	>10
Ascension Parish	Restraint	~	~	>10
Ascension Parish	Restraint	~	~	>10
Assumption Parish	Restraint	~	~	>10
Avoyelles Parish	Restraint	~	~	>10
Avoyelles Parish	Restraint	~	~	>10
Avoyelles Parish	Restraint	~	~	>10
Avoyelles Parish	Restraint	~	~	>10
Avoyelles Parish	Restraint	~	~	>10
Bossier Parish	Restraint	~	~	>10
Bossier Parish	Restraint	~	~	>10
Bossier Parish	Restraint	~	~	>10
Bossier Parish	Restraint	~	~	>10
Bossier Parish	Restraint	~	~	>10
Bossier Parish	Restraint	~	~	>10
Bossier Parish	Restraint	~	~	>10
Bossier Parish	Restraint	~	~	>10
Bossier Parish	Restraint	~	~	>10
Caddo Parish	Restraint	~	~	>10
Caddo Parish	Restraint	~	~	>10
Caddo Parish	Restraint	~	~	>10
Caddo Parish	Restraint	~	~	>10

³ Incidents of seclusion / restraint were counted separately by student. For example, if a student was secluded and restrained twice, that student is represented twice.

School System	Seclusion / Restraint	Age	Total Incidents	Total Students
St. Tammany Parish	Restraint	~	~	>10
St. Tammany Parish	Restraint	~	~	>10
St. Tammany Parish	Restraint	~	~	>10
St. Tammany Parish	Restraint	~	~	>10
St. Tammany Parish	Restraint	~	~	>10
St. Tammany Parish	Restraint	~	~	>10
Tangipahoa Parish	Restraint	~	~	>10
Tangipahoa Parish	Restraint	~	~	>10
Tangipahoa Parish	Restraint	~	~	>10
Tangipahoa Parish	Restraint	~	~	>10
Tangipahoa Parish	Restraint	~	~	>10
Tangipahoa Parish	Restraint	~	~	>10
Tangipahoa Parish	Restraint	~	~	>10
Tangipahoa Parish	Restraint	~	~	>10
Tangipahoa Parish	Restraint	~	~	>10
Tangipahoa Parish	Restraint	~	~	>10
Tangipahoa Parish	Restraint	~	~	>10
Washington Parish	Restraint	~	~	>10
Washington Parish	Restraint	~	~	>10
Washington Parish	Restraint	~	~	>10
Washington Parish	Restraint	~	~	>10
Webster Parish	Restraint	~	~	>10
City of Bogalusa School District	Restraint	~	~	>10
City of Bogalusa School District	Restraint	~	~	>10
City of Bogalusa School District	Restraint	~	~	>10
City of Bogalusa School District	Restraint	~	~	>10
Central Community School District	Restraint	~	~	>10
New Beginnings Schools Foundation	Restraint	~	~	>10
LA Schools for the Deaf and Visually Impaired	Restraint	~	~	>10
Crescent City Schools	Restraint	~	~	>10
Crescent City Schools	Restraint	~	~	>10
Crescent City Schools	Restraint	~	~	>10
Crescent City Schools	Restraint	~	~	>10
Arise Academy	Restraint	~	~	>10
Akili Academy of New Orleans	Restraint	~	~	>10
Akili Academy of New Orleans	Restraint	~	~	>10
Collegiate Academies	Restraint	~	~	>10
Collegiate Academies	Restraint	~	~	>10
Collegiate Academies	Restraint	~	~	>10
New Orleans College Preparatory Academies	Restraint	~	~	>10
New Orleans College Preparatory Academies	Restraint	~	~	>10
Choice Foundation	Restraint	~	~	>10
Knowledge is Power Program (KIPP) N.O.	Restraint	~	~	>10

**Use of Seclusion and Restraint for Students with Disabilities
2018-2019 School Year Data Report**

School System	Seclusion / Restraint	Age	Total Incidents	Total Students
Crescent City Schools	Seclusion	~	~	>10
Akili Academy of New Orleans	Seclusion	~	~	>10
Akili Academy of New Orleans	Seclusion	~	~	>10
Collegiate Academies	Seclusion	~	~	>10
Collegiate Academies	Seclusion	~	~	>10
Knowledge is Power Program (KIPP) N.O.	Seclusion	~	~	>10
Knowledge is Power Program (KIPP) N.O.	Seclusion	~	~	>10
Knowledge is Power Program (KIPP) N.O.	Seclusion	~	~	>10
FirstLine Schools, Inc.	Seclusion	~	~	>10
FirstLine Schools, Inc.	Seclusion	~	~	>10
FirstLine Schools, Inc.	Seclusion	~	~	>10
FirstLine Schools, Inc.	Seclusion	~	~	>10
Total			1,325	420

Table 3. Seclusion & Restraint Count of Incidents & Students by Primary Exceptionality, 2018-2019 School Year

School System	Seclusion / Restraint	Primary Exceptionality	Total Incidents	Total Students
Acadia Parish	Restraint	~	~	>10
Acadia Parish	Restraint	~	~	>10
Acadia Parish	Restraint	~	~	>10
Allen Parish	Restraint	~	~	>10
Ascension Parish	Restraint	~	~	>10
Ascension Parish	Restraint	~	~	>10
Ascension Parish	Restraint	~	~	>10
Assumption Parish	Restraint	~	~	>10
Avoyelles Parish	Restraint	~	~	>10
Avoyelles Parish	Restraint	~	~	>10
Avoyelles Parish	Restraint	~	~	>10
Avoyelles Parish	Restraint	~	~	>10
Avoyelles Parish	Restraint	~	~	>10
Bossier Parish	Restraint	~	~	>10
Bossier Parish	Restraint	~	~	>10
Bossier Parish	Restraint	~	~	>10
Bossier Parish	Restraint	~	~	>10
Bossier Parish	Restraint	~	~	>10
Bossier Parish	Restraint	~	~	>10
Bossier Parish	Restraint	~	~	>10
Bossier Parish	Restraint	~	~	>10
Caddo Parish	Restraint	~	~	>10
Caddo Parish	Restraint	~	~	>10
Caddo Parish	Restraint	~	~	>10

School System	Seclusion / Restraint	Primary Exceptionality	Total Incidents	Total Students
Caddo Parish	Restraint	~	~	>10
Caddo Parish	Restraint	~	~	>10
Calcasieu Parish	Restraint	~	~	>10
Calcasieu Parish	Restraint	~	~	>10
Calcasieu Parish	Restraint	~	~	>10
Calcasieu Parish	Restraint	~	~	>10
East Baton Rouge Parish	Restraint	~	~	>10
East Baton Rouge Parish	Restraint	~	~	>10
Franklin Parish	Restraint	~	~	>10
Franklin Parish	Restraint	~	~	>10
Franklin Parish	Restraint	~	~	>10
Franklin Parish	Restraint	~	~	>10
Iberia Parish	Restraint	~	~	>10
Iberia Parish	Restraint	~	~	>10
Iberia Parish	Restraint	~	~	>10
Iberia Parish	Restraint	~	~	>10
Lafayette Parish	Restraint	~	~	>10
Lafayette Parish	Restraint	~	~	>10
Lafayette Parish	Restraint	~	~	>10
Lafayette Parish	Restraint	~	~	>10
Lafourche Parish	Restraint	~	~	>10
Lafourche Parish	Restraint	~	~	>10
Lafourche Parish	Restraint	~	~	>10
LaSalle Parish	Restraint	~	~	>10
Lincoln Parish	Restraint	~	~	>10
Lincoln Parish	Restraint	~	~	>10
Lincoln Parish	Restraint	~	~	>10
Lincoln Parish	Restraint	~	~	>10
Livingston Parish	Restraint	~	~	>10
Livingston Parish	Restraint	~	~	>10
Livingston Parish	Restraint	~	~	>10
Livingston Parish	Restraint	~	~	>10
Livingston Parish	Restraint	~	~	>10
Morehouse Parish	Restraint	~	~	>10
Morehouse Parish	Restraint	~	~	>10
Orleans Parish	Restraint	~	~	>10
Orleans Parish	Restraint	~	~	>10
Ouachita Parish	Restraint	~	~	>10
Ouachita Parish	Restraint	~	~	>10
Ouachita Parish	Restraint	~	~	>10
Plaquemines Parish	Restraint	~	~	>10
Rapides Parish	Restraint	~	~	>10
Rapides Parish	Restraint	Developmental Delay	74	20

School System	Seclusion / Restraint	Primary Exceptionality	Total Incidents	Total Students
Rapides Parish	Restraint	~	~	>10
Rapides Parish	Restraint	~	~	>10
Rapides Parish	Restraint	~	~	>10
Rapides Parish	Restraint	Other Health Impairments	46	11
Rapides Parish	Restraint	~	~	>10
Rapides Parish	Restraint	~	~	>10
Sabine Parish	Restraint	~	~	>10
St. Bernard Parish	Restraint	~	~	>10
St. Charles Parish	Restraint	~	~	>10
St. Charles Parish	Restraint	~	~	>10
St. Charles Parish	Restraint	Emotional Disturbance	101	15
St. Charles Parish	Restraint	~	~	>10
St. Charles Parish	Restraint	~	~	>10
St. John the Baptist Parish	Restraint	~	~	>10
St. Tammany Parish	Restraint	Autism	45	16
St. Tammany Parish	Restraint	Developmental Delay	101	25
St. Tammany Parish	Restraint	Emotional Disturbance	56	11
St. Tammany Parish	Restraint	~	~	>10
St. Tammany Parish	Restraint	~	~	>10
St. Tammany Parish	Restraint	~	~	>10
St. Tammany Parish	Restraint	Other Health Impairments	26	12
St. Tammany Parish	Restraint	~	~	>10
Tangipahoa Parish	Restraint	~	~	>10
Tangipahoa Parish	Restraint	~	~	>10
Tangipahoa Parish	Restraint	~	~	>10
Tangipahoa Parish	Restraint	~	~	>10
Tangipahoa Parish	Restraint	~	~	>10
Tangipahoa Parish	Restraint	~	~	>10
Tangipahoa Parish	Restraint	~	~	>10
Tangipahoa Parish	Restraint	~	~	>10
Washington Parish	Restraint	~	~	>10
Washington Parish	Restraint	~	~	>10
Washington Parish	Restraint	~	~	>10
Washington Parish	Restraint	~	~	>10
Webster Parish	Restraint	~	~	>10
Webster Parish	Restraint	~	~	>10
City of Bogalusa School District	Restraint	~	~	>10
City of Bogalusa School District	Restraint	~	~	>10
City of Bogalusa School District	Restraint	~	~	>10
City of Bogalusa School District	Restraint	~	~	>10
Central Community School District	Restraint	~	~	>10
New Beginnings Schools Foundation	Restraint	~	~	>10
LA Schools for the Deaf and Visually Impaired	Restraint	~	~	>10

School System	Seclusion / Restraint	Primary Exceptionality	Total Incidents	Total Students
Crescent City Schools	Restraint	~	~	>10
Crescent City Schools	Restraint	~	~	>10
Crescent City Schools	Restraint	~	~	>10
Arise Academy	Restraint	~	~	>10
Akili Academy of New Orleans	Restraint	~	~	>10
Akili Academy of New Orleans	Restraint	~	~	>10
Collegiate Academies	Restraint	~	~	>10
Collegiate Academies	Restraint	~	~	>10
New Orleans College Preparatory Academies	Restraint	~	~	>10
New Orleans College Preparatory Academies	Restraint	~	~	>10
Choice Foundation	Restraint	~	~	>10
Knowledge is Power Program (KIPP) N.O.	Restraint	~	~	>10
Knowledge is Power Program (KIPP) N.O.	Restraint	~	~	>10
FirstLine Schools, Inc.	Restraint	~	~	>10
FirstLine Schools, Inc.	Restraint	~	~	>10
FirstLine Schools, Inc.	Restraint	~	~	>10
FirstLine Schools, Inc.	Restraint	~	~	>10
FirstLine Schools, Inc.	Restraint	~	~	>10
FirstLine Schools, Inc.	Restraint	~	~	>10
Eleanor McMain Secondary School	Restraint	~	~	>10
Ascension Parish	Seclusion	~	~	>10
Assumption Parish	Seclusion	~	~	>10
Caddo Parish	Seclusion	~	~	>10
Caddo Parish	Seclusion	~	~	>10
Caddo Parish	Seclusion	~	~	>10
Calcasieu Parish	Seclusion	~	~	>10
Calcasieu Parish	Seclusion	~	~	>10
Calcasieu Parish	Seclusion	~	~	>10
East Baton Rouge Parish	Seclusion	~	~	>10
East Baton Rouge Parish	Seclusion	~	~	>10
Franklin Parish	Seclusion	~	~	>10
Lafourche Parish	Seclusion	~	~	>10
Lafourche Parish	Seclusion	~	~	>10
Lincoln Parish	Seclusion	~	~	>10
Livingston Parish	Seclusion	~	~	>10
Livingston Parish	Seclusion	~	~	>10
Livingston Parish	Seclusion	~	~	>10
Livingston Parish	Seclusion	~	~	>10
Ouachita Parish	Seclusion	~	~	>10

School System	Seclusion / Restraint	Primary Exceptionality	Total Incidents	Total Students
St. Bernard Parish	Seclusion	~	~	>10
St. Bernard Parish	Seclusion	~	~	>10
St. John the Baptist Parish	Seclusion	~	~	>10
Tangipahoa Parish	Seclusion	~	~	>10
Tangipahoa Parish	Seclusion	~	~	>10
City of Bogalusa School District	Seclusion	~	~	>10
City of Bogalusa School District	Seclusion	~	~	>10
New Beginnings Schools Foundation	Seclusion	~	~	>10
Crescent City Schools	Seclusion	~	~	>10
Crescent City Schools	Seclusion	~	~	>10
Crescent City Schools	Seclusion	~	~	>10
Crescent City Schools	Seclusion	~	~	>10
Akili Academy of New Orleans	Seclusion	~	~	>10
Akili Academy of New Orleans	Seclusion	~	~	>10
Collegiate Academies	Seclusion	~	~	>10
Collegiate Academies	Seclusion	~	~	>10
Knowledge is Power Program (KIPP) N.O.	Seclusion	~	~	>10
Knowledge is Power Program (KIPP) N.O.	Seclusion	~	~	>10
FirstLine Schools, Inc.	Seclusion	~	~	>10
FirstLine Schools, Inc.	Seclusion	~	~	>10
FirstLine Schools, Inc.	Seclusion	~	~	>10
FirstLine Schools, Inc.	Seclusion	~	~	>10
	Total		1, 325	420

Table 4. Seclusion & Restraint Count of Incidents & Students by Race / Ethnicity, 2018-2019 School Year

School System	Seclusion / Restraint	Race / Ethnicity	Total Incidents	Total Students
Acadia Parish	Restraint	~	~	~
Acadia Parish	Restraint	~	~	~
Allen Parish	Restraint	~	~	~
Ascension Parish	Restraint	~	~	~
Ascension Parish	Restraint	~	~	~
Ascension Parish	Restraint	~	~	~
Assumption Parish	Restraint	~	~	~
Avoyelles Parish	Restraint	~	~	~
Avoyelles Parish	Restraint	~	~	~
Avoyelles Parish	Restraint	~	~	~
Bossier Parish	Restraint	~	~	~

**Use of Seclusion and Restraint for Students with Disabilities
2018-2019 School Year Data Report**

School System	Seclusion / Restraint	Race / Ethnicity	Total Incidents	Total Students
Bossier Parish	Restraint	~	~	~
Bossier Parish	Restraint	~	~	~
Bossier Parish	Restraint	White	70	18
Caddo Parish	Restraint	~	~	~
Caddo Parish	Restraint	~	~	~
Calcasieu Parish	Restraint	~	~	~
Calcasieu Parish	Restraint	~	~	~
Calcasieu Parish	Restraint	~	~	~
East Baton Rouge Parish	Restraint	~	~	~
East Baton Rouge Parish	Restraint	~	~	~
Franklin Parish	Restraint	~	~	~
Franklin Parish	Restraint	~	~	~
Iberia Parish	Restraint	~	~	~
Iberia Parish	Restraint	~	~	~
Iberia Parish	Restraint	~	~	~
Lafayette Parish	Restraint	~	~	~
Lafayette Parish	Restraint	~	~	~
Lafourche Parish	Restraint	~	~	~
Lafourche Parish	Restraint	~	~	~
Lafourche Parish	Restraint	~	~	~
LaSalle Parish	Restraint	~	~	~
Lincoln Parish	Restraint	~	~	~
Lincoln Parish	Restraint	~	~	~
Livingston Parish	Restraint	~	~	~
Livingston Parish	Restraint	~	~	~
Livingston Parish	Restraint	~	~	~
Livingston Parish	Restraint	White	64	14
Morehouse Parish	Restraint	~	~	~
Morehouse Parish	Restraint	~	~	~
Orleans Parish	Restraint	~	~	~
Orleans Parish	Restraint	~	~	~
Orleans Parish	Restraint	~	~	~
Ouachita Parish	Restraint	~	~	~
Plaquemines Parish	Restraint	~	~	~
Rapides Parish	Restraint	Black or African American	57	20
Rapides Parish	Restraint	White	92	25
Sabine Parish	Restraint	~	~	~
St. Bernard Parish	Restraint	~	~	~
St. Bernard Parish	Restraint	~	~	~
St. Charles Parish	Restraint	Black or African American	52	12
St. Charles Parish	Restraint	~	~	~
St. Charles Parish	Restraint	~	~	~
St. Charles Parish	Restraint	White	74	13

School System	Seclusion / Restraint	Race / Ethnicity	Total Incidents	Total Students
St. John the Baptist Parish	Restraint	~	~	~
St. Tammany Parish	Restraint	Black or African American	120	25
St. Tammany Parish	Restraint	~	~	~
St. Tammany Parish	Restraint	~	~	~
St. Tammany Parish	Restraint	White	82	36
Tangipahoa Parish	Restraint	Black or African American	40	18
Tangipahoa Parish	Restraint	~	~	~
Tangipahoa Parish	Restraint	~	~	~
Tangipahoa Parish	Restraint	White	91	12
Washington Parish	Restraint	~	~	~
Washington Parish	Restraint	~	~	~
Webster Parish	Restraint	~	~	~
City of Bogalusa School District	Restraint	~	~	~
City of Bogalusa School District	Restraint	~	~	~
Central Community School District	Restraint	~	~	~
New Beginnings Schools Foundation	Restraint	~	~	~
LA Schools for the Deaf and Visually Impaired	Restraint	~	~	~
Crescent City Schools	Restraint	~	~	~
Arise Academy	Restraint	~	~	~
Akili Academy of New Orleans	Restraint	~	~	~
Collegiate Academies	Restraint	~	~	~
New Orleans College Preparatory Academies	Restraint	~	~	~
Choice Foundation	Restraint	~	~	~
Knowledge is Power Program (KIPP) N.O.	Restraint	~	~	~
FirstLine Schools, Inc.	Restraint	Black or African American	16	13
Eleanor McMain Secondary School	Restraint	~	~	~
Ascension Parish	Seclusion	~	~	~
Assumption Parish	Seclusion	~	~	~
Caddo Parish	Seclusion	~	~	~
Caddo Parish	Seclusion	~	~	~
Calcasieu Parish	Seclusion	~	~	~
Calcasieu Parish	Seclusion	~	~	~
East Baton Rouge Parish	Seclusion	~	~	~
Franklin Parish	Seclusion	~	~	~
Lafourche Parish	Seclusion	~	~	~
Lafourche Parish	Seclusion	~	~	~
Lincoln Parish	Seclusion	~	~	~
Livingston Parish	Seclusion	~	~	~
Livingston Parish	Seclusion	~	~	~
Livingston Parish	Seclusion	~	~	~
Livingston Parish	Seclusion	~	~	~
Ouachita Parish	Seclusion	~	~	~
St. Bernard Parish	Seclusion	~	~	~

School System	Seclusion / Restraint	Race / Ethnicity	Total Incidents	Total Students
St. Bernard Parish	Seclusion	~	~	~
St. John the Baptist Parish	Seclusion	~	~	~
Tangipahoa Parish	Seclusion	~	~	~
Tangipahoa Parish	Seclusion	~	~	~
City of Bogalusa School District	Seclusion	~	~	~
City of Bogalusa School District	Seclusion	~	~	~
New Beginnings Schools Foundation	Seclusion	~	~	~
Crescent City Schools	Seclusion	~	~	~
Akili Academy of New Orleans	Seclusion	~	~	~
Collegiate Academies	Seclusion	~	~	~
Knowledge is Power Program (KIPP) N.O.	Seclusion	~	~	~
FirstLine Schools, Inc.	Seclusion	~	~	~
	Total		1,325	420

Table 5. Seclusion & Restraint Count of Incidents & Students by Gender, 2018-2019 School Year

School System	Seclusion / Restraint	Gender	Total Incidents	Total Students
Acadia Parish	Restraint	~	~	~
Allen Parish	Restraint	~	~	~
Ascension Parish	Restraint	~	~	~
Assumption Parish	Restraint	~	~	~
Avoyelles Parish	Restraint	~	~	~
Avoyelles Parish	Restraint	~	~	~
Bossier Parish	Restraint	~	~	~
Bossier Parish	Restraint	Male	91	22
Caddo Parish	Restraint	~	~	~
Caddo Parish	Restraint	Male	18	10
Calcasieu Parish	Restraint	~	~	~
Calcasieu Parish	Restraint	~	~	~
East Baton Rouge Parish	Restraint	~	~	~
East Baton Rouge Parish	Restraint	~	~	~
Franklin Parish	Restraint	~	~	~
Iberia Parish	Restraint	~	~	~
Iberia Parish	Restraint	~	~	~
Lafayette Parish	Restraint	~	~	~
Lafayette Parish	Restraint	Male	15	11
Lafourche Parish	Restraint	~	~	~
LaSalle Parish	Restraint	~	~	~
Lincoln Parish	Restraint	~	~	~
Lincoln Parish	Restraint	~	~	~

School System	Seclusion / Restraint	Gender	Total Incidents	Total Students
Livingston Parish	Restraint	~	~	~
Livingston Parish	Restraint	Male	65	15
Morehouse Parish	Restraint	~	~	~
Orleans Parish	Restraint	~	~	~
Ouachita Parish	Restraint	~	~	~
Ouachita Parish	Restraint	~	~	~
Plaquemines Parish	Restraint	~	~	~
Rapides Parish	Restraint	~	~	~
Rapides Parish	Restraint	Male	138	38
Sabine Parish	Restraint	~	~	~
St. Bernard Parish	Restraint	~	~	~
St. Charles Parish	Restraint	~	~	~
St. Charles Parish	Restraint	Male	126	23
St. John the Baptist Parish	Restraint	~	~	~
St. Tammany Parish	Restraint	Female	22	13
St. Tammany Parish	Restraint	Male	214	59
Tangipahoa Parish	Restraint	~	~	~
Tangipahoa Parish	Restraint	Male	114	24
Washington Parish	Restraint	~	~	~
Washington Parish	Restraint	~	~	~
Webster Parish	Restraint	~	~	~
City of Bogalusa School District	Restraint	~	~	~
Central Community School District	Restraint	~	~	~
New Beginnings Schools Foundation	Restraint	~	~	~
LA Schools for the Deaf and Visually Impaired	Restraint	~	~	~
Crescent City Schools	Restraint	~	~	~
Crescent City Schools	Restraint	~	~	~
Arise Academy	Restraint	~	~	~
Akili Academy of New Orleans	Restraint	~	~	~
Collegiate Academies	Restraint	~	~	~
Collegiate Academies	Restraint	~	~	~
New Orleans College Preparatory Academies	Restraint	~	~	~
Choice Foundation	Restraint	~	~	~
Knowledge is Power Program (KIPP) N.O.	Restraint	~	~	~
Knowledge is Power Program (KIPP) N.O.	Restraint	~	~	~
FirstLine Schools, Inc.	Restraint	~	~	~
FirstLine Schools, Inc.	Restraint	Male	12	10
Eleanor McMain Secondary School	Restraint	~	~	~
Ascension Parish	Seclusion	~	~	~
Assumption Parish	Seclusion	~	~	~
Caddo Parish	Seclusion	~	~	~
Caddo Parish	Seclusion	~	~	~
Calcasieu Parish	Seclusion	~	~	~

School System	Seclusion / Restraint	Gender	Total Incidents	Total Students
East Baton Rouge Parish	Seclusion	~	~	~
East Baton Rouge Parish	Seclusion	~	~	~
Franklin Parish	Seclusion	~	~	~
Lafourche Parish	Seclusion	~	~	~
Lincoln Parish	Seclusion	~	~	~
Livingston Parish	Seclusion	~	~	~
Livingston Parish	Seclusion	~	~	~
Ouachita Parish	Seclusion	~	~	~
St. Bernard Parish	Seclusion	~	~	~
St. John the Baptist Parish	Seclusion	~	~	~
Tangipahoa Parish	Seclusion	~	~	~
Tangipahoa Parish	Seclusion	~	~	~
City of Bogalusa School District	Seclusion	~	~	~
New Beginnings Schools Foundation	Seclusion	~	~	~
Crescent City Schools	Seclusion	~	~	~
Crescent City Schools	Seclusion	~	~	~
Akili Academy of New Orleans	Seclusion	~	~	~
Collegiate Academies	Seclusion	~	~	~
Collegiate Academies	Seclusion	~	~	~
Knowledge is Power Program (KIPP) N.O.	Seclusion	~	~	~
Knowledge is Power Program (KIPP) N.O.	Seclusion	~	~	~
FirstLine Schools, Inc.	Seclusion	~	~	~
	Total		1,325	420

Table 6. Seclusion / Restraint Policy Handbook Submission by LEA

School System	Handbook Submission
Acadia Parish	Submitted
Allen Parish	Submitted
Ascension Parish	Submitted
Assumption Parish	Submitted
Avoyelles Parish	Submitted
Beauregard Parish	Submitted
Bienville Parish	Submitted
Bossier Parish	Submitted

School System	Handbook Submission
Caddo Parish	Submitted
Calcasieu Parish	Submitted
Caldwell Parish	Submitted
Cameron Parish	Submitted
Catahoula Parish	Submitted
Claiborne Parish	Submitted
Concordia Parish	Submitted
DeSoto Parish	Submitted
East Baton Rouge Parish	Submitted
East Carroll Parish	Submitted
East Feliciana Parish	Submitted
Evangeline Parish	Submitted
Franklin Parish	Submitted
Grant Parish	Submitted
Iberia Parish	Submitted
Iberville Parish	Submitted
Jackson Parish	Submitted
Jefferson Parish	Submitted
Jefferson Davis Parish	Submitted
Lafayette Parish	Submitted
Lafourche Parish	Submitted
LaSalle Parish	Submitted
Lincoln Parish	Submitted
Livingston Parish	Submitted
Madison Parish	Submitted
Morehouse Parish	Submitted
Natchitoches Parish	Submitted
Orleans Parish	Submitted
Ouachita Parish	Submitted
Plaquemines Parish	Submitted
Pointe Coupee Parish	Submitted
Rapides Parish	Submitted
Red River Parish	Submitted
Richland Parish	Submitted
Sabine Parish	Submitted

School System	Handbook Submission
St. Bernard Parish	Submitted
St. Charles Parish	Submitted
St. Helena Parish	Submitted
St. James Parish	Submitted
St. John the Baptist Parish	Submitted
St. Landry Parish	Submitted
St. Martin Parish	Submitted
St. Mary Parish	Submitted
St. Tammany Parish	Submitted
Tangipahoa Parish	Submitted
Tensas Parish	Submitted
Terrebonne Parish	Submitted
Union Parish	Submitted
Vermilion Parish	Submitted
Vernon Parish	Submitted
Washington Parish	Submitted
Webster Parish	Submitted
West Baton Rouge Parish	Submitted
West Carroll Parish	Submitted
West Feliciana Parish	Submitted
Winn Parish	Submitted
City of Monroe School District	Submitted
City of Bogalusa School District	Submitted
Zachary Community School District	Submitted
City of Baker School District	Submitted
Central Community School District	Submitted
Special School District	Submitted
New Beginnings Schools Foundation	Submitted
LA Schools for the Deaf and Visually Impaired	Submitted
Louisiana Special Education Center	Submitted
New Vision Learning Academy	Submitted
V. B. Glencoe Charter School	Submitted
International School of Louisiana	Submitted
Avoyelles Public Charter School	Not Submitted
New Orleans Center for Creative Arts	Submitted

School System	Handbook Submission
Delhi Charter School	Submitted
Belle Chasse Academy, Inc.	Submitted
The MAX Charter School	Submitted
D'Arbonne Woods Charter School	Submitted
Community School for Apprenticeship	Submitted
Voices for International Business & Education	Submitted
University View Academy, Inc. (FRM LA Connections)	Submitted
Lake Charles Charter Academy Foundation, Inc.	Submitted
Lycee Francais de la Nouvelle---Orleans	Submitted
New Orleans Military & Maritime Academy	Submitted
Educators for Quality Alternatives	Submitted
Crescent City Schools	Submitted
Community Leaders Advocating Student Success	Submitted
Spirit of Excellence Academy	Submitted
Morris Jeff Community School	Submitted
ReNEW---Reinventing Education, Inc.	Submitted
Arise Academy	Submitted
Success Preparatory Academy	Submitted
Akili Academy of New Orleans	Submitted
Collegiate Academies	Submitted
New Orleans College Preparatory Academies	Submitted
Pelican Educational Foundation	Submitted
Dryades YMCA	Submitted
Choice Foundation	Submitted
Algiers Charter Schools Association (ACSA)	Submitted
Recovery School District-LDE (Linwood Public Charter)	Not Submitted
Institute for Academic Excellence	Submitted
Knowledge is Power Program (KIPP) N.O.	Submitted
FirstLine Schools, Inc.	Submitted
Better Choice Foundation	Submitted
Celerity Schools Louisiana, Inc.	Submitted
Friendship Louisiana, Inc.	Submitted
Thrive Academy	Not Submitted
Noble Minds	Submitted
JCFA---East	Submitted

School System	Handbook Submission
Advantage Charter Academy	Submitted
JCFA Lafayette	Submitted
Willow Charter Academy	Submitted
Dr. Martin Luther King Charter School for Sci/Tech	Submitted
Joseph A. Craig Charter School	Submitted
Lincoln Preparatory School: A TMCF Collegiate Academy	Submitted
Laurel Oaks Charter School	Submitted
Apex Collegiate Academy Charter School	Submitted
Smothers Academy Preparatory School	Submitted
Greater Grace Charter Academy Inc.	Submitted
Iberville Charter Academy	Submitted
Delta Charter Group	Submitted
Lake Charles College Prep	Submitted
Northeast Claiborne Charter	Submitted
Acadiana Renaissance Charter Academy	Submitted
Louisiana Key Academy	Submitted
Lafayette Charter Foundation	Submitted
Impact Charter Elementary	Submitted
Vision Academy	Submitted
Louisiana Virtual Charter Academy	Submitted
Southwest Louisiana Charter Academy	Submitted
JS Clark Leadership Academy	Submitted
Baton Rouge University Preparatory	Submitted
Tangipahoa Charter School Association	Submitted
GEO Prep Academy of Greater Baton Rouge	Submitted
Democracy Prep Baton Rouge	Submitted
Baton Rouge College Preparatory, Inc.	Submitted
Audubon Charter School	Submitted
Einstein Charter School at Village De L'Est	Submitted
Benjamin Franklin High School	Submitted
Alice M Harte Elementary Charter School	Submitted
Edna Karr High School	Submitted
Lusher Charter School	Submitted
Eleanor McMain Secondary School	Submitted
Robert Russa Moton Charter School	Submitted

School System	Handbook Submission
Lake Forest Elementary Charter School	Submitted
New Orleans Charter Science and Mathematics HS	Submitted
ENCORE Academy	Submitted
Bricolage Academy	Submitted
Wilson Charter School	Submitted
Einstein Charter High School at Sarah Towles Reed	Submitted
Einstein Charter Middle Sch at Sarah Towles Reed	Submitted
Einstein Charter at Sherwood Forest	Submitted
McDonogh 42 Charter School	Submitted
New Harmony High Institute	Submitted
Athlos Academy of Jefferson Parish	Submitted
Audubon Charter School - Gentilly	Submitted
Rosenwald Collegiate Academy	Submitted
Dwight D. Eisenhower Charter School	Submitted
Collegiate Baton Rouge	Submitted
GEO Prep Mid-City of Greater Baton Rouge	Submitted