

### Background

Act 522 (2016) requires the Louisiana Department of Education (LDOE) to collect data on the use of seclusion and restraint for students with disabilities and produce an annual report that includes:

- the number of incidents of physical restraint disaggregated by school system, student age, race, ethnicity, gender, and student disability classification;
- the number of incidents of seclusion disaggregated by school system, student age, race, ethnicity, gender, and student disability classification; and
- a list of school systems that complied with the reporting requirements.

This report reflects data collected in the Special Education Reporting System (SER) and are specific to students with disabilities receiving special education services pursuant to the Individuals with Disabilities Education Act (IDEA). The LDOE instituted changes and expanded communication to improve seclusion and restraint data quality. The LDOE directly engages local education agencies (LEAs) in a data verification process to ensure data reflected in this report are valid and reliable. The LDOE also communicates reporting requirements of the law to LEAs through standard communication methods including newsletter announcements and webinars. All data reflect seclusion and restraint incidents that occurred during the 2019-2020 school year.

### Results

During the 2019-2020 school year, 46 school systems submitted incidents of seclusion and restraint. These submissions include 1,038 incidents of seclusion and restraint involving 347 students with disabilities across the state. In total 0.37% of the total population of students with disabilities were reported as involved in incidents of seclusion and restraint.

Table 1. Seclusion / Restraint Overview by LEA, 2019-2020 School Year

LEA Name	Total Incidents	Total Students	Total IEPs	Students Secluded / Restrained as % of Total IEPs
Acadia Parish	5	4	1,060	0.38%
Allen Parish	4	3	466	0.64%
Ascension Parish	22	10	2,451	0.37%
Assumption Parish	0	0	469	0.00%
Avoyelles Parish	10	5	592	0.84%
Beauregard Parish	0	0	997	0.00%
Bienville Parish	0	0	299	0.00%
Bossier Parish	42	16	3,391	0.47%
Caddo Parish	8	2	4,489	0.04%
Calcasieu Parish	27	11	5,362	0.15%
Caldwell Parish	0	0	268	0.00%
Cameron Parish	0	0	221	0.00%
Catahoula Parish	0	0	164	0.00%
Claiborne Parish	0	0	353	0.00%
Concordia Parish	1	1	416	0.24%
DeSoto Parish	0	0	538	0.00%
East Baton Rouge Parish	3	2	4,365	0.05%
East Carroll Parish	0	0	113	0.00%
East Feliciana Parish	0	0	203	0.00%
Evangeline Parish	0	0	866	0.00%

## Use of Seclusion and Restraint for Students with Disabilities 2019-2020 School Year Data Report

LEA Name	Total Incidents	Total Students	Total IEPs	Students Secluded / Restrained as % of Total IEPs
Franklin Parish	0	0	526	0.00%
Grant Parish	0	0	533	0.00%
Iberia Parish	1	1	1,701	0.06%
Iberville Parish	7	2	452	0.44%
Jackson Parish	0	0	232	0.00%
Jefferson Parish	11	8	6,549	0.12%
Jefferson Davis Parish	2	2	767	0.26%
Lafayette Parish	18	15	2,972	0.50%
Lafourche Parish	0	0	1,343	0.00%
LaSalle Parish	8	2	298	0.34%
Lincoln Parish	3	2	1,118	0.18%
Livingston Parish	27	8	3,609	0.22%
Madison Parish	0	0	153	0.00%
Morehouse Parish	0	0	606	0.00%
Natchitoches Parish	0	0	685	0.00%
Orleans Parish	0	0	902	0.00%
Ouachita Parish	0	0	2,666	0.00%
Plaquemines Parish	3	2	621	0.32%
Pointe Coupee Parish	0	0	393	0.00%
Rapides Parish	165	46	3,074	1.46%
Red River Parish	0	0	189	0.00%
Richland Parish	0	0	375	0.00%
Sabine Parish	4	3	561	0.53%
St. Bernard Parish	0	0	797	0.00%
St. Charles Parish	132	30	1,150	2.61%
St. Helena Parish	0	0	219	0.00%
St. James Parish	0	0	546	0.00%
St. John the Baptist Parish	1	1	846	0.12%
St. Landry Parish	0	0	1,921	0.00%
St. Martin Parish	1	1	861	0.12%
St. Mary Parish	1	1	1,404	0.07%
St. Tammany Parish	161	63	6,010	0.90%
Tangipahoa Parish	36	19	2,544	0.71%
Tensas Parish	0	0	96	0.00%
Terrebonne Parish	0	0	2,040	0.00%
Union Parish	0	0	283	0.00%
Vermilion Parish	11	7	1,269	0.55%
Vernon Parish	2	1	1,159	0.09%
Washington Parish	12	4	1,055	0.38%
Webster Parish	9	6	880	0.57%
West Baton Rouge Parish	0	0	455	0.00%
West Carroll Parish	0	0	238	0.00%
West Feliciana Parish	0	0	314	0.00%
Winn Parish	0	0	335	0.00%

LEA Name	Total Incidents	Total Students	Total IEPs	Students Secluded / Restrained as % of Total IEPs
City of Monroe School District	0	0	1,339	0.00%
City of Bogalusa School District	0	0	366	0.00%
Zachary Community School District	0	0	577	0.00%
City of Baker School District	0	0	153	0.00%
Central Community School District	5	1	451	0.22%
Special School District	0	0	199	0.00%
New Beginnings Schools Foundation	0	0	197	0.00%
LA Schools for the Deaf and Visually Impaired	0	0	192	0.00%
Louisiana Special Education Center	0	0	41	0.00%
New Vision Learning Academy	0	0	26	0.00%
V. B. Glencoe Charter School	0	0	41	0.00%
International School of Louisiana	0	0	93	0.00%
Avoyelles Public Charter School	0	0	37	0.00%
New Orleans Center for Creative Arts	0	0	4	0.00%
Delhi Charter School	2	1	73	1.37%
Belle Chasse Academy, Inc.	0	0	112	0.00%
The MAX Charter School	0	0	27	0.00%
D'Arbonne Woods Charter School	0	0	102	0.00%
Community School for Apprenticeship Learning, Inc.	0	0	35	0.00%
Voices for International Business & Education	0	0	39	0.00%
University View Academy, Inc. (FRM LA Connections)	0	0	415	0.00%
Lake Charles Charter Academy Foundation, Inc.	0	0	91	0.00%
Lycee Francais de la Nouvelle-Orleans	0	0	115	0.00%
New Orleans Military & Maritime Academy	0	0	100	0.00%
Educators for Quality Alternatives	0	0	85	0.00%
Crescent City Schools	171	22	264	7.95%
Community Leaders Advocating Student Success	0	0	69	0.00%
Morris Jeff Community School	0	0	182	0.00%
ReNEW-Reinventing Education, Inc.	3	1	789	0.13%
ARISE Schools	4	4	165	1.82%
Success Preparatory Academy	0	0	49	0.00%
Akili Academy of New Orleans	23	2	129	1.55%
Collegiate Academies	17	10	366	2.46%
New Orleans College Preparatory Academies	1	1	91	1.10%
Pelican Educational Foundation	0	0	41	0.00%
Dryades YMCA	0	0	38	0.00%

LEA Name	Total Incidents	Total Students	Total IEPs	Students Secluded / Restrained as % of Total IEPs
Choice Foundation	0	0	201	0.00%
Algiers Charter Schools Association (ACSA)	0	0	209	0.00%
Recovery School District-LDE (Linwood Public Charter)	0	0	53	0.00%
Institute for Academic Excellence	0	0	44	0.00%
Knowledge is Power Program (KIPP) N.O.	1	1	749	0.13%
FirstLine Schools, Inc.	18	7	442	1.36%
Better Choice Foundation	0	0	65	0.00%
Redesign Schools Louisiana	0	0	125	0.00%
Thrive Academy	0	0	2	0.00%
Noble Minds	0	0	21	0.00%
JCFA-East	0	0	41	0.00%
Advantage Charter Academy	0	0	53	0.00%
JCFA Lafayette	0	0	13	0.00%
Willow Charter Academy	0	0	75	0.00%
Dr. Martin Luther King Charter School for Science / Technology	0	0	78	0.00%
Joseph A. Craig Charter School	0	0	32	0.00%
Lincoln Preparatory School: A TMCFCollegiate Academy	0	0	88	0.00%
Greater Grace Charter Academy Inc.	0	0	19	0.00%
Iberville Charter Academy	0	0	48	0.00%
Delta Charter Group	0	0	53	0.00%
Lake Charles College Prep	0	0	52	0.00%
Northeast Claiborne Charter	0	0	22	0.00%
Acadiana Renaissance Charter Academy	0	0	51	0.00%
Louisiana Key Academy	0	0	235	0.00%
Lafayette Charter Foundation	0	0	70	0.00%
Impact Charter School	0	0	39	0.00%
RSD-Capitol Education Foundation	0	0	36	0.00%
Louisiana Virtual Charter Academy	0	0	287	0.00%
Southwest Louisiana Charter Academy	0	0	88	0.00%
JS Clark Leadership Academy	0	0	4	0.00%
Baton Rouge University Preparatory School, Inc.	0	0	46	0.00%
GEO Prep Academy of Greater Baton Rouge	0	0	81	0.00%
Democracy Prep Baton Rouge	0	0	80	0.00%
Audubon Charter School	1	1	132	0.76%
Einstein Charter School at Village De L'Est	0	0	29	0.00%
Benjamin Franklin High School	0	0	8	0.00%

Use of Seclusion and Restraint for Students with Disabilities  
2019-2020 School Year Data Report

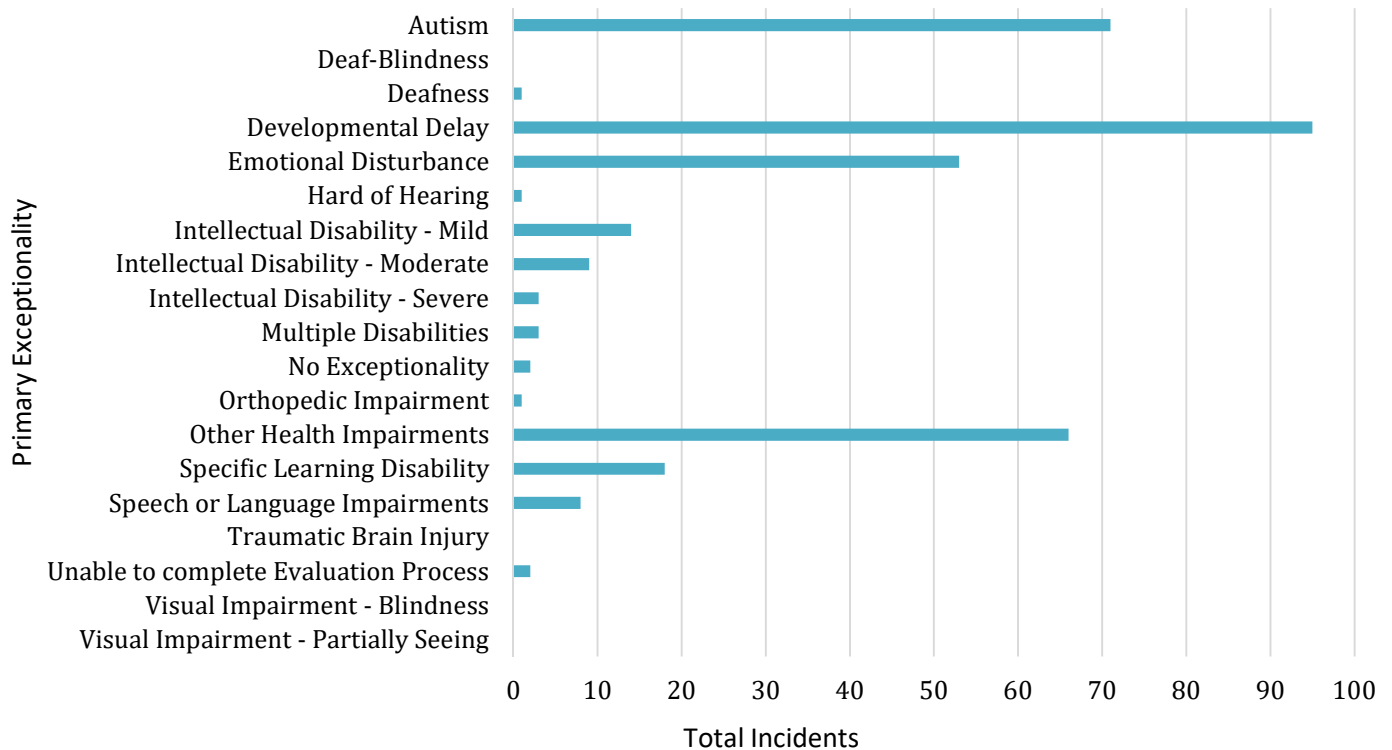
LEA Name	Total Incidents	Total Students	Total IEPs	Students Secluded / Restrained as % of Total IEPs
Alice M Harte Elementary Charter School	0	0	70	0.00%
Edna Karr High School	1	1	86	1.16%
Lusher Charter School	0	0	64	0.00%
Eleanor McMain Secondary School	0	0	84	0.00%
Robert Russa Moton Charter School	0	0	30	0.00%
Lake Forest Elementary Charter School	0	0	37	0.00%
New Orleans Charter Science and Mathematics High School	0	0	65	0.00%
ENCORE Academy	3	3	104	1.92%
Bricolage Academy	13	3	132	2.27%
Wilson Charter School	0	0	79	0.00%
Einstein Charter High School at Sarah Towles Reed	0	0	51	0.00%
Einstein Charter Middle School at Sarah Towles Reed	0	0	41	0.00%
Einstein Charter at Sherwood Forest	0	0	48	0.00%
McDonogh 42 Charter School	0	0	49	0.00%
New Harmony High Institute	0	0	28	0.00%
Athlos Academy of Jefferson Parish	0	0	110	0.00%
Audubon Charter School - Gentilly	0	0	62	0.00%
Rosenwald Collegiate Academy	1	1	52	1.92%
Dwight D. Eisenhower Charter School	0	0	66	0.00%
Living School, Inc.	0	0	13	0.00%
GEO Next Generation High School	0	0	8	0.00%
Red River Charter Academy	0	0	6	0.00%
McDonogh 35 Senior High School	0	0	12	0.00%
Opportunities Academy	37	10	70	14.29%
IDEA Public Schools	0	0	24	0.00%
Collegiate Baton Rouge	0	0	68	0.00%
GEO Prep Mid-City of Greater Baton Rouge	0	0	94	0.00%
<b>Total</b>	<b>1,038</b>	<b>347<sup>1</sup></b>	<b>94,147<sup>2</sup></b>	<b>0.37%</b>

<sup>1</sup> Incidents of seclusion / restraint were counted one time per student. If a student was restrained and secluded, that student is represented once.

<sup>2</sup> In the 2019-2020 school year, 94,147 students with disabilities had active IEPs.

The following charts show state level data aggregated by age, race, ethnicity, gender, and student disability classification. Each chart shows the number of students involved compared to the total universe of students with disabilities in the particular group.

*Chart 1. Total Incidents of Seclusion / Restraint by Primary Disability, 2019-2020 School Year*



*Table 2. Seclusion / Restraint Count of Incidents & Students by Primary Exceptionality Statewide Summary, 2019-2020 School Year*

Primary Exceptionality	Total Students	Total Incidents	Percentage of Students with Disability and Incident
Autism	7,361	71	0.9645%
Deaf-Blindness	11	0	0.0000%
Deafness	329	1	0.3040%
Developmental Delay	13,774	95	0.6897%
Emotional Disturbance	1,857	53	2.8541%
Hard of Hearing	833	1	0.1200%
Intellectual Disability - Mild	5,675	14	0.2467%
Intellectual Disability - Moderate	2,580	9	0.3488%
Intellectual Disability - Severe	308	3	0.9740%
Multiple Disabilities	1,167	3	0.2571%
No Exceptionality	656	2	0.3049%
Orthopedic Impairment	968	1	0.1033%

Primary Exceptionality	Total Students	Total Incidents	Percentage of Students with Disability and Incident
Other Health Impairments	12,539	66	0.5264%
Specific Learning Disability	28,914	18	0.0623%
Speech or Language Impairments	16,360	8	0.0489%
Traumatic Brain Injury	229	0	0.0000%
Unable to complete Evaluation Process	61	2	3.2787%
Visual Impairment - Blindness	229	0	0.0000%
Visual Impairment - Partially Seeing	296	0	0.0000%
<b>Total</b>	<b>94,147</b>	<b>347</b>	<b>0.3686%</b>

Chart 2. Total Incidents of Seclusion / Restraint by Age, 2019-2020 School Year

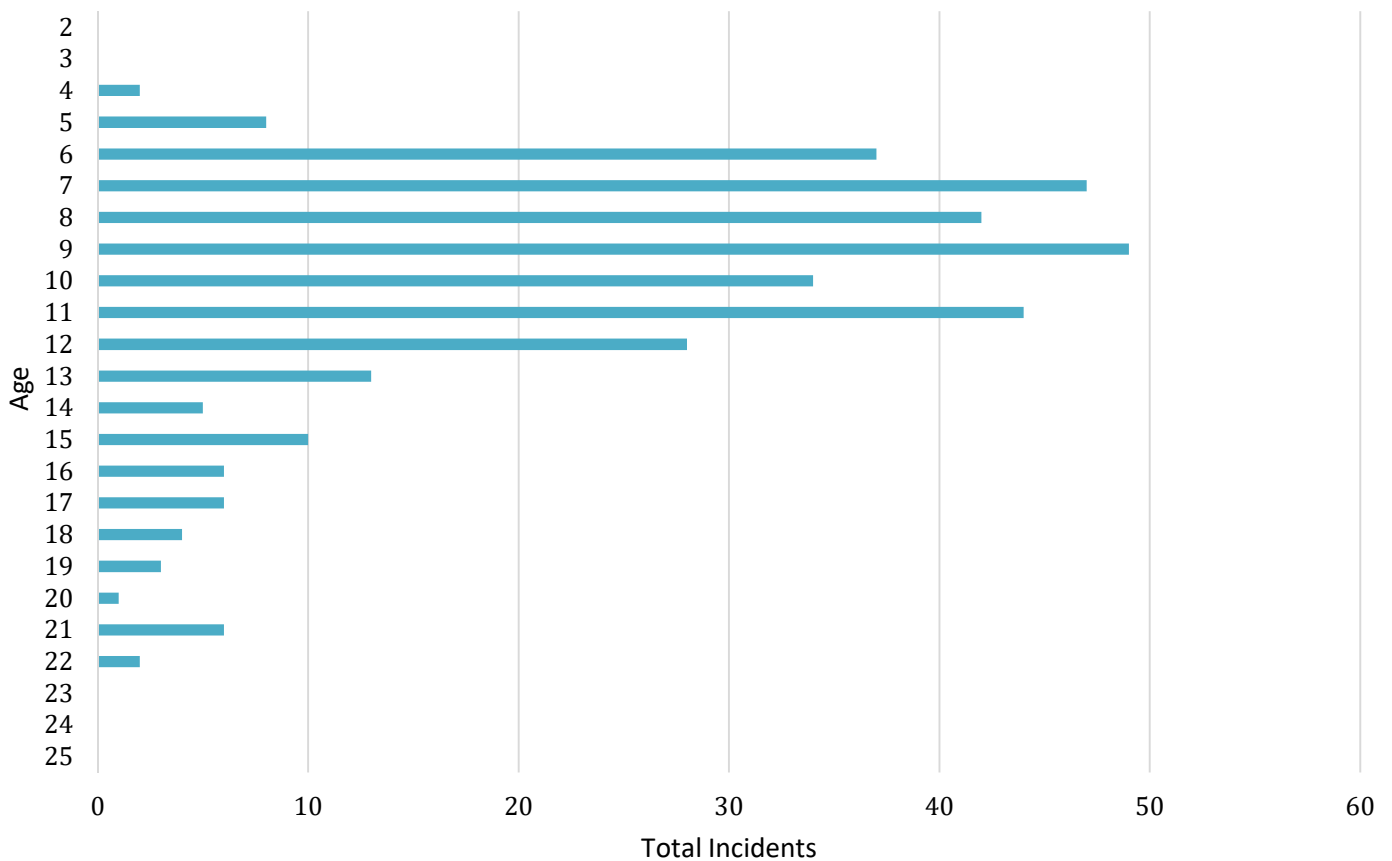


Table 3. Seclusion / Restraint Count of Incidents & Students by Age Statewide Summary, 2019-2020 School Year

Age	IEP Student Count	Incident Student Count	Incident Percentage
0	0	0	0.0000%
1	0	0	0.0000%
2	5	0	0.0000%
3	1,877	0	0.0000%

Age	IEP Student Count	Incident Student Count	Incident Percentage
4	3,618	2	0.0553%
5	5,187	8	0.1542%
6	6,202	37	0.5966%
7	6,515	47	0.7214%
8	6,643	42	0.6322%
9	6,693	49	0.7321%
10	6,495	34	0.5235%
11	6,849	44	0.6424%
12	6,958	28	0.4024%
13	6,743	13	0.1928%
14	6,242	5	0.0801%
15	5,885	10	0.1699%
16	5,295	6	0.1133%
17	4,879	6	0.1230%
18	4,257	4	0.0940%
19	2,523	3	0.1189%
20	744	1	0.1344%
21	333	6	1.8018%
22	171	2	1.1696%
23	20	0	0.0000%
24	8	0	0.0000%
25	5	0	0.0000%
<b>Total</b>	<b>94,147</b>	<b>347</b>	<b>0.3686%</b>

Charts 3, 4. Total Incidents of Seclusion / Restraint by Race / Ethnicity, and Gender, 2019-2020 School Year

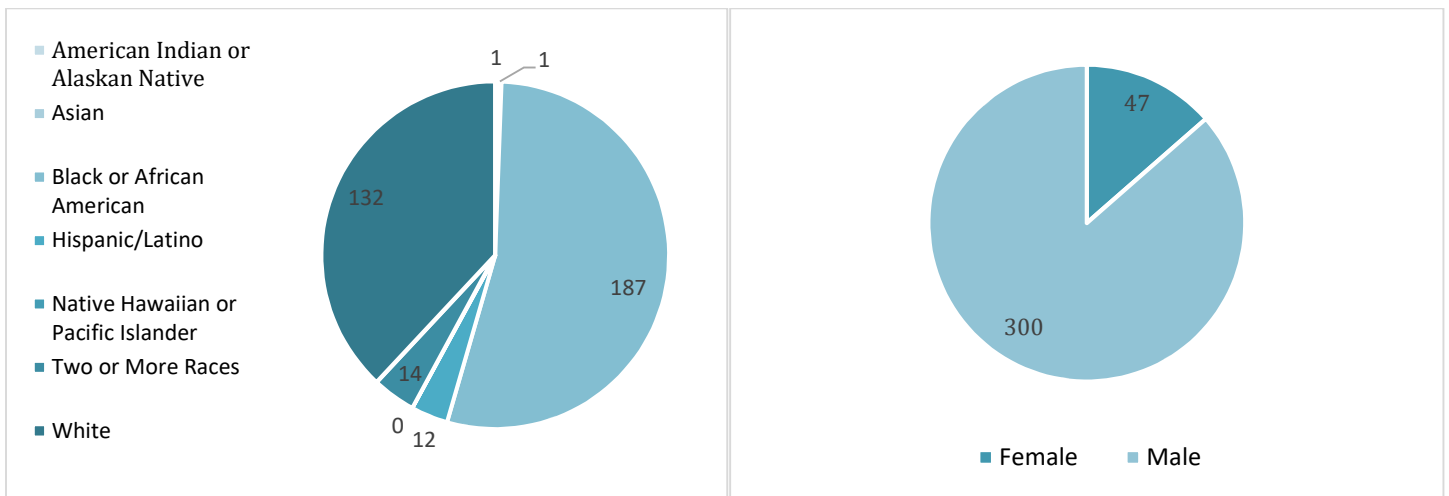


Table 4. Seclusion / Restraint Count of Incidents & Students by Race / Ethnicity Statewide Summary, 2019-2020 School Year

Race / Ethnicity	IEP Student Count	Incident Student Count	Incident Percentage
American Indian or Alaskan Native	550	1	0.1818%
Asian	804	1	0.1244%



Race / Ethnicity	IEP Student Count	Incident Student Count	Incident Percentage
Black or African American	45,361	187	0.4122%
Hispanic/Latino	5,120	12	0.2344%
Native Hawaiian or Pacific Islander	62	0	0.0000%
Two or More Races	2,453	14	0.5707%
White	39,797	132	0.3317%
Total	94,147	347	0.3686%

Table 5. Seclusion / Restraint Count of Incidents & Students by Gender Statewide Summary, 2019-2020 School Year

Gender	IEP Student Count	Incident Student Count	Incident Percentage
Female	30,821	47	0.1525%
Male	63,326	300	0.4737%
Total	94,147	347	0.3686%

#### APPENDIX - SECLUSION / RESTRAINT TABLES

The following tables show seclusion/restraint data disaggregated by various variables, and all seclusion and restraint policies submitted by school systems to the LDOE.

The LDOE has modified and/or suppressed data reported to protect the privacy of students in compliance with the Family Educational Rights and Privacy Act (FERPA) codified at 20 U.S.C. 1232g. The strategies used to protect privacy vary and may include rounding or other techniques but do not substantially affect the general usefulness of the data. Because of the privacy protections, numerical and percentage totals may not add precisely to the sum of the row or column to which the total refers.

Table 1. Seclusion & Restraint Count of Incidents & Students by School Site, 2019-2020 School Year

Table 2. Seclusion & Restraint Count of Incidents & Students by Age, 2019-2020 School Year

Table 3. Seclusion & Restraint Count of Incidents & Students by Primary Exceptionality, 2019-2020 School Year

Table 4. Seclusion & Restraint Count of Incidents & Students by Race / Ethnicity, 2019-2020 School Year

Table 5. Seclusion & Restraint Count of Incidents & Students by Gender, 2019-2020 School Year

Table 6. Seclusion / Restraint Policy Handbook Submission by LEA

Table 1. Seclusion & Restraint Count of Incidents & Students by School Site, 2019-2020 School Year

LEA Name	Seclusion / Restraint	School Name	Total Incidents	Total Students
Acadia Parish	Restraint	Central Rayne Kindergarten School	1	1
Acadia Parish	Restraint	Martin Petitjean Elementary School	3	2
Acadia Parish	Restraint	Richard Elementary School	1	1
Allen Parish	Restraint	Fairview High School	1	1
Allen Parish	Restraint	Reeves High School	3	2
Ascension Parish	Restraint	Central Primary School	1	1
Ascension Parish	Restraint	Duplessis Primary School	2	1

## Use of Seclusion and Restraint for Students with Disabilities 2019-2020 School Year Data Report

LEA Name	Seclusion / Restraint	School Name	Total Incidents	Total Students
Ascension Parish	Restraint	Galvez Primary School	7	3
Ascension Parish	Restraint	Gonzales Middle School	1	1
Ascension Parish	Restraint	Oak Grove Primary School	2	1
Ascension Parish	Restraint	Pecan Grove Primary School	2	2
Ascension Parish	Restraint	Spanish Lake Primary School	7	1
Avoyelles Parish	Restraint	Avoyelles High School	2	1
Avoyelles Parish	Restraint	Cottonport Elementary	1	1
Avoyelles Parish	Restraint	Lafargue Elementary School	2	1
Avoyelles Parish	Restraint	Marksville Elementary School	5	2
Bossier Parish	Restraint	Apollo Elementary School	1	1
Bossier Parish	Restraint	Bellaire Elementary School	14	1
Bossier Parish	Restraint	Elm Grove Middle School	1	1
Bossier Parish	Restraint	Haughton Elementary School	2	1
Bossier Parish	Restraint	Kingston Elementary School	1	1
Bossier Parish	Restraint	Legacy Elementary School	1	1
Bossier Parish	Restraint	Princeton Elementary School	9	2
Bossier Parish	Restraint	Stockwell Place Elementary School	1	1
Bossier Parish	Restraint	W.T. Lewis Elementary School	3	1
Bossier Parish	Restraint	Waller Elementary School	9	6
Caddo Parish	Restraint	Arthur Circle Elementary School	7	1
Caddo Parish	Restraint	E.B. Williams Stoner Hill Elementary School	1	1
Calcasieu Parish	Restraint	E. K. Key Elementary School	2	1
Calcasieu Parish	Restraint	Gillis Elementary School	1	1
Calcasieu Parish	Restraint	St. John Elementary School	17	4
Calcasieu Parish	Restraint	W. W. Lewis Middle School	1	1
Concordia Parish	Restraint	Ferriday Upper Elementary School	1	1
East Baton Rouge Parish	Restraint	Glen Oaks Park Elementary School	1	1
East Baton Rouge Parish	Restraint	Jefferson Terrace Elementary School	1	1
Iberia Parish	Restraint	Sugarland Elementary School	1	1
Iberville Parish	Restraint	Crescent Elementary/Junior High School	1	1
Iberville Parish	Restraint	East Iberville Elementary/High School	1	1
Jefferson Parish	Restraint	Kenner Discovery Health Sciences Academy	10	7
Jefferson Parish	Restraint	Marie B. Riviere Elementary School	1	1
Jefferson Davis Parish	Restraint	Lacassine High School	1	1
Lafayette Parish	Restraint	Acadian Middle School	1	1
Lafayette Parish	Restraint	Alice N. Boucher Elementary School	2	2
Lafayette Parish	Restraint	Carencro Middle School	1	1
Lafayette Parish	Restraint	Corporal Michael Middlebrook Elementary School	1	1
Lafayette Parish	Restraint	Ernest Gallet Elementary School	2	2
Lafayette Parish	Restraint	Evangeline Elementary School	1	1
Lafayette Parish	Restraint	J.W. Faulk Elementary School	1	1
Lafayette Parish	Restraint	Lerosen Preparatory Academy	1	1
Lafayette Parish	Restraint	Northside High School	2	1
Lafayette Parish	Restraint	S.J. Montgomery Elementary School	2	1
Lafayette Parish	Restraint	Scott Middle School	1	1

## Use of Seclusion and Restraint for Students with Disabilities 2019-2020 School Year Data Report

LEA Name	Seclusion / Restraint	School Name	Total Incidents	Total Students
Lafayette Parish	Restraint	Woodvale Elementary School	2	2
LaSalle Parish	Restraint	Goodpine Middle School	4	1
LaSalle Parish	Restraint	Jena Elementary School	4	1
Lincoln Parish	Restraint	Choudrant Elementary School	1	1
Lincoln Parish	Restraint	Simsboro High School	1	1
Livingston Parish	Restraint	Denham Springs Elementary School	7	2
Livingston Parish	Restraint	Juban Parc Elementary School	3	2
Livingston Parish	Restraint	Northside Elementary School	3	2
Livingston Parish	Restraint	Westside Junior High School	7	2
Rapides Parish	Restraint	Acadian Elementary	2	1
Rapides Parish	Restraint	Buckeye Elementary School	3	2
Rapides Parish	Restraint	Cherokee Elementary School	1	1
Rapides Parish	Restraint	D.F. Huddle Elementary	17	5
Rapides Parish	Restraint	Forest Hill Junior High School	3	2
Rapides Parish	Restraint	Horseshoe Drive Elementary School	5	3
Rapides Parish	Restraint	J.B. Nachman Elementary School	6	2
Rapides Parish	Restraint	J.I. Barron Sr. Elementary School	6	1
Rapides Parish	Restraint	Julius Patrick 6th Grade Academy	3	1
Rapides Parish	Restraint	L.S. Rugg Elementary School	3	2
Rapides Parish	Restraint	Lessie Moore Elementary School	22	4
Rapides Parish	Restraint	North Bayou Rapides Elementary	8	7
Rapides Parish	Restraint	Northwood High School	7	1
Rapides Parish	Restraint	Oak Hill High School	3	2
Rapides Parish	Restraint	Pineville Elementary School	2	1
Rapides Parish	Restraint	Pineville High School	8	2
Rapides Parish	Restraint	Rapides Training Academy	9	4
Rapides Parish	Restraint	Ruby-Wise Elementary School	4	1
Rapides Parish	Restraint	Tioga Elementary School	51	9
Rapides Parish	Restraint	W.O. Hall 6th Grade Academy	1	1
Sabine Parish	Restraint	Florien High School	3	2
Sabine Parish	Restraint	Many High School	1	1
St. Charles Parish	Restraint	Allemands Elementary School	17	5
St. Charles Parish	Restraint	Ethel Schoeffner Elementary School	2	1
St. Charles Parish	Restraint	Hahnville High School	1	1
St. Charles Parish	Restraint	J.B. Martin Middle School	6	2
St. Charles Parish	Restraint	Lakewood Elementary School	22	8
St. Charles Parish	Restraint	Luling Elementary School	3	2
St. Charles Parish	Restraint	Mimosa Park Elementary School	8	1
St. Charles Parish	Restraint	New Sarpy Elementary School	6	4
St. Charles Parish	Restraint	Norco Elementary School	1	1
St. Charles Parish	Restraint	R.J. Vial Elementary School	64	5
St. Charles Parish	Restraint	St. Rose Elementary School	2	1
St. John the Baptist Parish	Restraint	LaPlace Elementary School	1	1
St. Martin Parish	Restraint	St. Martinville Junior High School	1	1
St. Mary Parish	Restraint	Wyandotte Elementary School	1	1

## Use of Seclusion and Restraint for Students with Disabilities 2019-2020 School Year Data Report

LEA Name	Seclusion / Restraint	School Name	Total Incidents	Total Students
St. Tammany Parish	Restraint	Abita Springs Elementary School	5	1
St. Tammany Parish	Restraint	Abita Springs Middle School	2	1
St. Tammany Parish	Restraint	Bayou Woods Elementary School	2	1
St. Tammany Parish	Restraint	Bonne Ecole Elementary School	6	3
St. Tammany Parish	Restraint	Chahta-Ima Elementary School	11	4
St. Tammany Parish	Restraint	Covington Elementary School	13	3
St. Tammany Parish	Restraint	Cypress Cove Elementary School	28	9
St. Tammany Parish	Restraint	E. E. Lyon Elementary School	11	4
St. Tammany Parish	Restraint	Henry Mayfield Elementary School	9	3
St. Tammany Parish	Restraint	Honey Island Elementary School	5	3
St. Tammany Parish	Restraint	Joseph B. Lancaster Elementary School	1	1
St. Tammany Parish	Restraint	Lake Harbor Middle School	4	2
St. Tammany Parish	Restraint	Lakeshore High School	1	1
St. Tammany Parish	Restraint	Lee Road Junior High School	5	1
St. Tammany Parish	Restraint	Little Pearl Elementary School	4	2
St. Tammany Parish	Restraint	Madisonville Elementary School	3	1
St. Tammany Parish	Restraint	Mandeville Elementary School	8	5
St. Tammany Parish	Restraint	Mandeville Junior High School	9	2
St. Tammany Parish	Restraint	Pine View Middle School	7	4
St. Tammany Parish	Restraint	Pontchartrain Elementary School	1	1
St. Tammany Parish	Restraint	Riverside Elementary School	4	3
St. Tammany Parish	Restraint	Tchefuncte Middle School	2	2
St. Tammany Parish	Restraint	W.L. Abney Elementary School	8	2
St. Tammany Parish	Restraint	Whispering Forest Elementary School	3	1
St. Tammany Parish	Restraint	William Pitcher Junior High School	3	2
St. Tammany Parish	Restraint	Woodlake Elementary School	6	3
Tangipahoa Parish	Restraint	Chesbrough Elementary School	2	2
Tangipahoa Parish	Restraint	D.C. Reeves Elementary School	2	1
Tangipahoa Parish	Restraint	Florida Parishes Juvenile Detention Center	1	1
Tangipahoa Parish	Restraint	Hammond Eastside Magnet	2	2
Tangipahoa Parish	Restraint	Hammond Westside Montessori	12	3
Tangipahoa Parish	Restraint	Loranger Elementary School	2	1
Tangipahoa Parish	Restraint	Loranger Middle School	1	1
Tangipahoa Parish	Restraint	Martha Vinyard Elementary School	2	2
Tangipahoa Parish	Restraint	Natalbany Middle	2	1
Tangipahoa Parish	Restraint	Ponchatoula Junior High School	2	2
Tangipahoa Parish	Restraint	Tucker Memorial Elementary School	7	3
Vermilion Parish	Restraint	James A. Herod Elementary School	4	3
Vermilion Parish	Restraint	Leblanc Elementary School	4	2
Vermilion Parish	Restraint	Meaux Elementary School	2	1
Vermilion Parish	Restraint	Seventh Ward Elementary School	1	1
Vernon Parish	Restraint	Vernon Middle School	1	1
Washington Parish	Restraint	Franklinton Elementary School	7	2
Washington Parish	Restraint	Franklinton Primary School	1	1
Washington Parish	Restraint	Varnado High School	1	1

## Use of Seclusion and Restraint for Students with Disabilities 2019-2020 School Year Data Report

LEA Name	Seclusion / Restraint	School Name	Total Incidents	Total Students
Webster Parish	Restraint	Central Elementary School	3	1
Webster Parish	Restraint	J. A. Phillips Elementary School	1	1
Webster Parish	Restraint	J. L. Jones Elementary School	1	1
Webster Parish	Restraint	Lakeside Junior-Senior High School	2	1
Webster Parish	Restraint	Webster Junior High School	2	2
Central Community School District	Restraint	Tanglewood Elementary School	5	1
Delhi Charter School	Restraint	Delhi Charter School	2	1
Crescent City Schools	Restraint	Harriet Tubman Charter School	4	2
Crescent City Schools	Restraint	Paul Habans Charter School	28	9
ReNEW-Reinventing Education Inc.	Restraint	ReNEW SciTech Academy at Laurel	3	1
ARISE Schools	Restraint	Arise Academy	4	4
Akili Academy of New Orleans	Restraint	Akili Academy of New Orleans	3	1
Collegiate Academies	Restraint	Abramson Sci Academy	1	1
Collegiate Academies	Restraint	G W Carver High School	1	1
Collegiate Academies	Restraint	Livingston Collegiate Academy	1	1
New Orleans College Preparatory Academies	Restraint	Walter L. Cohen College Prep	1	1
Knowledge is Power Program (KIPP) N.O.	Restraint	KIPP Believe	1	1
FirstLine Schools, Inc.	Restraint	Arthur Ashe Charter School	2	1
FirstLine Schools, Inc.	Restraint	Phillis Wheatley Community School	5	3
FirstLine Schools, Inc.	Restraint	Samuel J. Green Charter School	2	2
Audubon Charter School	Restraint	Audubon Charter School	1	1
Edna Karr High School	Restraint	Edna Karr High School	1	1
ENCORE Academy	Restraint	ENCORE Academy	2	2
Bricolage Academy	Restraint	Bricolage Academy	4	2
Rosenwald Collegiate Academy	Restraint	Rosenwald Collegiate Academy	1	1
Opportunities Academy	Restraint	Opportunities Academy	37	10
Calcasieu Parish	Seclusion	Combre-Fondel Elementary School	1	1
Calcasieu Parish	Seclusion	Fairview Elementary School	1	1
Calcasieu Parish	Seclusion	Jessie D. Clifton Elementary School	1	1
Calcasieu Parish	Seclusion	John J. Johnson II Elementary School	2	1
Calcasieu Parish	Seclusion	St. John Elementary School	1	1
East Baton Rouge Parish	Seclusion	Jefferson Terrace Elementary School	1	1
Iberville Parish	Seclusion	Crescent Elementary/Junior High School	2	1
Iberville Parish	Seclusion	East Iberville Elementary/High School	3	1
Jefferson Davis Parish	Seclusion	Welsh Elementary School	1	1
Lafayette Parish	Seclusion	Carencro Middle School	1	1
Lincoln Parish	Seclusion	Simsboro High School	1	1
Livingston Parish	Seclusion	Denham Springs Elementary School	1	1
Livingston Parish	Seclusion	Northside Elementary School	1	1

## Use of Seclusion and Restraint for Students with Disabilities 2019-2020 School Year Data Report

LEA Name	Seclusion / Restraint	School Name	Total Incidents	Total Students
Livingston Parish	Seclusion	Westside Junior High School	5	1
Plaquemines Parish	Seclusion	Belle Chasse Primary School	3	2
Rapides Parish	Seclusion	L.S. Rugg Elementary School	1	1
Tangipahoa Parish	Seclusion	Tucker Memorial Elementary School	1	1
Vernon Parish	Seclusion	Vernon Middle School	1	1
Washington Parish	Seclusion	Franklinton Elementary School	3	1
Crescent City Schools	Seclusion	Harriet Tubman Charter School	48	6
Crescent City Schools	Seclusion	Paul Habans Charter School	91	14
Akili Academy of New Orleans	Seclusion	Akili Academy of New Orleans	20	2
Collegiate Academies	Seclusion	Abramson Sci Academy	8	2
Collegiate Academies	Seclusion	Livingston Collegiate Academy	6	6
FirstLine Schools, Inc.	Seclusion	Phillis Wheatley Community School	9	4
ENCORE Academy	Seclusion	ENCORE Academy	1	1
Bricolage Academy	Seclusion	Bricolage Academy	9	3
Total			1,038	385 <sup>3</sup>

Table 2. Seclusion & Restraint Count of Incidents & Students by Age, 2019-2020 School Year

LEA Name	Seclusion / Restraint	Age	Total Incidents	Total Students
Acadia Parish	Restraint	~	~	<10
Acadia Parish	Restraint	~	~	<10
Acadia Parish	Restraint	~	~	<10
Allen Parish	Restraint	~	~	<10
Allen Parish	Restraint	~	~	<10
Allen Parish	Restraint	~	~	<10
Ascension Parish	Restraint	~	~	<10
Ascension Parish	Restraint	~	~	<10
Ascension Parish	Restraint	~	~	<10
Ascension Parish	Restraint	~	~	<10
Ascension Parish	Restraint	~	~	<10
Ascension Parish	Restraint	~	~	<10
Ascension Parish	Restraint	~	~	<10
Ascension Parish	Restraint	~	~	<10
Avoyelles Parish	Restraint	~	~	<10
Avoyelles Parish	Restraint	~	~	<10
Avoyelles Parish	Restraint	~	~	<10
Avoyelles Parish	Restraint	~	~	<10
Bossier Parish	Restraint	~	~	<10
Bossier Parish	Restraint	~	~	<10
Bossier Parish	Restraint	~	~	<10
Bossier Parish	Restraint	~	~	<10

<sup>3</sup> Incidents of seclusion / restraint were counted separately by student. For example, if a student was secluded and restrained twice, that student is represented twice.

LEA Name	Seclusion / Restraint	Age	Total Incidents	Total Students
Bossier Parish	Restraint	~	~	<10
Bossier Parish	Restraint	~	~	<10
Bossier Parish	Restraint	~	~	<10
Caddo Parish	Restraint	~	~	<10
Caddo Parish	Restraint	~	~	<10
Calcasieu Parish	Restraint	~	~	<10
Calcasieu Parish	Restraint	~	~	<10
Calcasieu Parish	Restraint	~	~	<10
Calcasieu Parish	Restraint	~	~	<10
Calcasieu Parish	Restraint	~	~	<10
Calcasieu Parish	Restraint	~	~	<10
Calcasieu Parish	Restraint	~	~	<10
Concordia Parish	Restraint	~	~	<10
East Baton Rouge Parish	Restraint	~	~	<10
East Baton Rouge Parish	Restraint	~	~	<10
Iberia Parish	Restraint	~	~	<10
Iberville Parish	Restraint	~	~	<10
Iberville Parish	Restraint	~	~	<10
Jefferson Parish	Restraint	~	~	<10
Jefferson Parish	Restraint	~	~	<10
Jefferson Parish	Restraint	~	~	<10
Jefferson Parish	Restraint	~	~	<10
Jefferson Davis Parish	Restraint	~	~	<10
Lafayette Parish	Restraint	~	~	<10
Lafayette Parish	Restraint	~	~	<10
Lafayette Parish	Restraint	~	~	<10
Lafayette Parish	Restraint	~	~	<10
Lafayette Parish	Restraint	~	~	<10
Lafayette Parish	Restraint	~	~	<10
Lafayette Parish	Restraint	~	~	<10
Lafayette Parish	Restraint	~	~	<10
Lafayette Parish	Restraint	~	~	<10
LaSalle Parish	Restraint	~	~	<10
LaSalle Parish	Restraint	~	~	<10
Lincoln Parish	Restraint	~	~	<10
Lincoln Parish	Restraint	~	~	<10
Livingston Parish	Restraint	~	~	<10
Livingston Parish	Restraint	~	~	<10
Livingston Parish	Restraint	~	~	<10
Livingston Parish	Restraint	~	~	<10
Livingston Parish	Restraint	~	~	<10
Livingston Parish	Restraint	~	~	<10
Livingston Parish	Restraint	~	~	<10
Livingston Parish	Restraint	~	~	<10
Rapides Parish	Restraint	~	~	<10





**Use of Seclusion and Restraint for Students with Disabilities  
2019-2020 School Year Data Report**

LEA Name	Seclusion / Restraint	Age	Total Incidents	Total Students
Tangipahoa Parish	Restraint	~	~	<10
Vermilion Parish	Restraint	~	~	<10
Vermilion Parish	Restraint	~	~	<10
Vermilion Parish	Restraint	~	~	<10
Vermilion Parish	Restraint	~	~	<10
Vermilion Parish	Restraint	~	~	<10
Vernon Parish	Restraint	~	~	<10
Washington Parish	Restraint	~	~	<10
Washington Parish	Restraint	~	~	<10
Washington Parish	Restraint	~	~	<10
Webster Parish	Restraint	~	~	<10
Webster Parish	Restraint	~	~	<10
Webster Parish	Restraint	~	~	<10
Webster Parish	Restraint	~	~	<10
Webster Parish	Restraint	~	~	<10
Webster Parish	Restraint	~	~	<10
Central Community School District	Restraint	~	~	<10
Delhi Charter School	Restraint	~	~	<10
Crescent City Schools	Restraint	~	~	<10
Crescent City Schools	Restraint	~	~	<10
Crescent City Schools	Restraint	~	~	<10
Crescent City Schools	Restraint	~	~	<10
Crescent City Schools	Restraint	~	~	<10
Crescent City Schools	Restraint	~	~	<10
Crescent City Schools	Restraint	~	~	<10
ReNEW-Reinventing Education Inc.	Restraint	~	~	<10
ARISE Schools	Restraint	~	~	<10
ARISE Schools	Restraint	~	~	<10
ARISE Schools	Restraint	~	~	<10
Akili Academy of New Orleans	Restraint	~	~	<10
Collegiate Academies	Restraint	~	~	<10
Collegiate Academies	Restraint	~	~	<10
Collegiate Academies	Restraint	~	~	<10
New Orleans College Preparatory Academies	Restraint	~	~	<10
Knowledge is Power Program (KIPP) N.O.	Restraint	~	~	<10
FirstLine Schools, Inc.	Restraint	~	~	<10
FirstLine Schools, Inc.	Restraint	~	~	<10
FirstLine Schools, Inc.	Restraint	~	~	<10
FirstLine Schools, Inc.	Restraint	~	~	<10
Audubon Charter School	Restraint	~	~	<10
Edna Karr High School	Restraint	~	~	<10
ENCORE Academy	Restraint	~	~	<10
ENCORE Academy	Restraint	~	~	<10
Bricolage Academy	Restraint	~	~	<10
Bricolage Academy	Restraint	~	~	<10
Rosenwald Collegiate Academy	Restraint	~	~	<10

**Use of Seclusion and Restraint for Students with Disabilities  
2019-2020 School Year Data Report**

LEA Name	Seclusion / Restraint	Age	Total Incidents	Total Students
Opportunities Academy	Restraint	~	~	<10
Opportunities Academy	Restraint	~	~	<10
Opportunities Academy	Restraint	~	~	<10
Opportunities Academy	Restraint	~	~	<10
Calcasieu Parish	Seclusion	~	~	<10
Calcasieu Parish	Seclusion	~	~	<10
Calcasieu Parish	Seclusion	~	~	<10
East Baton Rouge Parish	Seclusion	~	~	<10
Iberville Parish	Seclusion	~	~	<10
Iberville Parish	Seclusion	~	~	<10
Jefferson Davis Parish	Seclusion	~	~	<10
Lafayette Parish	Seclusion	~	~	<10
Lincoln Parish	Seclusion	~	~	<10
Livingston Parish	Seclusion	~	~	<10
Livingston Parish	Seclusion	~	~	<10
Livingston Parish	Seclusion	~	~	<10
Plaquemines Parish	Seclusion	~	~	<10
Rapides Parish	Seclusion	~	~	<10
Tangipahoa Parish	Seclusion	~	~	<10
Vernon Parish	Seclusion	~	~	<10
Washington Parish	Seclusion	~	~	<10
Crescent City Schools	Seclusion	~	~	<10
Crescent City Schools	Seclusion	~	~	<10
Crescent City Schools	Seclusion	~	~	<10
Crescent City Schools	Seclusion	~	~	<10
Crescent City Schools	Seclusion	~	~	<10
Crescent City Schools	Seclusion	~	~	<10
Crescent City Schools	Seclusion	~	~	<10
Akili Academy of New Orleans	Seclusion	~	~	<10
Akili Academy of New Orleans	Seclusion	~	~	<10
Collegiate Academies	Seclusion	~	~	<10
Collegiate Academies	Seclusion	~	~	<10
Collegiate Academies	Seclusion	~	~	<10
Collegiate Academies	Seclusion	~	~	<10
FirstLine Schools, Inc.	Seclusion	~	~	<10
FirstLine Schools, Inc.	Seclusion	~	~	<10
ENCORE Academy	Seclusion	~	~	<10
Bricolage Academy	Seclusion	~	~	<10
Bricolage Academy	Seclusion	~	~	<10
	<b>Total</b>		<b>1,038</b>	<b>376</b>





**Use of Seclusion and Restraint for Students with Disabilities  
2019-2020 School Year Data Report**

LEA Name	Seclusion / Restraint	Primary Exceptionality	Total Incidents	Total Students
Vernon Parish	Restraint	~	~	<10
Washington Parish	Restraint	~	~	<10
Washington Parish	Restraint	~	~	<10
Washington Parish	Restraint	~	~	<10
Washington Parish	Restraint	~	~	<10
Webster Parish	Restraint	~	~	<10
Webster Parish	Restraint	~	~	<10
Webster Parish	Restraint	~	~	<10
Central Community School District	Restraint	~	~	<10
Delhi Charter School	Restraint	~	~	<10
Crescent City Schools	Restraint	~	~	<10
Crescent City Schools	Restraint	~	~	<10
Crescent City Schools	Restraint	~	~	<10
Crescent City Schools	Restraint	~	~	<10
Crescent City Schools	Restraint	~	~	<10
ReNEW-Reinventing Education Inc.	Restraint	~	~	<10
ARISE Schools	Restraint	~	~	<10
ARISE Schools	Restraint	~	~	<10
ARISE Schools	Restraint	~	~	<10
ARISE Schools	Restraint	~	~	<10
Akili Academy of New Orleans	Restraint	~	~	<10
Collegiate Academies	Restraint	~	~	<10
Collegiate Academies	Restraint	~	~	<10
New Orleans College Preparatory Academies	Restraint	~	~	<10
Knowledge is Power Program (KIPP) N.O.	Restraint	~	~	<10
FirstLine Schools, Inc.	Restraint	~	~	<10
FirstLine Schools, Inc.	Restraint	~	~	<10
Audubon Charter School	Restraint	~	~	<10
Edna Karr High School	Restraint	~	~	<10
ENCORE Academy	Restraint	~	~	<10
ENCORE Academy	Restraint	~	~	<10
Bricolage Academy	Restraint	~	~	<10
Bricolage Academy	Restraint	~	~	<10
Rosenwald Collegiate Academy	Restraint	~	~	<10
Opportunities Academy	Restraint	~	~	<10
Opportunities Academy	Restraint	~	~	<10
Opportunities Academy	Restraint	~	~	<10
Opportunities Academy	Restraint	~	~	<10
Calcasieu Parish	Seclusion	~	~	<10
Calcasieu Parish	Seclusion	~	~	<10
Calcasieu Parish	Seclusion	~	~	<10
Calcasieu Parish	Seclusion	~	~	<10
Calcasieu Parish	Seclusion	~	~	<10
East Baton Rouge Parish	Seclusion	~	~	<10

**Use of Seclusion and Restraint for Students with Disabilities  
2019-2020 School Year Data Report**

LEA Name	Seclusion / Restraint	Primary Exceptionality	Total Incidents	Total Students
Iberville Parish	Seclusion	~	~	<10
Iberville Parish	Seclusion	~	~	<10
Jefferson Davis Parish	Seclusion	~	~	<10
Lafayette Parish	Seclusion	~	~	<10
Lincoln Parish	Seclusion	~	~	<10
Livingston Parish	Seclusion	~	~	<10
Livingston Parish	Seclusion	~	~	<10
Livingston Parish	Seclusion	~	~	<10
Plaquemines Parish	Seclusion	~	~	<10
Rapides Parish	Seclusion	~	~	<10
Tangipahoa Parish	Seclusion	~	~	<10
Vernon Parish	Seclusion	~	~	<10
Washington Parish	Seclusion	~	~	<10
Crescent City Schools	Seclusion	~	~	<10
Crescent City Schools	Seclusion	~	~	<10
Crescent City Schools	Seclusion	~	~	<10
Crescent City Schools	Seclusion	~	~	<10
Crescent City Schools	Seclusion	~	~	<10
Crescent City Schools	Seclusion	~	~	<10
Crescent City Schools	Seclusion	~	~	<10
Crescent City Schools	Seclusion	~	~	<10
Crescent City Schools	Seclusion	~	~	<10
Akili Academy of New Orleans	Seclusion	~	~	<10
Collegiate Academies	Seclusion	~	~	<10
Collegiate Academies	Seclusion	~	~	<10
Collegiate Academies	Seclusion	~	~	<10
Collegiate Academies	Seclusion	~	~	<10
FirstLine Schools, Inc.	Seclusion	~	~	<10
FirstLine Schools, Inc.	Seclusion	~	~	<10
ENCORE Academy	Seclusion	~	~	<10
Bricolage Academy	Seclusion	~	~	<10
Bricolage Academy	Seclusion	~	~	<10
Bricolage Academy	Seclusion	~	~	<10
	<b>Total</b>		<b>1,038</b>	<b>376</b>

Table 4. Seclusion & Restraint Count of Incidents & Students by Race / Ethnicity, 2019-2020 School Year

LEA Name	Seclusion / Restraint	Race / Ethnicity	Total Incidents	Total Students
Acadia Parish	Restraint	~	~	<10
Acadia Parish	Restraint	~	~	<10
Allen Parish	Restraint	~	~	<10
Ascension Parish	Restraint	~	~	<10
Ascension Parish	Restraint	~	~	<10
Ascension Parish	Restraint	~	~	<10

**Use of Seclusion and Restraint for Students with Disabilities  
2019-2020 School Year Data Report**

LEA Name	Seclusion / Restraint	Race / Ethnicity	Total Incidents	Total Students
Avoyelles Parish	Restraint	~	~	<10
Avoyelles Parish	Restraint	~	~	<10
Bossier Parish	Restraint	Black or African American	27	10
Bossier Parish	Restraint	~	~	<10
Caddo Parish	Restraint	~	~	<10
Calcasieu Parish	Restraint	~	~	<10
Concordia Parish	Restraint	~	~	<10
East Baton Rouge Parish	Restraint	~	~	<10
Iberia Parish	Restraint	~	~	<10
Iberville Parish	Restraint	~	~	<10
Iberville Parish	Restraint	~	~	<10
Jefferson Parish	Restraint	~	~	<10
Jefferson Davis Parish	Restraint	~	~	<10
Lafayette Parish	Restraint	~	~	<10
Lafayette Parish	Restraint	~	~	<10
Lafayette Parish	Restraint	~	~	<10
LaSalle Parish	Restraint	~	~	<10
LaSalle Parish	Restraint	~	~	<10
Lincoln Parish	Restraint	~	~	<10
Lincoln Parish	Restraint	~	~	<10
Livingston Parish	Restraint	~	~	<10
Livingston Parish	Restraint	~	~	<10
Rapides Parish	Restraint	Black or African American	108	29
Rapides Parish	Restraint	White	56	17
Sabine Parish	Restraint	~	~	<10
St. Charles Parish	Restraint	Black or African American	44	14
St. Charles Parish	Restraint	~	~	<10
St. Charles Parish	Restraint	~	~	<10
St. Charles Parish	Restraint	White	83	12
St. John the Baptist Parish	Restraint	~	~	<10
St. Martin Parish	Restraint	~	~	<10
St. Mary Parish	Restraint	~	~	<10
St. Tammany Parish	Restraint	Black or African American	62	19
St. Tammany Parish	Restraint	~	~	<10
St. Tammany Parish	Restraint	~	~	<10
St. Tammany Parish	Restraint	White	90	38
Tangipahoa Parish	Restraint	Black or African American	21	12
Tangipahoa Parish	Restraint	~	~	<10
Tangipahoa Parish	Restraint	~	~	<10
Vermilion Parish	Restraint	~	~	<10
Vermilion Parish	Restraint	~	~	<10
Vernon Parish	Restraint	~	~	<10
Washington Parish	Restraint	~	~	<10
Washington Parish	Restraint	~	~	<10
Webster Parish	Restraint	~	~	<10

LEA Name	Seclusion / Restraint	Race / Ethnicity	Total Incidents	Total Students
Webster Parish	Restraint	~	~	<10
Central Community School District	Restraint	~	~	<10
Delhi Charter School	Restraint	~	~	<10
Crescent City Schools	Restraint	~	~	<10
Crescent City Schools	Restraint	Black or African American	31	10
ReNEW-Reinventing Education Inc.	Restraint	~	~	<10
ARISE Schools	Restraint	~	~	<10
Akili Academy of New Orleans	Restraint	~	~	<10
Collegiate Academies	Restraint	~	~	<10
New Orleans College Preparatory Academies	Restraint	~	~	<10
Knowledge is Power Program (KIPP) N.O.	Restraint	~	~	<10
FirstLine Schools, Inc.	Restraint	~	~	<10
FirstLine Schools, Inc.	Restraint	~	~	<10
Audubon Charter School	Restraint	~	~	<10
Edna Karr High School	Restraint	~	~	<10
ENCORE Academy	Restraint	~	~	<10
Bricolage Academy	Restraint	~	~	<10
Bricolage Academy	Restraint	~	~	<10
Rosenwald Collegiate Academy	Restraint	~	~	<10
Opportunities Academy	Restraint	~	~	<10
Opportunities Academy	Restraint	~	~	<10
Opportunities Academy	Restraint	~	~	<10
Calcasieu Parish	Seclusion	~	~	<10
Calcasieu Parish	Seclusion	~	~	<10
East Baton Rouge Parish	Seclusion	~	~	<10
Iberville Parish	Seclusion	~	~	<10
Iberville Parish	Seclusion	~	~	<10
Jefferson Davis Parish	Seclusion	~	~	<10
Lafayette Parish	Seclusion	~	~	<10
Lincoln Parish	Seclusion	~	~	<10
Livingston Parish	Seclusion	~	~	<10
Plaquemines Parish	Seclusion	~	~	<10
Rapides Parish	Seclusion	~	~	<10
Tangipahoa Parish	Seclusion	~	~	<10
Vernon Parish	Seclusion	~	~	<10
Washington Parish	Seclusion	~	~	<10
Crescent City Schools	Seclusion	~	~	<10
Crescent City Schools	Seclusion	Black or African American	138	19
Akili Academy of New Orleans	Seclusion	~	~	<10
Collegiate Academies	Seclusion	~	~	<10
FirstLine Schools, Inc.	Seclusion	~	~	<10
FirstLine Schools, Inc.	Seclusion	~	~	<10
ENCORE Academy	Seclusion	~	~	<10
Bricolage Academy	Seclusion	~	~	<10



LEA Name	Seclusion / Restraint	Race / Ethnicity	Total Incidents	Total Students
Bricolage Academy	Seclusion	~	~	<10
	Total		1,038	376

Table 5. Seclusion & Restraint Count of Incidents & Students by Gender, 2019-2020 School Year

LEA Name	Seclusion / Restraint	Gender	Total Incidents	Total Students
Acadia Parish	Restraint	~	~	<10
Allen Parish	Restraint	~	~	<10
Allen Parish	Restraint	~	~	<10
Ascension Parish	Restraint	Male	22	10
Avoyelles Parish	Restraint	~	~	<10
Avoyelles Parish	Restraint	~	~	<10
Bossier Parish	Restraint	~	~	<10
Bossier Parish	Restraint	Male	40	14
Caddo Parish	Restraint	~	~	<10
Calcasieu Parish	Restraint	~	~	<10
Concordia Parish	Restraint	~	~	<10
East Baton Rouge Parish	Restraint	~	~	<10
Iberia Parish	Restraint	~	~	<10
Iberville Parish	Restraint	~	~	<10
Jefferson Parish	Restraint	~	~	<10
Jefferson Parish	Restraint	~	~	<10
Jefferson Davis Parish	Restraint	~	~	<10
Lafayette Parish	Restraint	~	~	<10
Lafayette Parish	Restraint	Male	15	13
LaSalle Parish	Restraint	~	~	<10
Lincoln Parish	Restraint	~	~	<10
Lincoln Parish	Restraint	~	~	<10
Livingston Parish	Restraint	~	~	<10
Rapides Parish	Restraint	~	~	<10
Rapides Parish	Restraint	Male	146	37
Sabine Parish	Restraint	~	~	<10
St. Charles Parish	Restraint	~	~	<10
St. Charles Parish	Restraint	Male	113	23
St. John the Baptist Parish	Restraint	~	~	<10
St. Martin Parish	Restraint	~	~	<10
St. Mary Parish	Restraint	~	~	<10
St. Tammany Parish	Restraint	~	~	<10
St. Tammany Parish	Restraint	Male	147	56
Tangipahoa Parish	Restraint	~	~	<10
Tangipahoa Parish	Restraint	Male	32	16
Vermilion Parish	Restraint	~	~	<10
Vermilion Parish	Restraint	~	~	<10

**Use of Seclusion and Restraint for Students with Disabilities  
2019-2020 School Year Data Report**

LEA Name	Seclusion / Restraint	Gender	Total Incidents	Total Students
Vernon Parish	Restraint	~	~	<10
Washington Parish	Restraint	~	~	<10
Washington Parish	Restraint	~	~	<10
Webster Parish	Restraint	~	~	<10
Webster Parish	Restraint	~	~	<10
Central Community School District	Restraint	~	~	<10
Delhi Charter School	Restraint	~	~	<10
Crescent City Schools	Restraint	Male	32	11
ReNEW-Reinventing Education Inc.	Restraint	~	~	<10
ARISE Schools	Restraint	~	~	<10
ARISE Schools	Restraint	~	~	<10
Akili Academy of New Orleans	Restraint	~	~	<10
Collegiate Academies	Restraint	~	~	<10
New Orleans College Preparatory Academies	Restraint	~	~	<10
Knowledge is Power Program (KIPP) N.O.	Restraint	~	~	<10
FirstLine Schools, Inc.	Restraint	~	~	<10
FirstLine Schools, Inc.	Restraint	~	~	<10
Audubon Charter School	Restraint	~	~	<10
Edna Karr High School	Restraint	~	~	<10
ENCORE Academy	Restraint	~	~	<10
Bricolage Academy	Restraint	~	~	<10
Rosenwald Collegiate Academy	Restraint	~	~	<10
Opportunities Academy	Restraint	~	~	<10
Opportunities Academy	Restraint	~	~	<10
Calcasieu Parish	Seclusion	~	~	<10
East Baton Rouge Parish	Seclusion	~	~	<10
Iberville Parish	Seclusion	~	~	<10
Jefferson Davis Parish	Seclusion	~	~	<10
Lafayette Parish	Seclusion	~	~	<10
Lincoln Parish	Seclusion	~	~	<10
Livingston Parish	Seclusion	~	~	<10
Plaquemines Parish	Seclusion	~	~	<10
Rapides Parish	Seclusion	~	~	<10
Tangipahoa Parish	Seclusion	~	~	<10
Vernon Parish	Seclusion	~	~	<10
Washington Parish	Seclusion	~	~	<10
Crescent City Schools	Seclusion	Male	139	20
Akili Academy of New Orleans	Seclusion	~	~	<10
Collegiate Academies	Seclusion	~	~	<10
Collegiate Academies	Seclusion	~	~	<10
FirstLine Schools, Inc.	Seclusion	~	~	<10
FirstLine Schools, Inc.	Seclusion	~	~	<10
ENCORE Academy	Seclusion	~	~	<10
Bricolage Academy	Seclusion	~	~	<10
	<b>Total</b>		<b>1,038</b>	<b>376</b>

*Table 6. Seclusion / Restraint Policy Handbook Submission by LEA*

LEA Name	Handbook Submission
Acadia Parish	Submitted
Allen Parish	Submitted
Ascension Parish	Submitted
Assumption Parish	Submitted
Avoyelles Parish	Submitted
Beauregard Parish	Submitted
Bienville Parish	Submitted
Bossier Parish	Submitted
Caddo Parish	Submitted
Calcasieu Parish	Submitted
Caldwell Parish	Submitted
Cameron Parish	Submitted
Catahoula Parish	Submitted
Claiborne Parish	Submitted
Concordia Parish	Submitted
DeSoto Parish	Submitted
East Baton Rouge Parish	Submitted
East Carroll Parish	Submitted
East Feliciana Parish	Submitted
Evangeline Parish	Submitted
Franklin Parish	Submitted
Grant Parish	Submitted
Iberia Parish	Submitted
Iberville Parish	Submitted
Jackson Parish	Submitted
Jefferson Parish	Submitted
Jefferson Davis Parish	Submitted
Lafayette Parish	Submitted
Lafourche Parish	Submitted
LaSalle Parish	Submitted
Lincoln Parish	Submitted
Livingston Parish	Submitted
Madison Parish	Submitted
Morehouse Parish	Submitted
Natchitoches Parish	Submitted
Orleans Parish	Submitted
Ouachita Parish	Submitted
Plaquemines Parish	Submitted
Pointe Coupee Parish	Submitted
Rapides Parish	Submitted
Red River Parish	Submitted
Richland Parish	Submitted
Sabine Parish	Submitted
St. Bernard Parish	Submitted

LEA Name	Handbook Submission
St. Charles Parish	Submitted
St. Helena Parish	Submitted
St. James Parish	Submitted
St. John the Baptist Parish	Submitted
St. Landry Parish	Submitted
St. Martin Parish	Submitted
St. Mary Parish	Submitted
St. Tammany Parish	Submitted
Tangipahoa Parish	Submitted
Tensas Parish	Submitted
Terrebonne Parish	Submitted
Union Parish	Submitted
Vermilion Parish	Submitted
Vernon Parish	Submitted
Washington Parish	Submitted
Webster Parish	Submitted
West Baton Rouge Parish	Submitted
West Carroll Parish	Submitted
West Feliciana Parish	Submitted
Winn Parish	Submitted
City of Monroe School District	Submitted
City of Bogalusa School District	Submitted
Zachary Community School District	Submitted
City of Baker School District	Submitted
Central Community School District	Submitted
Special School District	Submitted
New Beginnings Schools Foundation	Submitted
LA Schools for the Deaf and Visually Impaired	Submitted
Louisiana Special Education Center	Submitted
New Vision Learning Academy	Submitted
V. B. Glencoe Charter School	Submitted
International School of Louisiana	Submitted
Avoyelles Public Charter School	Not Submitted
New Orleans Center for Creative Arts	Submitted
Delhi Charter School	Submitted
Belle Chasse Academy, Inc.	Submitted
The MAX Charter School	Submitted
D'Arbonne Woods Charter School	Submitted
Community School for Apprenticeship Learning, Inc.	Submitted
Voices for International Business & Education	Submitted
University View Academy, Inc. (FRM LA Connections)	Submitted
Lake Charles Charter Academy Foundation, Inc.	Submitted
Lycee Francais de la Nouvelle-Orleans	Submitted
New Orleans Military & Maritime Academy	Submitted
Educators for Quality Alternatives	Submitted
Crescent City Schools	Submitted

LEA Name	Handbook Submission
Community Leaders Advocating Student Success	Submitted
Morris Jeff Community School	Submitted
ReNEW-Reinventing Education, Inc.	Submitted
ARISE Schools	Submitted
Success Preparatory Academy	Submitted
Akili Academy of New Orleans	Submitted
Collegiate Academies	Submitted
New Orleans College Preparatory Academies	Submitted
Pelican Educational Foundation	Submitted
Dryades YMCA	Submitted
Choice Foundation	Submitted
Algiers Charter Schools Association (ACSA)	Submitted
Recovery School District-LDE (Linwood Public Charter)	Not Submitted
Institute for Academic Excellence	Submitted
Knowledge is Power Program (KIPP) N.O.	Submitted
FirstLine Schools, Inc.	Submitted
Better Choice Foundation	Submitted
Redesign Schools Louisiana	Submitted
Thrive Academy	Not Submitted
Noble Minds	Submitted
JCFA-East	Submitted
Advantage Charter Academy	Submitted
JCFA Lafayette	Submitted
Willow Charter Academy	Submitted
Dr. Martin Luther King Charter School for Science / Technology	Submitted
Joseph A. Craig Charter School	Submitted
Lincoln Preparatory School: A TMCF Collegiate Academy	Submitted
Greater Grace Charter Academy Inc.	Submitted
Iberville Charter Academy	Submitted
Delta Charter Group	Submitted
Lake Charles College Prep	Submitted
Northeast Claiborne Charter	Submitted
Acadiana Renaissance Charter Academy	Submitted
Louisiana Key Academy	Submitted
Lafayette Charter Foundation	Submitted
Impact Charter School	Submitted
RSD-Capitol Education Foundation	Submitted
Louisiana Virtual Charter Academy	Submitted
Southwest Louisiana Charter Academy	Submitted
JS Clark Leadership Academy	Submitted
Baton Rouge University Preparatory School, Inc.	Submitted
GEO Prep Academy of Greater Baton Rouge	Submitted
Democracy Prep Baton Rouge	Submitted
Audubon Charter School	Submitted
Einstein Charter School at Village De L'Est	Submitted
Benjamin Franklin High School	Submitted

LEA Name	Handbook Submission
Alice M Harte Elementary Charter School	Submitted
Edna Karr High School	Submitted
Lusher Charter School	Submitted
Eleanor McMain Secondary School	Submitted
Robert Russa Moton Charter School	Submitted
Lake Forest Elementary Charter School	Submitted
New Orleans Charter Science and Mathematics HS	Submitted
ENCORE Academy	Submitted
Bricolage Academy	Submitted
Wilson Charter School	Submitted
Einstein Charter High School at Sarah Towles Reed	Submitted
Einstein Charter Middle School at Sarah Towles Reed	Submitted
Einstein Charter at Sherwood Forest	Submitted
McDonogh 42 Charter School	Submitted
New Harmony High Institute	Submitted
Athlos Academy of Jefferson Parish	Submitted
Audubon Charter School - Gentilly	Submitted
Rosenwald Collegiate Academy	Submitted
Dwight D. Eisenhower Charter School	Submitted
Living School, Inc.	Submitted
GEO Next Generation High School	Not Submitted
Red River Charter Academy	Submitted
McDonogh 35 Senior High School	Submitted
Opportunities Academy	Submitted
IDEA Public Schools	Submitted
Collegiate Baton Rouge	Submitted
GEO Prep Mid-City of Greater Baton Rouge	Submitted