

### Background

Act 522 (2016) requires the Louisiana Department of Education (LDOE) to collect data on the use of seclusion and restraint for students with disabilities and produce an annual report that includes:

- the number of incidents of physical restraint disaggregated by school system, student age, race, ethnicity, gender, and student disability classification;
- the number of incidents of seclusion disaggregated by school system, student age, race, ethnicity, gender, and student disability classification; and
- a list of school systems that complied with the reporting requirements.

This report reflects data collected in the Special Education Reporting System (SER) and are specific to students with disabilities receiving special education services pursuant to the Individuals with Disabilities Education Act (IDEA). The LDOE is committed to reporting quality seclusion and restraint data. The LDOE directly engages local education agencies (LEAs) in a data verification process to ensure data reflected in this report are valid and reliable. The LDOE also communicates reporting requirements of the law to LEAs through standard communication methods including newsletter announcements and webinars. All data reflect seclusion and restraint incidents that occurred during the 2020-2021 school year.

### Results

During the 2020-2021 school year, 39 school systems submitted incidents of seclusion and restraint. These submissions include 780 incidents of seclusion and restraint involving 244 students with disabilities across the state. In total 0.25% of the total population of students with disabilities were reported as involved in incidents of seclusion and restraint.

Table 1. Seclusion / Restraint Overview by LEA, 2020-2021 School Year

LEA Name	Total Incidents	Total Students	Total IEPs	Students Secluded/ Restrained as % of Total IEPs
Acadia Parish	27	7	1,158	0.43%
Allen Parish	11	1	463	0.22%
Ascension Parish	15	9	2,508	0.36%
Assumption Parish	0	0	480	0.00%
Avoyelles Parish	36	7	618	1.13%
Beauregard Parish	1	1	985	0.10%
Bienville Parish	1	1	301	0.33%
Bossier Parish	32	17	3,535	0.42%
Caddo Parish	125	13	4,684	0.28%
Calcasieu Parish	3	3	4,763	0.06%
Caldwell Parish	0	0	301	0.00%
Cameron Parish	0	0	200	0.00%
Catahoula Parish	0	0	162	0.00%
Claiborne Parish	0	0	385	0.00%
Concordia Parish	0	0	427	0.00%
DeSoto Parish	3	3	511	0.59%
East Baton Rouge Parish	0	0	4,466	0.00%
East Carroll Parish	0	0	109	0.00%
East Feliciana Parish	0	0	229	0.00%

Use of Seclusion and Restraint for Students with Disabilities  
2020-2021 School Year Data Report

LEA Name	Total Incidents	Total Students	Total IEPs	Students Secluded/ Restrained as % of Total IEPs
Evangeline Parish	2	2	914	0.22%
Franklin Parish	5	3	492	0.61%
Grant Parish	0	0	643	0.00%
Iberia Parish	1	1	1,703	0.06%
Iberville Parish	4	1	484	0.21%
Jackson Parish	0	0	249	0.00%
Jefferson Parish	10	7	6,544	0.11%
Jefferson Davis Parish	4	2	799	0.25%
Lafayette Parish	1	1	3,061	0.03%
Lafourche Parish	26	7	1,421	0.49%
LaSalle Parish	11	1	310	0.32%
Lincoln Parish	2	2	1,085	0.18%
Livingston Parish	81	25	3,803	0.66%
Madison Parish	0	0	170	0.00%
Morehouse Parish	0	0	575	0.00%
Natchitoches Parish	0	0	674	0.00%
Orleans Parish	1	1	760	0.13%
Ouachita Parish	0	0	2,670	0.00%
Plaquemines Parish	0	0	604	0.00%
Pointe Coupee Parish	0	0	388	0.00%
Rapides Parish	67	29	3,047	0.95%
Red River Parish	0	0	196	0.00%
Richland Parish	0	0	395	0.00%
Sabine Parish	2	2	546	0.37%
St. Bernard Parish	7	2	939	0.21%
St. Charles Parish	80	20	1,189	1.51%
St. Helena Parish	0	0	218	0.00%
St. James Parish	0	0	563	0.00%
St. John the Baptist Parish	0	0	784	0.00%
St. Landry Parish	0	0	1,894	0.00%
St. Martin Parish	0	0	873	0.00%
St. Mary Parish	1	1	1,401	0.07%
St. Tammany Parish	87	39	7,446	0.51%
Tangipahoa Parish	17	11	2,738	0.40%
Tensas Parish	0	0	68	0.00%
Terrebonne Parish	0	0	2,037	0.00%
Union Parish	0	0	263	0.00%
Vermilion Parish	3	2	1,313	0.15%
Vernon Parish	5	3	1,245	0.24%
Washington Parish	0	0	1,027	0.00%
Webster Parish	6	4	871	0.46%
West Baton Rouge Parish	0	0	490	0.00%
West Carroll Parish	0	0	283	0.00%
West Feliciana Parish	0	0	342	0.00%

LEA Name	Total Incidents	Total Students	Total IEPs	Students Secluded/ Restrained as % of Total IEPs
Winn Parish	0	0	311	0.00%
City of Monroe School District	0	0	1,320	0.00%
City of Bogalusa School District	0	0	370	0.00%
Zachary Community School District	0	0	606	0.00%
City of Baker School District	0	0	123	0.00%
Central Community School District	0	0	502	0.00%
Special School District	0	0	234	0.00%
LA Schools for the Deaf and Visually Impaired	0	0	175	0.00%
New Vision Learning Academy	0	0	31	0.00%
V. B. Glencoe Charter School	0	0	38	0.00%
International School of Louisiana	0	0	104	0.00%
Avoyelles Public Charter School	0	0	41	0.00%
New Orleans Center for Creative Arts	0	0	6	0.00%
Delhi Charter School	13	1	62	1.61%
Belle Chasse Academy, Inc.	0	0	127	0.00%
The MAX Charter School	0	0	30	0.00%
D'Arbonne Woods Charter School	0	0	111	0.00%
Community School for Apprenticeship Learning, Inc.	0	0	31	0.00%
Voices for International Business & Education	0	0	29	0.00%
University View Academy, Inc. (FRM LA Connections)	0	0	457	0.00%
Lake Charles Charter Academy Foundation, Inc.	0	0	101	0.00%
Lycee Francais de la Nouvelle-Orleans	0	0	117	0.00%
New Orleans Military & Maritime Academy	0	0	95	0.00%
Educators for Quality Alternatives	0	0	120	0.00%
Crescent City Schools	54	6	289	2.08%
Community Leaders Advocating Student Success	0	0	64	0.00%
Morris Jeff Community School	0	0	229	0.00%
ReNEW-Reinventing Education, Inc.	0	0	718	0.00%
ARISE Schools	0	0	154	0.00%
Success Preparatory Academy	0	0	52	0.00%
Akili Academy of New Orleans	23	3	117	2.56%
Collegiate Academies	2	2	386	0.52%
New Orleans College Preparatory Academies	0	0	90	0.00%
Pelican Educational Foundation	0	0	39	0.00%
Dryades YMCA	0	0	29	0.00%
Algiers Charter Schools Association (ACSA)	0	0	197	0.00%
Recovery School District-LDE (Linwood Public Charter)	0	0	62	0.00%
Institute for Academic Excellence	0	0	43	0.00%
Knowledge is Power Program (KIPP) N.O.	2	1	841	0.12%
FirstLine Schools, Inc.	4	1	417	0.24%

LEA Name	Total Incidents	Total Students	Total IEPs	Students Secluded/ Restrained as % of Total IEPs
Redesign Schools Louisiana	0	0	138	0.00%
Thrive Academy	0	0	11	0.00%
Hynes Charter School Corporation	0	0	102	0.00%
Community Academies of New Orleans	0	0	201	0.00%
Noble Minds	0	0	29	0.00%
JCFA-East	0	0	28	0.00%
Advantage Charter Academy	0	0	49	0.00%
JCFA Lafayette	0	0	13	0.00%
Willow Charter Academy	0	0	69	0.00%
Dr. Martin Luther King Charter School for Science / Technology	0	0	86	0.00%
Lincoln Preparatory School: A TMCF Collegiate Academy	0	0	111	0.00%
Iberville Charter Academy	0	0	55	0.00%
Delta Charter Group	0	0	56	0.00%
Lake Charles College Prep	0	0	55	0.00%
Northeast Claiborne Charter	0	0	22	0.00%
Acadiana Renaissance Charter Academy	0	0	97	0.00%
Louisiana Key Academy	0	0	285	0.00%
Lafayette Charter Foundation	0	0	80	0.00%
Impact Charter School	0	0	29	0.00%
RSD-Capitol Education Foundation	0	0	42	0.00%
Louisiana Virtual Charter Academy	0	0	262	0.00%
Southwest Louisiana Charter Academy	0	0	72	0.00%
JS Clark Leadership Academy	0	0	10	0.00%
Baton Rouge University Preparatory School, Inc.	0	0	38	0.00%
GEO Prep Academy of Greater Baton Rouge	0	0	104	0.00%
Democracy Prep Baton Rouge	0	0	88	0.00%
Audubon Charter School	0	0	134	0.00%
Einstein Charter School at Village De L'Est	0	0	21	0.00%
Benjamin Franklin High School	0	0	12	0.00%
Alice M Harte Elementary Charter School	0	0	85	0.00%
Edna Karr High School	0	0	81	0.00%
Lusher Charter School	0	0	78	0.00%
Eleanor McMain Secondary School	0	0	98	0.00%
Robert Russa Moton Charter School	0	0	40	0.00%
Lake Forest Elementary Charter School	0	0	44	0.00%
New Orleans Charter Science and Mathematics High School	0	0	58	0.00%
ENCORE Academy	0	0	87	0.00%
Bricolage Academy	0	0	139	0.00%
Wilson Charter School	0	0	76	0.00%
Einstein Charter High School at Sarah Towles Reed	0	0	47	0.00%

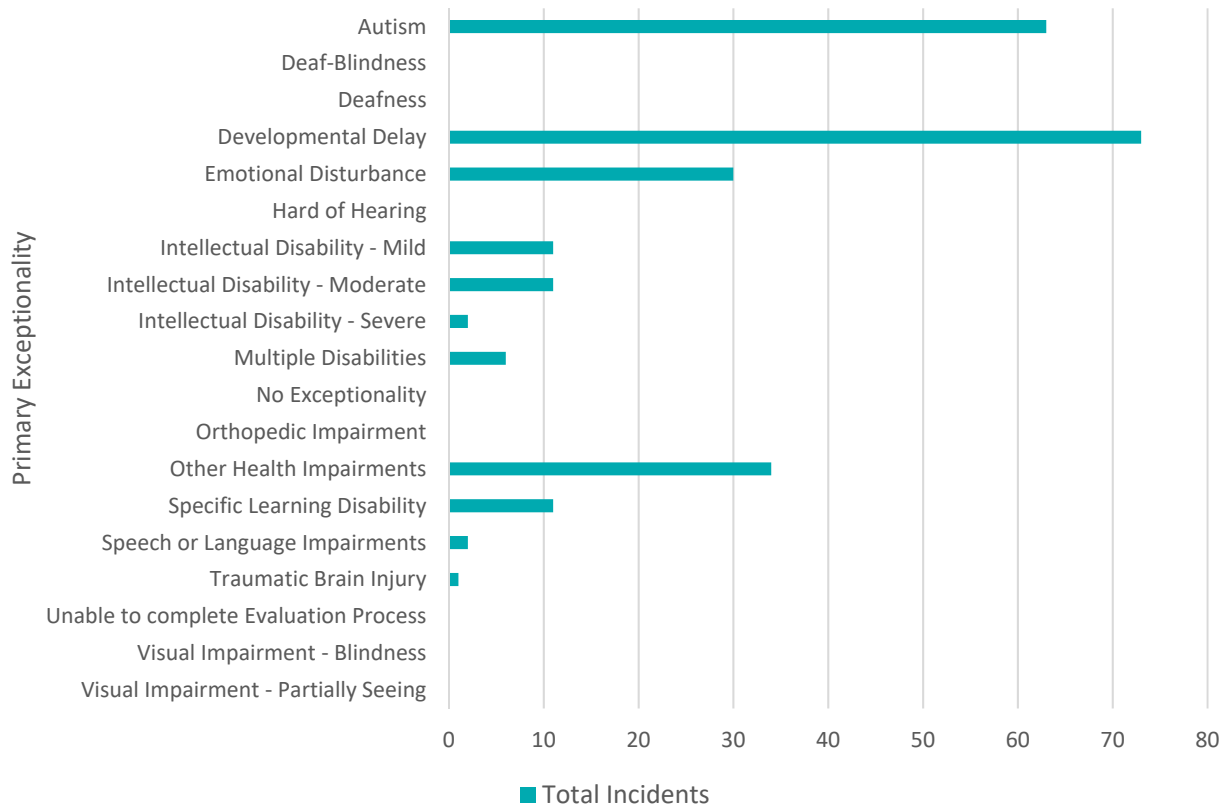
LEA Name	Total Incidents	Total Students	Total IEPs	Students Secluded/ Restrained as % of Total IEPs
Einstein Charter Middle School at Sarah Towles Reed	0	0	46	0.00%
Einstein Charter at Sherwood Forest	0	0	50	0.00%
McDonogh 42 Charter School	0	0	45	0.00%
New Harmony High Institute	0	0	35	0.00%
Athlos Academy of Jefferson Parish	0	0	109	0.00%
Audubon Charter School - Gentilly	0	0	65	0.00%
Rosenwald Collegiate Academy	0	0	66	0.00%
Dwight D. Eisenhower Charter School	0	0	74	0.00%
Living School, Inc.	0	0	19	0.00%
GEO Next Generation High School	0	0	19	0.00%
Red River Charter Academy	0	0	9	0.00%
McDonogh 35 Senior High School	0	0	46	0.00%
Opportunities Academy	5	3	67	4.48%
IDEA Public Schools	0	0	42	0.00%
Collegiate Baton Rouge	0	0	82	0.00%
GEO Prep Mid-City of Greater Baton Rouge	0	0	88	0.00%
Warren Easton Charter Foundation, Inc.	0	0	101	0.00%
Pierre A. Capdau Charter School	0	0	79	0.00%
Total	780	244 <sup>1</sup>	96,845 <sup>2</sup>	0.25%

<sup>1</sup> Incidents of seclusion / restraint were counted one time per student. If a student was restrained and secluded, the student is represented once.

<sup>2</sup> In the 2020-2021 school year, 96,845 students with disabilities had active IEPs.

The following charts show state level data aggregated by age, race, ethnicity, gender, and student disability classification. Each chart shows the number of students involved compared to the total universe of students with disabilities in the particular group.

*Chart 1. Total Incidents of Seclusion / Restraint by Primary Disability, 2020-2021 School Year*



*Table 2. Seclusion / Restraint Count of Incidents & Students by Primary Exceptionality Statewide Summary, 2020-2021 School Year*

Primary Exceptionality	Total Students	Total Incidents	Percentage of Students with Disability and Incident
Autism	7,929	63	0.7946%
Deaf-Blindness	10	0	0.0000%
Deafness	330	0	0.0000%
Developmental Delay	13,400	73	0.5448%
Emotional Disturbance	1,804	30	1.6630%
Hard of Hearing	835	0	0.0000%
Intellectual Disability - Mild	6,095	11	0.1805%
Intellectual Disability - Moderate	2,601	11	0.4229%
Intellectual Disability - Severe	303	2	0.6601%
Multiple Disabilities	1,179	6	0.5089%
No Exceptionality	1,250	0	0.0000%

Primary Exceptionality	Total Students	Total Incidents	Percentage of Students with Disability and Incident
Orthopedic Impairment	923	0	0.0000%
Other Health Impairments	13,012	34	0.2613%
Specific Learning Disability	30,207	11	0.0364%
Speech or Language Impairments	16,151	2	0.0124%
Traumatic Brain Injury	232	1	0.4310%
Unable to complete Evaluation Process	72	0	0.0000%
Visual Impairment - Blindness	218	0	0.0000%
Visual Impairment - Partially Seeing	294	0	0.0000%
<b>Total</b>	<b>96,845</b>	<b>244</b>	<b>0.2519%</b>

Chart 2. Total Incidents of Seclusion / Restraint by Age, 2020-2021 School Year

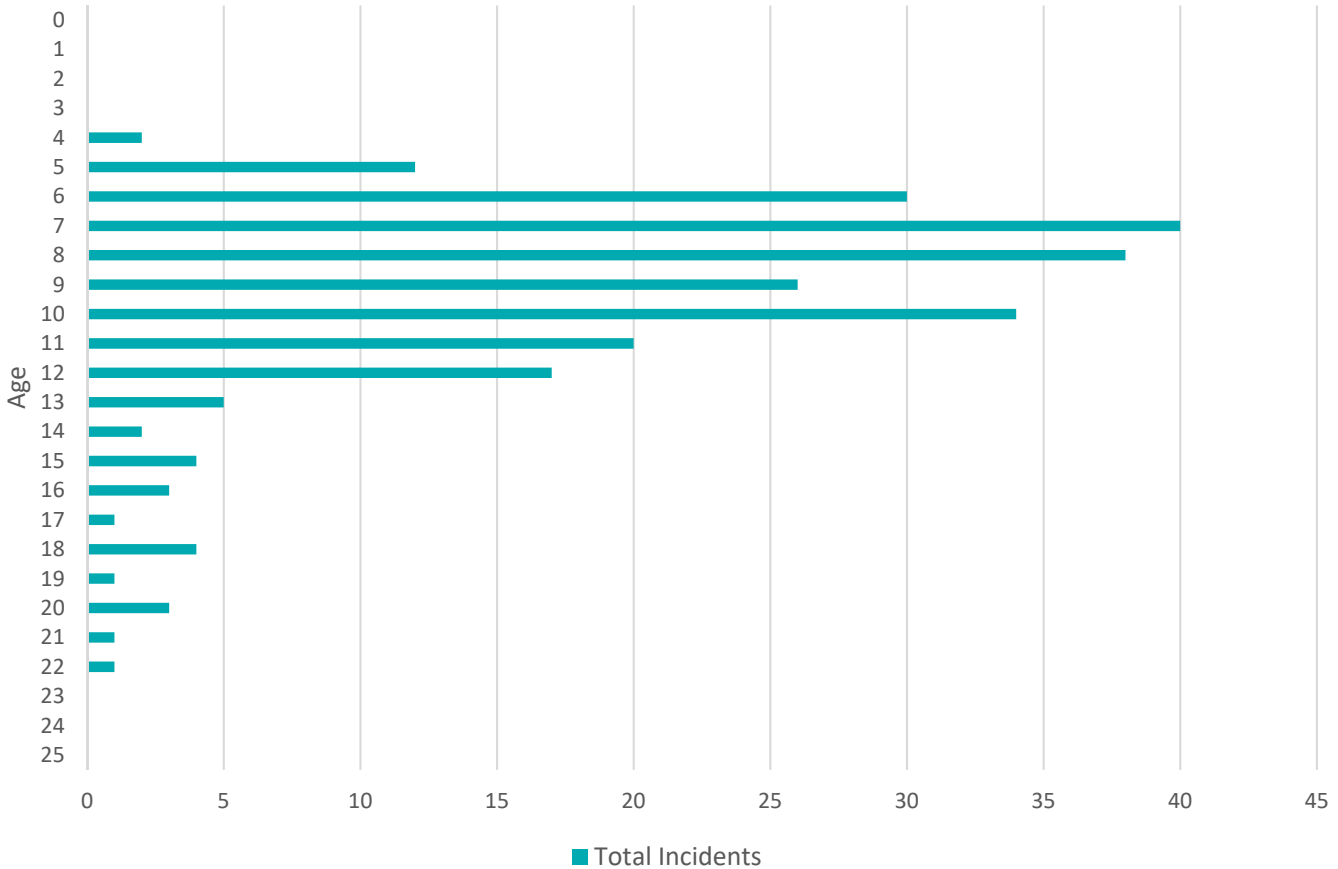


Table 3. Seclusion / Restraint Count of Incidents & Students by Age Statewide Summary, 2020-2021 School Year

Age	IEP Student Count	Incident Student Count	Incident Percentage
0	1	0	0.0000%
1	0	0	0.0000%
2	12	0	0.0000%

Age	IEP Student Count	Incident Student Count	Incident Percentage
3	1,818	0	0.0000%
4	3,379	2	0.0592%
5	4,888	12	0.2455%
6	6,064	30	0.4947%
7	7,082	40	0.5648%
8	7,116	38	0.5340%
9	6,869	26	0.3785%
10	6,813	34	0.4990%
11	6,658	20	0.3004%
12	6,906	17	0.2462%
13	6,855	5	0.0729%
14	6,740	2	0.0297%
15	6,260	4	0.0639%
16	5,808	3	0.0517%
17	5,144	1	0.0194%
18	4,520	4	0.0885%
19	2,658	1	0.0376%
20	728	3	0.4121%
21	302	1	0.3311%
22	193	1	0.5181%
23	15	0	0.0000%
24	11	0	0.0000%
25	5	0	0.0000%
<b>Total</b>	<b>96,845</b>	<b>244</b>	<b>0.2519%</b>

*Charts 3, 4. Total Incidents of Seclusion / Restraint by Race / Ethnicity, and Gender, 2020-2021 School Year*

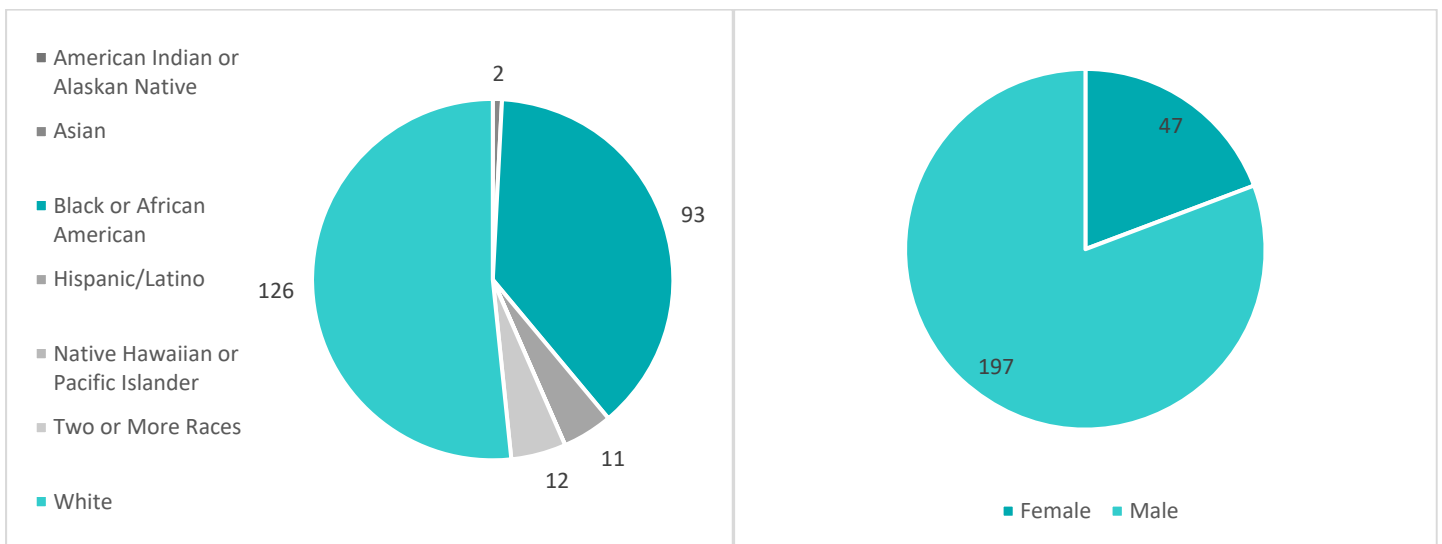




Table 4. Seclusion / Restraint Count of Incidents & Students by Race / Ethnicity Statewide Summary, 2020-2021 School Year

Race / Ethnicity	IEP Student Count	Incident Student Count	Incident Percentage
American Indian or Alaskan Native	511	0	0.0000%
Asian	845	2	0.2367%
Black or African American	45,942	93	0.2024%
Hispanic/Latino	5,682	11	0.1936%
Native Hawaiian or Pacific Islander	58	0	0.0000%
Two or More Races	2,631	12	0.4561%
White	41,176	126	0.3060%
Total	96,845	244	0.2519%

Table 5. Seclusion / Restraint Count of Incidents & Students by Gender Statewide Summary, 2020-2021

Gender	IEP Student Count	Incident Student Count	Incident Percentage
Female	31,772	47	0.1479%
Male	65,073	197	0.3027%
Total	96,845	244	0.2519%

## APPENDIX – SECLUSION / RESTRAINT TABLES

The following tables show seclusion/restraint data disaggregated by various variables, and all seclusion and restraint policies submitted by school systems to the LDOE.

The LDOE has modified and/or suppressed data reported to protect the privacy of students in compliance with the Family Educational Rights and Privacy Act (FERPA) codified at 20 U.S.C. 1232g. The strategies used to protect privacy vary and may include rounding or other techniques but do not substantially affect the general usefulness of the data. Because of the privacy protections, numerical and percentage totals may not add precisely to the sum of the row or column to which the total refers.

Table 1. Seclusion & Restraint Count of Incidents & Students by School Site, 2020-2021 School Year

Table 2. Seclusion & Restraint Count of Incidents & Students by Age, 2020-2021 School Year

Table 3. Seclusion & Restraint Count of Incidents & Students by Primary Exceptionality, 2020-2021 School Year

Table 4. Seclusion & Restraint Count of Incidents & Students by Race / Ethnicity, 2020-2021 School Year

Table 5. Seclusion & Restraint Count of Incidents & Students by Gender, 2020-2021 School Year

Table 6. Seclusion / Restraint Policy Handbook Submission by LEA

Table 1. Seclusion & Restraint Count of Incidents & Students by School Site, 2020-2021 School Year

LEA Name	Seclusion / Restraint	School Name	Total Incidents	Total Students
Acadia Parish	Restraint	Martin Petitjean Elementary School	16	3
Acadia Parish	Restraint	Mire Elementary School	7	2
Acadia Parish	Restraint	Ross Elementary School	3	1
Acadia Parish	Restraint	South Rayne Elementary School	1	1

## Use of Seclusion and Restraint for Students with Disabilities 2020-2021 School Year Data Report

LEA Name	Seclusion / Restraint	School Name	Total Incidents	Total Students
Allen Parish	Restraint	Oakdale Elementary School	11	1
Ascension Parish	Restraint	Donaldsonville Primary School	1	1
Ascension Parish	Restraint	Duplessis Primary School	4	2
Ascension Parish	Restraint	G. W. Carver Primary School	1	1
Ascension Parish	Restraint	Galvez Primary School	4	2
Ascension Parish	Restraint	Lowery Elementary School	2	2
Ascension Parish	Restraint	Spanish Lake Primary School	3	1
Avoyelles Parish	Restraint	Cottonport Elementary	1	1
Avoyelles Parish	Restraint	Lafargue Elementary School	2	1
Avoyelles Parish	Restraint	Marksville Elementary School	30	2
Avoyelles Parish	Restraint	Marksville High School	1	1
Avoyelles Parish	Restraint	Plaucheville Elementary School	2	2
Beauregard Parish	Restraint	Pine Wood Elementary School	1	1
Bienville Parish	Restraint	Crawford Elementary School	1	1
Bossier Parish	Restraint	Apollo Elementary School	3	2
Bossier Parish	Restraint	Bellaire Elementary School	15	5
Bossier Parish	Restraint	Central Park Elementary School	3	1
Bossier Parish	Restraint	Curtis Elementary School	1	1
Bossier Parish	Restraint	Haughton Elementary School	3	2
Bossier Parish	Restraint	Sun City Elementary School	1	1
Bossier Parish	Restraint	T.L. Rodes Elementary School	1	1
Bossier Parish	Restraint	Waller Elementary School	4	3
Caddo Parish	Restraint	Blanchard Elementary School	19	3
Caddo Parish	Restraint	Broadmoor STEM Academy	87	4
Caddo Parish	Restraint	E.B. Williams Stoner Hill Elementary School	3	1
Caddo Parish	Restraint	Keithville Elementary/Middle School	10	1
Caddo Parish	Restraint	North Highlands Elementary School	1	1
Caddo Parish	Restraint	Northwood High School	1	1
Caddo Parish	Restraint	Summerfield Elementary School	1	1
Caddo Parish	Restraint	Walnut Hill Elementary/Middle School	1	1
Calcasieu Parish	Restraint	Dolby Elementary School	1	1
Calcasieu Parish	Restraint	J. I. Watson Elementary School	1	1
DeSoto Parish	Restraint	North DeSoto Upper Elementary School	2	2
Evangeline Parish	Restraint	Chataignier Elementary School	1	1
Evangeline Parish	Restraint	W. W. Stewart Elementary School	1	1
Franklin Parish	Restraint	Crowville School	4	2
Franklin Parish	Restraint	Winnsboro Elementary School	1	1
Iberia Parish	Restraint	Jefferson Island Road Elementary	1	1
Jefferson Parish	Restraint	Dr. John Ochsner Discovery Health Sciences Academy	2	1
Jefferson Parish	Restraint	Harahan School	1	1
Jefferson Parish	Restraint	Kenner Discovery Health Arts Sciences Academy	4	2
Jefferson Parish	Restraint	Lincoln School for the Arts	1	1
Jefferson Parish	Restraint	Rudolph Matas School	2	2
Jefferson Davis Parish	Restraint	Lacassine High School	3	2

## Use of Seclusion and Restraint for Students with Disabilities 2020-2021 School Year Data Report

LEA Name	Seclusion / Restraint	School Name	Total Incidents	Total Students
Lafayette Parish	Restraint	Ridge Elementary School	1	1
Lafourche Parish	Restraint	Bayou Community Academy Charter School	16	2
Lafourche Parish	Restraint	Cut Off Elementary School	3	1
Lafourche Parish	Restraint	Raceland Upper Elementary School	1	1
Lafourche Parish	Restraint	St. Charles Elementary School	1	1
Lafourche Parish	Restraint	W.S. Lafargue Elementary School	1	1
LaSalle Parish	Restraint	Jena Elementary School	7	1
Lincoln Parish	Restraint	Dubach School	1	1
Lincoln Parish	Restraint	Ruston Elementary School	1	1
Livingston Parish	Restraint	Denham Springs Elementary School	1	1
Livingston Parish	Restraint	Doyle Elementary School	3	2
Livingston Parish	Restraint	French Settlement Elementary School	2	2
Livingston Parish	Restraint	Freshwater Elementary School	4	3
Livingston Parish	Restraint	Juban Parc Elementary School	3	2
Livingston Parish	Restraint	Lewis Vincent Elementary School	1	1
Livingston Parish	Restraint	North Corbin Junior High School	2	1
Livingston Parish	Restraint	Northside Elementary School	8	2
Livingston Parish	Restraint	Seventh Ward Elementary School	15	4
Livingston Parish	Restraint	South Walker Elementary School	2	2
Livingston Parish	Restraint	Springfield Middle School	1	1
Livingston Parish	Restraint	Walker Elementary School	3	1
Livingston Parish	Restraint	Walker High School	1	1
Orleans Parish	Restraint	Mary D. Coghill Elementary School	1	1
Rapides Parish	Restraint	Alma Redwine Elementary	3	1
Rapides Parish	Restraint	Buckeye Elementary School	4	1
Rapides Parish	Restraint	Cherokee Elementary School	1	1
Rapides Parish	Restraint	Forest Hill Junior High School	1	1
Rapides Parish	Restraint	Horseshoe Drive Elementary School	2	1
Rapides Parish	Restraint	J.I. Barron Sr. Elementary School	8	2
Rapides Parish	Restraint	L.S. Rugg Elementary School	2	1
Rapides Parish	Restraint	Lessie Moore Elementary School	12	5
Rapides Parish	Restraint	Martin Park Elementary School	6	3
Rapides Parish	Restraint	North Bayou Rapides Elementary	7	5
Rapides Parish	Restraint	Northwood High School	5	1
Rapides Parish	Restraint	Pineville Elementary School	4	1
Rapides Parish	Restraint	Rapides Training Academy	6	3
Rapides Parish	Restraint	Tioga Elementary School	6	4
Sabine Parish	Restraint	Converse High School	1	1
Sabine Parish	Restraint	Zwolle Elementary School	1	1
St. Bernard Parish	Restraint	Andrew Jackson Middle School	3	1
St. Bernard Parish	Restraint	Lacoste Elementary School	2	1
St. Charles Parish	Restraint	Allemands Elementary School	5	2
St. Charles Parish	Restraint	Destrehan High School	4	1
St. Charles Parish	Restraint	Hahnville High School	3	1
St. Charles Parish	Restraint	J.B. Martin Middle School	2	2

## Use of Seclusion and Restraint for Students with Disabilities 2020-2021 School Year Data Report

LEA Name	Seclusion / Restraint	School Name	Total Incidents	Total Students
St. Charles Parish	Restraint	Lakewood Elementary School	2	2
St. Charles Parish	Restraint	Luling Elementary School	6	4
St. Charles Parish	Restraint	Mimosa Park Elementary School	2	2
St. Charles Parish	Restraint	R.J. Vial Elementary School	54	4
St. Charles Parish	Restraint	St. Rose Elementary School	2	2
St. Mary Parish	Restraint	Wyandotte Elementary School	1	1
St. Tammany Parish	Restraint	Abita Springs Elementary School	5	2
St. Tammany Parish	Restraint	Bonne Ecole Elementary School	2	2
St. Tammany Parish	Restraint	Chahta-Ima Elementary School	1	1
St. Tammany Parish	Restraint	Cypress Cove Elementary School	18	7
St. Tammany Parish	Restraint	E. E. Lyon Elementary School	2	2
St. Tammany Parish	Restraint	Florida Avenue Elementary School	1	1
St. Tammany Parish	Restraint	Fontainebleau High School	1	1
St. Tammany Parish	Restraint	Glynn H. Brock Elementary School	2	2
St. Tammany Parish	Restraint	Henry Mayfield Elementary School	1	1
St. Tammany Parish	Restraint	Honey Island Elementary School	9	1
St. Tammany Parish	Restraint	Joseph B. Lancaster Elementary School	6	1
St. Tammany Parish	Restraint	Lake Harbor Middle School	8	2
St. Tammany Parish	Restraint	Lee Road Junior High School	1	1
St. Tammany Parish	Restraint	Mandeville Elementary School	13	6
St. Tammany Parish	Restraint	Pine View Middle School	2	2
St. Tammany Parish	Restraint	Pontchartrain Elementary School	6	3
St. Tammany Parish	Restraint	Riverside Elementary School	5	2
St. Tammany Parish	Restraint	W.L. Abney Elementary School	2	1
St. Tammany Parish	Restraint	Whispering Forest Elementary School	1	1
St. Tammany Parish	Restraint	Woodlake Elementary School	1	1
Tangipahoa Parish	Restraint	D.C. Reeves Elementary School	2	1
Tangipahoa Parish	Restraint	Hammond Eastside Magnet	4	3
Tangipahoa Parish	Restraint	Hammond Westside Montessori	1	1
Tangipahoa Parish	Restraint	Loranger Elementary School	2	1
Tangipahoa Parish	Restraint	Martha Vinyard Elementary School	2	2
Tangipahoa Parish	Restraint	Roseland Montessori	5	2
Vermilion Parish	Restraint	Eaton Park Elementary School	1	1
Vermilion Parish	Restraint	Meaux Elementary School	1	1
Vernon Parish	Restraint	Parkway Elementary School	5	3
Webster Parish	Restraint	Brown Upper Elementary School	1	1
Webster Parish	Restraint	E. S. Richardson Elementary School	3	1
Webster Parish	Restraint	J. A. Phillips Elementary School	1	1
Webster Parish	Restraint	Webster Junior High School	1	1
Delhi Charter School	Restraint	Delhi Charter School	12	1
Crescent City Schools	Restraint	Harriet Tubman Charter School	2	1
Crescent City Schools	Restraint	Paul Habans Charter School	1	1
Akili Academy of New Orleans	Restraint	Akili Academy of New Orleans	3	2
Collegiate Academies	Restraint	Abramson Sci Academy	1	1

## Use of Seclusion and Restraint for Students with Disabilities 2020-2021 School Year Data Report

LEA Name	Seclusion / Restraint	School Name	Total Incidents	Total Students
Knowledge is Power Program (KIPP) N.O.	Restraint	KIPP Morial	2	1
FirstLine Schools, Inc.	Restraint	Phillis Wheatley Community School	1	1
Opportunities Academy	Restraint	Opportunities Academy	5	3
Bossier Parish	Seclusion	Kingston Elementary School	1	1
Caddo Parish	Seclusion	Broadmoor STEM Academy	1	1
Caddo Parish	Seclusion	Keithville Elementary/Middle School	1	1
Calcasieu Parish	Seclusion	Sam Houston High School	1	1
DeSoto Parish	Seclusion	Stanley High School	1	1
Iberville Parish	Seclusion	East Iberville Elementary/High School	4	1
Jefferson Davis Parish	Seclusion	Lacassine High School	1	1
Lafourche Parish	Seclusion	St. Charles Elementary School	3	2
Lafourche Parish	Seclusion	W.S. Lafargue Elementary School	1	1
LaSalle Parish	Seclusion	Jena Elementary School	4	1
Livingston Parish	Seclusion	Denham Springs Junior High School	1	1
Livingston Parish	Seclusion	Doyle Elementary School	2	1
Livingston Parish	Seclusion	Juban Parc Elementary School	3	1
Livingston Parish	Seclusion	Northside Elementary School	10	1
Livingston Parish	Seclusion	Seventh Ward Elementary School	5	2
Livingston Parish	Seclusion	South Walker Elementary School	1	1
Livingston Parish	Seclusion	Walker Elementary School	13	2
St. Bernard Parish	Seclusion	Lacoste Elementary School	2	1
Tangipahoa Parish	Seclusion	Tucker Memorial Elementary School	1	1
Vermilion Parish	Seclusion	Eaton Park Elementary School	1	1
Delhi Charter School	Seclusion	Delhi Charter School	1	1
Crescent City Schools	Seclusion	Harriet Tubman Charter School	30	3
Crescent City Schools	Seclusion	Paul Habans Charter School	21	3
Akili Academy of New Orleans	Seclusion	Akili Academy of New Orleans	20	3
Collegiate Academies	Seclusion	G W Carver High School	1	1
FirstLine Schools, Inc.	Seclusion	Phillis Wheatley Community School	3	1
Total			780	244

Table 2. Seclusion & Restraint Count of Incidents & Students by Age, 2020-2021 School Year

LEA Name	Seclusion / Restraint	Age	Total Incidents	Total Students
Acadia Parish	Restraint	~	~	<10
Acadia Parish	Restraint	~	~	<10
Acadia Parish	Restraint	~	~	<10
Acadia Parish	Restraint	~	~	<10
Acadia Parish	Restraint	~	~	<10
Allen Parish	Restraint	~	~	<10
Ascension Parish	Restraint	~	~	<10
Ascension Parish	Restraint	~	~	<10

**Use of Seclusion and Restraint for Students with Disabilities  
2020-2021 School Year Data Report**

LEA Name	Seclusion / Restraint	Age	Total Incidents	Total Students
Ascension Parish	Restraint	~	~	<10
Avoyelles Parish	Restraint	~	~	<10
Avoyelles Parish	Restraint	~	~	<10
Avoyelles Parish	Restraint	~	~	<10
Avoyelles Parish	Restraint	~	~	<10
Avoyelles Parish	Restraint	~	~	<10
Avoyelles Parish	Restraint	~	~	<10
Beauregard Parish	Restraint	~	~	<10
Bienville Parish	Restraint	~	~	<10
Bossier Parish	Restraint	~	~	<10
Bossier Parish	Restraint	~	~	<10
Bossier Parish	Restraint	~	~	<10
Bossier Parish	Restraint	~	~	<10
Bossier Parish	Restraint	~	~	<10
Bossier Parish	Restraint	~	~	<10
Caddo Parish	Restraint	~	~	<10
Caddo Parish	Restraint	~	~	<10
Caddo Parish	Restraint	~	~	<10
Caddo Parish	Restraint	~	~	<10
Caddo Parish	Restraint	~	~	<10
Caddo Parish	Restraint	~	~	<10
Caddo Parish	Restraint	~	~	<10
Caddo Parish	Restraint	~	~	<10
Caddo Parish	Restraint	~	~	<10
Calcasieu Parish	Restraint	~	~	<10
Calcasieu Parish	Restraint	~	~	<10
DeSoto Parish	Restraint	~	~	<10
Evangeline Parish	Restraint	~	~	<10
Evangeline Parish	Restraint	~	~	<10
Franklin Parish	Restraint	~	~	<10
Franklin Parish	Restraint	~	~	<10
Iberia Parish	Restraint	~	~	<10
Jefferson Parish	Restraint	~	~	<10
Jefferson Parish	Restraint	~	~	<10
Jefferson Parish	Restraint	~	~	<10
Jefferson Parish	Restraint	~	~	<10
Jefferson Parish	Restraint	~	~	<10
Jefferson Davis Parish	Restraint	~	~	<10
Jefferson Davis Parish	Restraint	~	~	<10
Lafayette Parish	Restraint	~	~	<10
Lafourche Parish	Restraint	~	~	<10
Lafourche Parish	Restraint	~	~	<10
Lafourche Parish	Restraint	~	~	<10
Lafourche Parish	Restraint	~	~	<10
Lafourche Parish	Restraint	~	~	<10

**Use of Seclusion and Restraint for Students with Disabilities  
2020-2021 School Year Data Report**

LEA Name	Seclusion / Restraint	Age	Total Incidents	Total Students
LaSalle Parish	Restraint	~	~	<10
Lincoln Parish	Restraint	~	~	<10
Lincoln Parish	Restraint	~	~	<10
Livingston Parish	Restraint	~	~	<10
Livingston Parish	Restraint	~	~	<10
Livingston Parish	Restraint	~	~	<10
Livingston Parish	Restraint	~	~	<10
Livingston Parish	Restraint	~	~	<10
Livingston Parish	Restraint	~	~	<10
Livingston Parish	Restraint	~	~	<10
Livingston Parish	Restraint	~	~	<10
Livingston Parish	Restraint	~	~	<10
Livingston Parish	Restraint	~	~	<10
Livingston Parish	Restraint	~	~	<10
Livingston Parish	Restraint	~	~	<10
Livingston Parish	Restraint	~	~	<10
Orleans Parish	Restraint	~	~	<10
Rapides Parish	Restraint	~	~	<10
Rapides Parish	Restraint	~	~	<10
Rapides Parish	Restraint	~	~	<10
Rapides Parish	Restraint	~	~	<10
Rapides Parish	Restraint	~	~	<10
Rapides Parish	Restraint	~	~	<10
Rapides Parish	Restraint	~	~	<10
Rapides Parish	Restraint	~	~	<10
Rapides Parish	Restraint	~	~	<10
Sabine Parish	Restraint	~	~	<10
Sabine Parish	Restraint	~	~	<10
Sabine Parish	Restraint	~	~	<10
St. Bernard Parish	Restraint	~	~	<10
St. Bernard Parish	Restraint	~	~	<10
St. Charles Parish	Restraint	~	~	<10
St. Charles Parish	Restraint	~	~	<10
St. Charles Parish	Restraint	~	~	<10
St. Charles Parish	Restraint	~	~	<10
St. Charles Parish	Restraint	~	~	<10
St. Charles Parish	Restraint	~	~	<10
St. Charles Parish	Restraint	~	~	<10
St. Charles Parish	Restraint	~	~	<10
St. Charles Parish	Restraint	~	~	<10
St. Charles Parish	Restraint	~	~	<10
St. Charles Parish	Restraint	~	~	<10
St. Mary Parish	Restraint	~	~	<10
St. Tammany Parish	Restraint	~	~	<10
St. Tammany Parish	Restraint	~	~	<10
St. Tammany Parish	Restraint	~	~	<10
St. Tammany Parish	Restraint	~	~	<10

LEA Name	Seclusion / Restraint	Age	Total Incidents	Total Students
St. Tammany Parish	Restraint	~	~	<10
St. Tammany Parish	Restraint	~	~	<10
St. Tammany Parish	Restraint	~	~	<10
St. Tammany Parish	Restraint	~	~	<10
St. Tammany Parish	Restraint	~	~	<10
St. Tammany Parish	Restraint	~	~	<10
Tangipahoa Parish	Restraint	~	~	<10
Tangipahoa Parish	Restraint	~	~	<10
Tangipahoa Parish	Restraint	~	~	<10
Tangipahoa Parish	Restraint	~	~	<10
Tangipahoa Parish	Restraint	~	~	<10
Tangipahoa Parish	Restraint	~	~	<10
Tangipahoa Parish	Restraint	~	~	<10
Vermilion Parish	Restraint	~	~	<10
Vermilion Parish	Restraint	~	~	<10
Vernon Parish	Restraint	~	~	<10
Vernon Parish	Restraint	~	~	<10
Webster Parish	Restraint	~	~	<10
Webster Parish	Restraint	~	~	<10
Webster Parish	Restraint	~	~	<10
Webster Parish	Restraint	~	~	<10
Delhi Charter School	Restraint	~	~	<10
Crescent City Schools	Restraint	~	~	<10
Crescent City Schools	Restraint	~	~	<10
Akili Academy of New Orleans	Restraint	~	~	<10
Collegiate Academies	Restraint	~	~	<10
Knowledge is Power Program (KIPP) N.O.	Restraint	~	~	<10
FirstLine Schools, Inc.	Restraint	~	~	<10
Opportunities Academy	Restraint	~	~	<10
Opportunities Academy	Restraint	~	~	<10
Bossier Parish	Seclusion	~	~	<10
Caddo Parish	Seclusion	~	~	<10
Caddo Parish	Seclusion	~	~	<10
Calcasieu Parish	Seclusion	~	~	<10
DeSoto Parish	Seclusion	~	~	<10
Iberville Parish	Seclusion	~	~	<10
Jefferson Davis Parish	Seclusion	~	~	<10
Lafourche Parish	Seclusion	~	~	<10
Lafourche Parish	Seclusion	~	~	<10
Lafourche Parish	Seclusion	~	~	<10
LaSalle Parish	Seclusion	~	~	<10
Livingston Parish	Seclusion	~	~	<10
Livingston Parish	Seclusion	~	~	<10
Livingston Parish	Seclusion	~	~	<10
Livingston Parish	Seclusion	~	~	<10
Livingston Parish	Seclusion	~	~	<10
Livingston Parish	Seclusion	~	~	<10



LEA Name	Seclusion / Restraint	Age	Total Incidents	Total Students
Livingston Parish	Seclusion	~	~	<10
Livingston Parish	Seclusion	~	~	<10
St. Bernard Parish	Seclusion	~	~	<10
Tangipahoa Parish	Seclusion	~	~	<10
Vermilion Parish	Seclusion	~	~	<10
Delhi Charter School	Seclusion	~	~	<10
Crescent City Schools	Seclusion	~	~	<10
Crescent City Schools	Seclusion	~	~	<10
Crescent City Schools	Seclusion	~	~	<10
Crescent City Schools	Seclusion	~	~	<10
Crescent City Schools	Seclusion	~	~	<10
Akili Academy of New Orleans	Seclusion	~	~	<10
Akili Academy of New Orleans	Seclusion	~	~	<10
Collegiate Academies	Seclusion	~	~	<10
FirstLine Schools, Inc.	Seclusion	~	~	<10
<b>Total</b>			<b>780</b>	<b>244</b>

Table 3. Seclusion & Restraint Count of Incidents & Students by Primary Exceptionality, 2020-2021 School Year

LEA Name	Seclusion / Restraint	Primary Exceptionality	Total Incidents	Total Students
Acadia Parish	Restraint	~	~	<10
Acadia Parish	Restraint	~	~	<10
Acadia Parish	Restraint	~	~	<10
Acadia Parish	Restraint	~	~	<10
Acadia Parish	Restraint	~	~	<10
Allen Parish	Restraint	~	~	<10
Allen Parish	Restraint	~	~	<10
Ascension Parish	Restraint	~	~	<10
Ascension Parish	Restraint	~	~	<10
Ascension Parish	Restraint	~	~	<10
Ascension Parish	Restraint	~	~	<10
Ascension Parish	Restraint	~	~	<10
Avoyelles Parish	Restraint	~	~	<10
Avoyelles Parish	Restraint	~	~	<10
Avoyelles Parish	Restraint	~	~	<10
Avoyelles Parish	Restraint	~	~	<10
Beauregard Parish	Restraint	~	~	<10
Bienville Parish	Restraint	~	~	<10
Bossier Parish	Restraint	~	~	<10
Bossier Parish	Restraint	~	~	<10
Bossier Parish	Restraint	~	~	<10
Bossier Parish	Restraint	~	~	<10
Bossier Parish	Restraint	~	~	<10
Caddo Parish	Restraint	Autism	103	10

**Use of Seclusion and Restraint for Students with Disabilities  
2020-2021 School Year Data Report**

LEA Name	Seclusion / Restraint	Primary Exceptionality	Total Incidents	Total Students
Caddo Parish	Restraint	~	~	<10
Caddo Parish	Restraint	~	~	<10
Caddo Parish	Restraint	~	~	<10
Calcasieu Parish	Restraint	~	~	<10
Calcasieu Parish	Restraint	~	~	<10
DeSoto Parish	Restraint	~	~	<10
Evangeline Parish	Restraint	~	~	<10
Evangeline Parish	Restraint	~	~	<10
Franklin Parish	Restraint	~	~	<10
Franklin Parish	Restraint	~	~	<10
Iberia Parish	Restraint	~	~	<10
Jefferson Parish	Restraint	~	~	<10
Jefferson Parish	Restraint	~	~	<10
Jefferson Parish	Restraint	~	~	<10
Jefferson Parish	Restraint	~	~	<10
Jefferson Davis Parish	Restraint	~	~	<10
Jefferson Davis Parish	Restraint	~	~	<10
Lafayette Parish	Restraint	~	~	<10
Lafourche Parish	Restraint	~	~	<10
Lafourche Parish	Restraint	~	~	<10
Lafourche Parish	Restraint	~	~	<10
Lafourche Parish	Restraint	~	~	<10
Lafourche Parish	Restraint	~	~	<10
LaSalle Parish	Restraint	~	~	<10
Lincoln Parish	Restraint	~	~	<10
Lincoln Parish	Restraint	~	~	<10
Livingston Parish	Restraint	~	~	<10
Livingston Parish	Restraint	Developmental Delay	24	10
Livingston Parish	Restraint	~	~	<10
Livingston Parish	Restraint	~	~	<10
Livingston Parish	Restraint	~	~	<10
Rapides Parish	Restraint	~	~	<10
Rapides Parish	Restraint	Developmental Delay	32	14
Rapides Parish	Restraint	~	~	<10
Rapides Parish	Restraint	~	~	<10
Rapides Parish	Restraint	~	~	<10
Rapides Parish	Restraint	~	~	<10
Rapides Parish	Restraint	~	~	<10
Sabine Parish	Restraint	~	~	<10
Sabine Parish	Restraint	~	~	<10
St. Bernard Parish	Restraint	~	~	<10
St. Bernard Parish	Restraint	~	~	<10
St. Charles Parish	Restraint	~	~	<10
St. Charles Parish	Restraint	~	~	<10
St. Charles Parish	Restraint	~	~	<10
St. Charles Parish	Restraint	~	~	<10

**Use of Seclusion and Restraint for Students with Disabilities  
2020-2021 School Year Data Report**

LEA Name	Seclusion / Restraint	Primary Exceptionality	Total Incidents	Total Students
St. Charles Parish	Restraint	~	~	<10
St. Charles Parish	Restraint	~	~	<10
St. Charles Parish	Restraint	~	~	<10
St. Mary Parish	Restraint	~	~	<10
St. Tammany Parish	Restraint	~	~	<10
St. Tammany Parish	Restraint	Developmental Delay	46	22
St. Tammany Parish	Restraint	~	~	<10
St. Tammany Parish	Restraint	~	~	<10
Tangipahoa Parish	Restraint	~	~	<10
Tangipahoa Parish	Restraint	~	~	<10
Tangipahoa Parish	Restraint	~	~	<10
Tangipahoa Parish	Restraint	~	~	<10
Vermilion Parish	Restraint	~	~	<10
Vermilion Parish	Restraint	~	~	<10
Vernon Parish	Restraint	~	~	<10
Webster Parish	Restraint	~	~	<10
Webster Parish	Restraint	~	~	<10
Webster Parish	Restraint	~	~	<10
Webster Parish	Restraint	~	~	<10
Delhi Charter School	Restraint	~	~	<10
Crescent City Schools	Restraint	~	~	<10
Crescent City Schools	Restraint	~	~	<10
Akili Academy of New Orleans	Restraint	~	~	<10
Akili Academy of New Orleans	Restraint	~	~	<10
Collegiate Academies	Restraint	~	~	<10
Knowledge is Power Program (KIPP) N.O.	Restraint	~	~	<10
FirstLine Schools, Inc.	Restraint	~	~	<10
Opportunities Academy	Restraint	~	~	<10
Opportunities Academy	Restraint	~	~	<10
Opportunities Academy	Restraint	~	~	<10
Bossier Parish	Seclusion	~	~	<10
Caddo Parish	Seclusion	~	~	<10
Calcasieu Parish	Seclusion	~	~	<10
DeSoto Parish	Seclusion	~	~	<10
Iberville Parish	Seclusion	~	~	<10
Jefferson Davis Parish	Seclusion	~	~	<10
Lafourche Parish	Seclusion	~	~	<10
Lafourche Parish	Seclusion	~	~	<10
LaSalle Parish	Seclusion	~	~	<10
Livingston Parish	Seclusion	~	~	<10
Livingston Parish	Seclusion	~	~	<10
Livingston Parish	Seclusion	~	~	<10
Livingston Parish	Seclusion	~	~	<10
St. Bernard Parish	Seclusion	~	~	<10
Tangipahoa Parish	Seclusion	~	~	<10

## Use of Seclusion and Restraint for Students with Disabilities 2020-2021 School Year Data Report

LEA Name	Seclusion / Restraint	Primary Exceptionality	Total Incidents	Total Students
Vermilion Parish	Seclusion	~	~	<10
Delhi Charter School	Seclusion	~	~	<10
Crescent City Schools	Seclusion	~	~	<10
Crescent City Schools	Seclusion	~	~	<10
Crescent City Schools	Seclusion	~	~	<10
Crescent City Schools	Seclusion	~	~	<10
Akili Academy of New Orleans	Seclusion	~	~	<10
Akili Academy of New Orleans	Seclusion	~	~	<10
Akili Academy of New Orleans	Seclusion	~	~	<10
Collegiate Academies	Seclusion	~	~	<10
FirstLine Schools, Inc.	Seclusion	~	~	<10
<b>Total</b>			<b>780</b>	<b>244</b>

Table 4. Seclusion & Restraint Count of Incidents & Students by Race / Ethnicity, 2020-2021 School Year

LEA Name	Seclusion / Restraint	Race / Ethnicity	Total Incidents	Total Students
Acadia Parish	Restraint	~	~	<10
Acadia Parish	Restraint	~	~	<10
Allen Parish	Restraint	~	~	<10
Ascension Parish	Restraint	~	~	<10
Ascension Parish	Restraint	~	~	<10
Ascension Parish	Restraint	~	~	<10
Avoyelles Parish	Restraint	~	~	<10
Avoyelles Parish	Restraint	~	~	<10
Avoyelles Parish	Restraint	~	~	<10
Beauregard Parish	Restraint	~	~	<10
Bienville Parish	Restraint	~	~	<10
Bossier Parish	Restraint	~	~	<10
Bossier Parish	Restraint	~	~	<10
Bossier Parish	Restraint	~	~	<10
Caddo Parish	Restraint	~	~	<10
Caddo Parish	Restraint	~	~	<10
Caddo Parish	Restraint	~	~	<10
Calcasieu Parish	Restraint	~	~	<10
Calcasieu Parish	Restraint	~	~	<10
DeSoto Parish	Restraint	~	~	<10
Evangeline Parish	Restraint	~	~	<10
Franklin Parish	Restraint	~	~	<10
Franklin Parish	Restraint	~	~	<10
Iberia Parish	Restraint	~	~	<10
Jefferson Parish	Restraint	~	~	<10
Jefferson Parish	Restraint	~	~	<10
Jefferson Parish	Restraint	~	~	<10
Jefferson Davis Parish	Restraint	~	~	<10

LEA Name	Seclusion / Restraint	Race / Ethnicity	Total Incidents	Total Students
Lafayette Parish	Restraint	~	~	<10
Lafourche Parish	Restraint	~	~	<10
Lafourche Parish	Restraint	~	~	<10
LaSalle Parish	Restraint	~	~	<10
LaSalle Parish	Restraint	~	~	<10
Lincoln Parish	Restraint	~	~	<10
Lincoln Parish	Restraint	~	~	<10
Livingston Parish	Restraint	~	~	<10
Livingston Parish	Restraint	White	38	21
Orleans Parish	Restraint	~	~	<10
Rapides Parish	Restraint	Black or African American	33	16
Rapides Parish	Restraint	~	~	<10
Rapides Parish	Restraint	White	31	12
Sabine Parish	Restraint	~	~	<10
Sabine Parish	Restraint	~	~	<10
St. Bernard Parish	Restraint	~	~	<10
St. Bernard Parish	Restraint	~	~	<10
St. Charles Parish	Restraint	~	~	<10
St. Charles Parish	Restraint	~	~	<10
St. Charles Parish	Restraint	~	~	<10
St. Charles Parish	Restraint	~	~	<10
St. Charles Parish	Restraint	White	62	10
St. Mary Parish	Restraint	~	~	<10
St. Tammany Parish	Restraint	Black or African American	30	15
St. Tammany Parish	Restraint	~	~	<10
St. Tammany Parish	Restraint	~	~	<10
St. Tammany Parish	Restraint	White	39	18
Tangipahoa Parish	Restraint	~	~	<10
Tangipahoa Parish	Restraint	~	~	<10
Tangipahoa Parish	Restraint	~	~	<10
Vermilion Parish	Restraint	~	~	<10
Vernon Parish	Restraint	~	~	<10
Vernon Parish	Restraint	~	~	<10
Webster Parish	Restraint	~	~	<10
Webster Parish	Restraint	~	~	<10
Delhi Charter School	Restraint	~	~	<10
Crescent City Schools	Restraint	~	~	<10
Akili Academy of New Orleans	Restraint	~	~	<10
Collegiate Academies	Restraint	~	~	<10
Knowledge is Power Program (KIPP) N.O.	Restraint	~	~	<10
FirstLine Schools, Inc.	Restraint	~	~	<10
Opportunities Academy	Restraint	~	~	<10
Opportunities Academy	Restraint	~	~	<10
Bossier Parish	Seclusion	~	~	<10
Caddo Parish	Seclusion	~	~	<10

LEA Name	Seclusion / Restraint	Race / Ethnicity	Total Incidents	Total Students
Calcasieu Parish	Seclusion	~	~	<10
DeSoto Parish	Seclusion	~	~	<10
Iberville Parish	Seclusion	~	~	<10
Jefferson Davis Parish	Seclusion	~	~	<10
Lafourche Parish	Seclusion	~	~	<10
Lafourche Parish	Seclusion	~	~	<10
LaSalle Parish	Seclusion	~	~	<10
Livingston Parish	Seclusion	~	~	<10
Livingston Parish	Seclusion	~	~	<10
St. Bernard Parish	Seclusion	~	~	<10
Tangipahoa Parish	Seclusion	~	~	<10
Vermilion Parish	Seclusion	~	~	<10
Delhi Charter School	Seclusion	~	~	<10
Crescent City Schools	Seclusion	~	~	<10
Akili Academy of New Orleans	Seclusion	~	~	<10
Collegiate Academies	Seclusion	~	~	<10
FirstLine Schools, Inc.	Seclusion	~	~	<10
	Total		780	244

Table 5. Seclusion & Restraint Count of Incidents & Students by Gender, 2020-2021 School Year

LEA Name	Seclusion / Restraint	Gender	Total Incidents	Total Students
Acadia Parish	Restraint	~	~	<10
Acadia Parish	Restraint	~	~	<10
Allen Parish	Restraint	~	~	<10
Ascension Parish	Restraint	~	~	<10
Ascension Parish	Restraint	~	~	<10
Avoyelles Parish	Restraint	~	~	<10
Avoyelles Parish	Restraint	~	~	<10
Bossier Parish	Restraint	~	~	<10
Bossier Parish	Restraint	Male	29	15
Caddo Parish	Restraint	~	~	<10
Caddo Parish	Restraint	Male	120	11
Calcasieu Parish	Restraint	~	~	<10
Calcasieu Parish	Restraint	~	~	<10
DeSoto Parish	Restraint	~	~	<10
Evangeline Parish	Restraint	~	~	<10
Franklin Parish	Restraint	~	~	<10
Iberia Parish	Restraint	~	~	<10
Jefferson Parish	Restraint	~	~	<10
Jefferson Parish	Restraint	~	~	<10
Jefferson Davis Parish	Restraint	~	~	<10
Jefferson Davis Parish	Restraint	~	~	<10
Lafayette Parish	Restraint	~	~	<10

**Use of Seclusion and Restraint for Students with Disabilities  
2020-2021 School Year Data Report**

LEA Name	Seclusion / Restraint	Gender	Total Incidents	Total Students
Lafourche Parish	Restraint	~	~	<10
Lafourche Parish	Restraint	~	~	<10
LaSalle Parish	Restraint	~	~	<10
Lincoln Parish	Restraint	~	~	<10
Livingston Parish	Restraint	~	~	<10
Livingston Parish	Restraint	Male	39	18
Orleans Parish	Restraint	~	~	<10
Rapides Parish	Restraint	~	~	<10
Rapides Parish	Restraint	Male	60	25
Sabine Parish	Restraint	~	~	<10
St. Charles Parish	Restraint	~	~	<10
St. Charles Parish	Restraint	Male	68	14
St. Mary Parish	Restraint	~	~	<10
St. Tammany Parish	Restraint	~	~	<10
St. Tammany Parish	Restraint	Male	71	30
Tangipahoa Parish	Restraint	~	~	<10
Tangipahoa Parish	Restraint	~	~	<10
Vermilion Parish	Restraint	~	~	<10
Vernon Parish	Restraint	~	~	<10
Webster Parish	Restraint	~	~	<10
Delhi Charter School	Restraint	~	~	<10
Crescent City Schools	Restraint	~	~	<10
Akili Academy of New Orleans	Restraint	~	~	<10
Collegiate Academies	Restraint	~	~	<10
Knowledge is Power Program (KIPP) N.O.	Restraint	~	~	<10
FirstLine Schools, Inc.	Restraint	~	~	<10
Opportunities Academy	Restraint	~	~	<10
Opportunities Academy	Restraint	~	~	<10
Bossier Parish	Seclusion	~	~	<10
Caddo Parish	Seclusion	~	~	<10
Calcasieu Parish	Seclusion	~	~	<10
DeSoto Parish	Seclusion	~	~	<10
Iberville Parish	Seclusion	~	~	<10
Jefferson Davis Parish	Seclusion	~	~	<10
Lafourche Parish	Seclusion	~	~	<10
Lafourche Parish	Seclusion	~	~	<10
LaSalle Parish	Seclusion	~	~	<10
Livingston Parish	Seclusion	~	~	<10
Livingston Parish	Seclusion	~	~	<10
St. Bernard Parish	Seclusion	~	~	<10
Tangipahoa Parish	Seclusion	~	~	<10
Vermilion Parish	Seclusion	~	~	<10
Delhi Charter School	Seclusion	~	~	<10
Crescent City Schools	Seclusion	~	~	<10
Crescent City Schools	Seclusion	~	~	<10

LEA Name	Seclusion / Restraint	Gender	Total Incidents	Total Students
Akili Academy of New Orleans	Seclusion	~	~	<10
Collegiate Academies	Seclusion	~	~	<10
Collegiate Academies	Seclusion	~	~	<10
FirstLine Schools, Inc.	Seclusion	~	~	<10
	<b>Total</b>		<b>780</b>	<b>244</b>

*Table 6. Seclusion & Restraint Policy Handbook Submission by LEA*

LEA Name	Handbook Submission
Acadia Parish	Submitted
Allen Parish	Submitted
Ascension Parish	Submitted
Assumption Parish	Submitted
Avoyelles Parish	Submitted
Beauregard Parish	Submitted
Bienville Parish	Submitted
Bossier Parish	Submitted
Caddo Parish	Submitted
Calcasieu Parish	Submitted
Caldwell Parish	Submitted
Cameron Parish	Submitted
Catahoula Parish	Submitted
Claiborne Parish	Submitted
Concordia Parish	Submitted
DeSoto Parish	Submitted
East Baton Rouge Parish	Submitted
East Carroll Parish	Submitted
East Feliciana Parish	Submitted
Evangeline Parish	Submitted
Franklin Parish	Submitted
Grant Parish	Submitted
Iberia Parish	Submitted
Iberville Parish	Submitted
Jackson Parish	Submitted
Jefferson Parish	Submitted
Jefferson Davis Parish	Submitted
Lafayette Parish	Submitted
Lafourche Parish	Submitted
LaSalle Parish	Submitted
Lincoln Parish	Submitted
Livingston Parish	Submitted
Madison Parish	Submitted
Morehouse Parish	Submitted
Natchitoches Parish	Submitted
Orleans Parish	Submitted



LEA Name	Handbook Submission
Ouachita Parish	Submitted
Plaquemines Parish	Submitted
Pointe Coupee Parish	Submitted
Rapides Parish	Submitted
Red River Parish	Submitted
Richland Parish	Submitted
Sabine Parish	Submitted
St. Bernard Parish	Submitted
St. Charles Parish	Submitted
St. Helena Parish	Submitted
St. James Parish	Submitted
St. John the Baptist Parish	Submitted
St. Landry Parish	Submitted
St. Martin Parish	Submitted
St. Mary Parish	Submitted
St. Tammany Parish	Submitted
Tangipahoa Parish	Submitted
Tensas Parish	Submitted
Terrebonne Parish	Submitted
Union Parish	Submitted
Vermilion Parish	Submitted
Vernon Parish	Submitted
Washington Parish	Submitted
Webster Parish	Submitted
West Baton Rouge Parish	Submitted
West Carroll Parish	Submitted
West Feliciana Parish	Submitted
Winn Parish	Submitted
City of Monroe School District	Submitted
City of Bogalusa School District	Submitted
Zachary Community School District	Submitted
City of Baker School District	Submitted
Central Community School District	Submitted
Special School District	Submitted
LA Schools for the Deaf and Visually Impaired	Submitted
New Vision Learning Academy	Submitted
V. B. Glencoe Charter School	Submitted
International School of Louisiana	Submitted
Avoyelles Public Charter School	Not Submitted
New Orleans Center for Creative Arts	Submitted
Delhi Charter School	Submitted
Belle Chasse Academy, Inc.	Submitted
The MAX Charter School	Submitted
D'Arbonne Woods Charter School	Submitted
Community School for Apprenticeship Learning, Inc.	Submitted
Voices for International Business & Education	Submitted

LEA Name	Handbook Submission
University View Academy, Inc. (FRM LA Connections)	Submitted
Lake Charles Charter Academy Foundation, Inc.	Submitted
Lycee Francais de la Nouvelle-Orleans	Submitted
New Orleans Military & Maritime Academy	Submitted
Educators for Quality Alternatives	Submitted
Crescent City Schools	Submitted
Community Leaders Advocating Student Success	Submitted
Morris Jeff Community School	Submitted
ReNEW-Reinventing Education, Inc.	Submitted
ARISE Schools	Submitted
Success Preparatory Academy	Submitted
Akili Academy of New Orleans	Submitted
Collegiate Academies	Submitted
New Orleans College Preparatory Academies	Submitted
Pelican Educational Foundation	Submitted
Dryades YMCA	Submitted
Algiers Charter Schools Association (ACSA)	Submitted
Recovery School District-LDE (Linwood Public Charter)	Not Submitted
Institute for Academic Excellence	Submitted
Knowledge is Power Program (KIPP) N.O.	Submitted
FirstLine Schools, Inc.	Submitted
Redesign Schools Louisiana	Submitted
Thrive Academy	Not Submitted
Hynes Charter School Corporation	Not Submitted
Community Academies of New Orleans	Submitted
Noble Minds	Submitted
JCFA-East	Submitted
Advantage Charter Academy	Submitted
JCFA Lafayette	Submitted
Willow Charter Academy	Submitted
Dr. Martin Luther King Charter School for Science / Technology	Submitted
Lincoln Preparatory School: A TMCF Collegiate Academy	Submitted
Iberville Charter Academy	Submitted
Delta Charter Group	Submitted
Lake Charles College Prep	Submitted
Northeast Claiborne Charter	Submitted
Acadiana Renaissance Charter Academy	Submitted
Louisiana Key Academy	Submitted
Lafayette Charter Foundation	Submitted
Impact Charter School	Submitted
RSD-Capitol Education Foundation	Submitted
Louisiana Virtual Charter Academy	Submitted
Southwest Louisiana Charter Academy	Submitted
JS Clark Leadership Academy	Submitted
Baton Rouge University Preparatory School, Inc.	Submitted
GEO Prep Academy of Greater Baton Rouge	Submitted

LEA Name	Handbook Submission
Democracy Prep Baton Rouge	Submitted
Audubon Charter School	Submitted
Einstein Charter School at Village De L'Est	Submitted
Benjamin Franklin High School	Submitted
Alice M Harte Elementary Charter School	Submitted
Edna Karr High School	Submitted
Lusher Charter School	Submitted
Eleanor McMain Secondary School	Submitted
Robert Russa Moton Charter School	Submitted
Lake Forest Elementary Charter School	Submitted
New Orleans Charter Science and Mathematics HS	Submitted
ENCORE Academy	Submitted
Bricolage Academy	Submitted
Wilson Charter School	Submitted
Einstein Charter High School at Sarah Towles Reed	Submitted
Einstein Charter Middle School at Sarah Towles Reed	Submitted
Einstein Charter at Sherwood Forest	Submitted
McDonogh 42 Charter School	Submitted
New Harmony High Institute	Submitted
Athlos Academy of Jefferson Parish	Submitted
Audubon Charter School - Gentilly	Submitted
Rosenwald Collegiate Academy	Submitted
Dwight D. Eisenhower Charter School	Submitted
Living School, Inc.	Submitted
GEO Next Generation High School	Not Submitted
Red River Charter Academy	Submitted
McDonogh 35 Senior High School	Submitted
Opportunities Academy	Submitted
IDEA Public Schools	Submitted
Collegiate Baton Rouge	Submitted
GEO Prep Mid-City of Greater Baton Rouge	Submitted
Warren Easton Charter Foundation, Inc.	Submitted
Pierre A. Capdau Charter School	Submitted