

## Division of Diverse Learners

## LEAP CONNECT

## Participation Review Process

## School System Participation Justification

The Department provided 2024-2025 school year alternate assessment data to school systems for review. Because your school system assessed more than 1.0 percent of students using an alternate assessment in the 2024-2025 school year, LDOE anticipates that your school system will assess more than 1.0 percent of students with an alternate assessment in the 2025-2026 school year. School systems that exceeded the 1.0 percent threshold must submit an alternate assessment justification in addition to its request for a review of data and procedures related to alternate assessment. The Every Student Succeeds Act (ESSA) requires the Department to make these justifications publicly available, provided that personally identifiable information about an individual student is not revealed.

## School System Name: Young Audiences at Crocker Elementary

Enter the percentage of students who participated in alternate assessment during the 2024-2025 school year. This information was disseminated to your school system via FTP on or before October 17, 2025.

LEAP Connect Participation by Subject	Participation Percentage for SY 2024-2025	
<b>ELA:</b> LEAP Connect Participation, see column G of data file	3.5	%
<b>Math:</b> LEAP Connect Participation, see column L of data file	3.5	%
<b>Science:</b> LEAP Connect Participation, see column Q of data file	1.2	%

1. Explain why the alternate assessment participation rate of 1.0 percent was exceeded for the 2024-2025 school year. **School systems must select Not Applicable (NA) or Applicable (A) for each option below. Applicable must be chosen for at least one of the following and may be chosen for more than one of the following options:**

- A ☐ a. **If applicable, provide a brief description with supporting data** that identifies specific programs or circumstances within the school system that may contribute to higher enrollments of students identified with significant cognitive disabilities that would result in an alternate assessment participation rate in excess of 1.0 percent. (Example: The school system has schools, community

and/or health facilities that draw large numbers of students with significant cognitive disabilities.):

Our school system offers robust arts-focused programming, which has historically attracted a diverse group of students, including students with disabilities. As an open-enrollment charter system with strong arts pathways (dance, visual arts, music, theatre, fashion design), we enroll students from across the parish whose families seek specialized arts opportunities that are not available in all schools. This includes students with significant cognitive disabilities whose families prefer an arts-integrated environment.

A



- b. **If applicable, briefly describe** how a small overall student enrollment in the school system contributes to the likelihood that even a small number of students found eligible to participate in an alternate assessment would result in a participation rate in excess of 1.0 percent. (Example: The total tested population is less than 300 and the total number of students participating in the alternate assessment is 3 or less.):

Young Audiences at Crocker Elementary has 1 school site. The total number of students who took state tests in the 24-25 school year was 342. Of those students, 12 students took the alternate assessment. While this number is small, it represents a higher percentage of our total tested population due to our overall enrollment size.

A



- c. **If applicable, briefly describe other or additional justification of variables** that may contribute to the school system's alternate assessment participation rate in excess of 1.0 percent:

We serve a highly mobile student population, which can create year-to-year fluctuation in the percentage of students eligible for alternate assessments relative to our total enrollment. Because our overall student population is smaller than traditional LEAs, even a few new students with significant cognitive disabilities can cause the rate to exceed 1.0% in a given year. Despite these variables, all decisions related to alternate assessment participation are made individually by each student's IEP team using BESE Bulletin 1530 §505 guidelines to ensure that only students with the most significant cognitive disabilities participate.

2. The school system verifies that all students participating in the alternate assessment meet Louisiana's participation criteria as outlined in State Board of Elementary and Secondary Education (BESE) Bulletin 1530-Louisiana's IEP Handbook for Students with Exceptionalities.

By submitting this form, the school system assures that the following actions are being taken to comply with the 1% participation cap threshold:



a. Review of Student Records

	Number of Reviewed Student Records	Number of Records Compliant with Eligibility Criteria	Number of Records Non-Compliant with Eligibility Criteria	Corrective Actions Taken (If Applicable)
Elementary School Students	5	5	0	N/A



Middle School Students	5	5	0	N/A
High School Students	N/A	N/A	N/A	N/A
Total Number of Files	10	10	0	N/A

- b. The school system assures that any disproportionality in the percentage of students in any subgroup participating in the alternate assessment will be addressed through strategic actions. (Examples: Including all stakeholders in decision-making, conducting annual reviews, addressing the unique needs of English Learners (ELs), continuing education/professional development, reviewing criteria/state guidance for the alternate assessment qualification).

Special Education Lead Administrator Signature*: 	Date: 11/18/2025
Printed Name: Emily Vatrakis	
Superintendent / Charter Lead Administrator Signature*: 	Date: 11/18/2025
Printed Name: Rickie Nutik	

\*Required signatures. Original signatures should be kept on file at the school system.

To submit this justification form, please sign and upload to the DM FTP by **December 1, 2025**.

## Division of Diverse Learners

# LEAP CONNECT

## Participation Review Process

### School System Participation Justification

The Department provided 2024-2025 school year alternate assessment data to school systems for review. Because your school system assessed more than 1.0 percent of students using an alternate assessment in the 2024-2025 school year, LDOE anticipates that your school system will assess more than 1.0 percent of students with an alternate assessment in the 2025-2026 school year. School systems that exceeded the 1.0 percent threshold must submit an alternate assessment justification in addition to its request for a review of data and procedures related to alternate assessment. The Every Student Succeeds Act (ESSA) requires the Department to make these justifications publicly available, provided that personally identifiable information about an individual student is not revealed.

**School System Name:** Caldwell Parish Schools

Enter the percentage of students who participated in alternate assessment during the 2024-2025 school year. This information was disseminated to your school system via FTP on or before October 17, 2025.

LEAP Connect Participation by Subject	Participation Percentage for SY 2024-2025	
<b>ELA:</b> LEAP Connect Participation, see column G of data file	2.2	%
<b>Math:</b> LEAP Connect Participation, see column L of data file	2.2	%
<b>Science:</b> LEAP Connect Participation, see column Q of data file	1.3	%

1. Explain why the alternate assessment participation rate of 1.0 percent was exceeded for the 2024-2025 school year. **School systems must select Not Applicable (NA) or Applicable (A) for each option below. Applicable must be chosen for at least one of the following and may be chosen for more than one of the following options:**
  - a. **If applicable, provide a brief description with supporting data** that identifies specific programs or circumstances within the school system that may contribute to higher enrollments of students identified with significant cognitive disabilities that would result in an alternate assessment participation rate in excess of 1.0 percent. (Example: The school system has schools, community

and/or health facilities that draw large numbers of students with significant cognitive disabilities.):

For many years, Caldwell Parish was home to a state-funded residential center serving adults with developmental disabilities. Although the facility is no longer operating, many former residents continue to live in the community with their families. As a result, the district serves a higher-than-average population of students with significant cognitive disabilities, which may contribute to an alternate assessment participation rate that exceeds 1.0%.

- b. **If applicable, briefly describe** how a small overall student enrollment in the school system contributes to the likelihood that even a small number of students found eligible to participate in an alternate assessment would result in a participation rate in excess of 1.0 percent. (Example: The total tested population is less than 300 and the total number of students participating in the alternate assessment is 3 or less.):

Additionally, Caldwell Parish School System has a relatively small overall student population. As a result, even a small number of students participating in the LEAP Alternate Assessment can significantly impact the calculated participation rate. For example, during the science assessment, 9 students participated in the LEAP Alternate Assessment out of a total tested population of 687 students, which can result in an alternate assessment rate that appears disproportionately high when expressed as a percentage.

- c. **If applicable, briefly describe other or additional justification of variables** that may contribute to the school system’s alternate assessment participation rate in excess of 1.0 percent:

2. The school system verifies that all students participating in the alternate assessment meet Louisiana’s participation criteria as outlined in State Board of Elementary and Secondary Education (BESE) Bulletin 1530-Louisiana’s IEP Handbook for Students with Exceptionalities.

By submitting this form, the school system assures that the following actions are being taken to comply with the 1% participation cap threshold:



a. Review of Student Records

	Number of Reviewed Student Records	Number of Records Compliant with Eligibility Criteria	Number of Records Non-Compliant with Eligibility Criteria	Corrective Actions Taken (If Applicable)
Elementary School Students	5	5	0	NA



Middle School Students	3	3	0	N/A
High School Students	7	7	0	N/A
Total Number of Files	15	15	0	N/A

- b. The school system assures that any disproportionality in the percentage of students in any subgroup participating in the alternate assessment will be addressed through strategic actions. (Examples: Including all stakeholders in decision-making, conducting annual reviews, addressing the unique needs of English Learners (ELs), continuing education/professional development, reviewing criteria/state guidance for the alternate assessment qualification).

Special Education Lead Administrator Signature*: 	Date: 12/18/2025
Printed Name: <b>Rebekah Meredith</b>	
Superintendent / Charter Lead Administrator Signature*: 	Date: 12/18/2025
Printed Name: <b>Nicki McCann</b>	

\*Required signatures. Original signatures should be kept on file at the school system.

To submit this justification form, please sign and upload to the DM FTP by **December 1, 2025**.

# LEAP CONNECT

## Participation Review Process

### School System Participation Justification The

Department provided 2024-2025 school year alternate assessment data to school systems for review. Because your school system assessed more than 1.0 percent of students using an alternate assessment in the 2024-2025 school year, LDOE anticipates that your school system will assess more than 1.0 percent of students with an alternate assessment in the 2025-2026 school year. School systems that exceeded the 1.0 percent threshold must submit an alternate assessment justification in addition to its request for a review of data and procedures related to alternate assessment. The Every Student Succeeds Act (ESSA) requires the Department to make these justifications publicly available, provided that personally identifiable information about an individual student is not revealed.

#### School System Name: Claiborne

Enter the percentage of students who participated in alternate assessment during the 2024-2025 school year. This information was disseminated to your school system via FTP on or before October 17, 2025.

LEAP Connect Participation by Subject	Participation Percentage for SY 2024-2025
ELA: LEAP Connect Participation, see column G of data file	2.2 %
Math: LEAP Connect Participation, see column L of data file	2.2%
Science: LEAP Connect Participation, see column Q of data file	0.6%

1. Explain why the alternate assessment participation rate of 1.0 percent was exceeded for the 2024-2025 school year. **School systems must select Not Applicable (NA) or Applicable (A) for each option below. Applicable must be chosen for at least one of the following and may be chosen for more than one of the following options:**
- (N/A)** a. If applicable, provide a brief description with supporting data that identifies specific programs or circumstances within the school system that may contribute to higher enrollments of students identified with significant cognitive disabilities that would result in an alternate assessment participation rate in excess of 1.0 percent. (Example: The school system has schools, community

and/or health facilities that draw large numbers of students with significant cognitive disabilities.):

**(A)** b. If applicable, briefly describe how a small overall student enrollment in the school system contributes to the likelihood that even a small number of students found eligible to participate in an alternate assessment would result in a participation rate in excess of 1.0 percent. (Example: The total tested population is less than 300 and the total number of students participating in the alternate assessment is 3 or less.):

The Claiborne Parish School District is a relatively small district with 800 students in grades 3-12 who participated in statewide testing during the 2024-25 school year. The total number of students who participated in the LEAP Connect Alternate Assessment was 18 which put the district over the 1% cap. To stay under the 1% cap, only 8 students would be allowed to participate in the alternate assessment.

**(A)** c. If applicable, briefly describe other or additional justification of variables that may contribute to the school system's alternate assessment participation rate in excess of 1.0 percent:

Claiborne Parish School District's student population has an overall low socioeconomic rate of 88.40% which can affect cognitive and academic levels of students such as parental investment, which includes access to resources, a more stimulating home environment, and better nutrition and healthcare, all of which positively impact cognitive development. Currently, of the 330 students with disabilities in the district, 37 have the exceptionality of Intellectual Disability, 12 with Multiple Disabilities, and 6 with Autism with Intellectual Disabilities.





2. The school system verifies that all students participating in the alternate assessment meet Louisiana's participation criteria as outlined in State Board of Elementary and Secondary Education (BESE) Bulletin 1530-Louisiana's IEP Handbook for Students with Exceptionalities.

By submitting this form, the school system assures that the following actions are being taken to comply with the 1% participation cap threshold:

a. Review of Student Records

	Number of Reviewed Student Records	Number of Records Compliant with Eligibility Criteria	Number of Records Non-Compliant with Eligibility Criteria	Corrective Actions Taken (If Applicable)
Elementary School Students	2	2	0	Training provided July 21 and 29, 2025.
Middle School Students	6	6	0	Training provided July 21 and 29, 2025.
High School Students	3	3	0	Training provided July 21 and 29, 2025.
Total Number of Files	11	11	0	Training provided July 21 and 29, 2025.

b. The school system assures that any disproportionality in the percentage of students in any subgroup participating in the alternate assessment will be addressed through strategic actions. (Examples: Including all stakeholders in decision-making, conducting annual reviews, addressing the unique needs of English Learners (ELs), continuing education/professional development, reviewing criteria/state guidance for the alternate assessment qualification).

Special Education Lead Administrator Signature*: 	Date: 11/19/2025
Printed Name: Mary Prior	
Superintendent / Charter Lead Administrator Signature*: 	Date: 11/19/2025
Printed Name: Chris Brooks	

\*Required signatures. Original signatures should be kept on file at the school system. To submit this justification form, please sign and upload to the DM FTP by **December 1, 2025**.

## Alternate Assessment File Review Documentation Chart

School System Name: Claiborne	
Total Number of Students that Participated in the Alternate Assessment for the 2024-2025 SY	Minimum Required Sample Size
18	10

Total number of files reviewed			
Elementary School Students	Middle School Students	High School Students	Total Number of Records Reviewed
2	6	3	11

**Instructions:** List student identification numbers of the targeted sample of student files. Indicate the grade level and exceptionality for each student file. Enter "C" if the requirement is Compliant (requirement is met). Enter "NC" if the requirement is Non-compliant (requirement is NOT met). All items must be completed. No items may be left blank.

State ID	Grade	Exceptionality	AA-1	AA-2	AA-3
8152537969	4	Autism	C	C	C
1623483867	5	ID-Moderate	C	C	C
8366781992	6	ID-Mild	C	C	C
8396692291	6	Autism	C	C	C
2979594849	7	ID-Moderate	C	C	C
1624287247	7	ID-Mild	C	C	C
5965321791	7	ID-Mild	C	C	C
4768668194	8	ID-Moderate	C	C	C
1843323761	9	ID-Moderate	C	C	C
6918665251	10	Autism	C	C	C
6671736839	10	ID-Mild	C	C	C



## Alternate Assessment File Review Questions

Student Identification Number	8152537969	Grade	4	Exceptionality	Autism
-------------------------------	------------	-------	---	----------------	--------

### Record Review Item: AA-1

Record Review Question	Potential Sources of Documentation
<p>Does documentation demonstrate that the alternate assessment decisions met the State's participation criterion #1*, such that the student has a disability that significantly impacts cognitive function and/or adaptive behavior? This may be demonstrated in the following ways.</p> <p>A. For students who have not completed the fifth grade, an eligible student is functioning <b>three or more</b> standard deviations below the mean in cognitive functioning.</p> <p>B. For students who have completed fifth grade, an eligible student is functioning at <b>2.3 or more</b> standard deviations below the mean in cognitive functioning.</p> <p>C. For students who have completed the fifth grade, an eligible student is functioning between <b>2.0 and 2.29 or more</b> standard deviations below the mean in cognitive functioning and with <b>deficits in adaptive behavior supported by empirical evidence</b>.</p>	<ul style="list-style-type: none"> <li>• IEP</li> <li>• SER evaluation results</li> <li>• Evaluation report</li> </ul> <p><b>Note:</b> Completion of the LEAP Connect form alone cannot be used to verify compliance. The school system must verify that the student is significantly below the mean on a cognitive and/or adaptive assessment from the formal evaluation report or SER evaluation results obtained from the evaluation/reevaluation report.</p> <p>10/25/23 Cognitive Standard Deviation -4.00 10/20/23 Adaptive Standard Deviation -6.73 (Teacher)</p>
<b>Compliant</b>	<b>Non-Compliant</b>
The school system verified that the student met criterion 1 for participation in the alternate assessment.	The school system verified the student did not meet criterion 1 for participation in the alternate assessment.

### Record Review Item: AA-2

Record Review Question	Potential Sources of Documentation
Does documentation demonstrate that the alternate assessment decisions met the State's participation criterion #2, such that there is evidence the student requires extensive modified instruction aligned with the Louisiana extended standards to acquire, maintain, and generalize skills?	IEP, including the general student information (GSI), instructional plan, accommodations, and progress reports
<b>Compliant</b>	<b>Non-Compliant</b>
The school system verified that the student met criterion 2 for participation in the alternate assessment	The school system verified that the student did not meet criterion 2 for participation in the alternate assessment.

\*Based on the State's 2024-2025 alternate assessment participation criteria for the student's cohort.

8152537969

**Record Review Item: AA-3**

Record Review Question	Potential Sources of Documentation
<p>Does documentation demonstrate that the alternate assessment decisions met the State's participation criterion #3, such that there is evidence the decision to include the student in the alternate assessment is not solely based on the following:</p> <ol style="list-style-type: none"> <li>student's placement;</li> <li>excessive or extended absences;</li> <li>disruptive behavior;</li> <li>English language proficiency;</li> <li>student's reading level;</li> <li>student's disability according to Bulletin 1508;</li> <li>social, cultural, and/or economic differences;</li> <li>anticipated impact on school performance scores;</li> <li>administrative decision;</li> <li>expectation that the student will perform well on the regular statewide assessments.</li> </ol>	<p>IEP, including the general student information (GSI), instructional plan, placement / least restrictive environment, accommodations, and progress reports Evaluation report</p> <ul style="list-style-type: none"> <li>Attendance records</li> <li>Observations and interviews</li> <li>Behavior intervention plan</li> <li>Functional behavior analysis</li> <li>English language assessment results</li> <li>Historic performance on statewide assessments</li> </ul>
<b>Compliant</b>	<b>Non-Compliant</b>
The school system verified that the student met criterion 3 for participation in the alternate assessment	The school system verified the student did not meet criterion 3 for participation in the alternate assessment.

## Alternate Assessment File Review Questions

Student Identification Number	1623483867	Grade	5	Exceptionality	ID-Moderate
-------------------------------	------------	-------	---	----------------	-------------

### Record Review Item: AA-1

Record Review Question	Potential Sources of Documentation
<p>Does documentation demonstrate that the alternate assessment decisions met the State's participation criterion #1*, such that the student has a disability that significantly impacts cognitive function and/or adaptive behavior? This may be demonstrated in the following ways.</p> <p>A. For students who have not completed the fifth grade, an eligible student is functioning <b>three or more</b> standard deviations below the mean in cognitive functioning.</p> <p>B. For students who have completed fifth grade, an eligible student is functioning at <b>2.3 or more</b> standard deviations below the mean in cognitive functioning.</p> <p>C. For students who have completed the fifth grade, an eligible student is functioning between <b>2.0 and 2.29 or more</b> standard deviations below the mean in cognitive functioning and with <b>deficits in adaptive behavior supported by empirical evidence</b>.</p>	<ul style="list-style-type: none"> <li>• IEP</li> <li>• SER evaluation results</li> <li>• Evaluation report</li> </ul> <p><b>Note:</b> Completion of the LEAP Connect form alone cannot be used to verify compliance. The school system must verify that the student is significantly below the mean on a cognitive and/or adaptive assessment from the formal evaluation report or SER evaluation results obtained from the evaluation/reevaluation report.</p> <p>3/8/2023 Cognitive Assessment -3.47 Standard Deviation</p>
<b>Compliant</b>	<b>Non-Compliant</b>
The school system verified that the student met criterion 1 for participation in the alternate assessment.	The school system verified the student did not meet criterion 1 for participation in the alternate assessment.

### Record Review Item: AA-2

Record Review Question	Potential Sources of Documentation
Does documentation demonstrate that the alternate assessment decisions met the State's participation criterion #2, such that there is evidence the student requires extensive modified instruction aligned with the Louisiana extended standards to acquire, maintain, and generalize skills?	IEP, including the general student information (GSI), instructional plan, accommodations, and progress reports
<b>Compliant</b>	<b>Non-Compliant</b>
The school system verified that the student met criterion 2 for participation in the alternate assessment	The school system verified that the student did not meet criterion 2 for participation in the alternate assessment.

\*Based on the State's 2024-2025 alternate assessment participation criteria for the student's cohort.

1623483867

## Record Review Item: AA-3

Record Review Question	Potential Sources of Documentation
<p>Does documentation demonstrate that the alternate assessment decisions met the State's participation criterion #3, such that there is evidence the decision to include the student in the alternate assessment is not solely based on the following:</p> <ol style="list-style-type: none"> <li>student's placement;</li> <li>excessive or extended absences;</li> <li>disruptive behavior;</li> <li>English language proficiency;</li> <li>student's reading level;</li> <li>student's disability according to Bulletin 1508;</li> <li>social, cultural, and/or economic differences;</li> <li>anticipated impact on school performance scores;</li> <li>administrative decision;</li> <li>expectation that the student will perform well on the regular statewide assessments.</li> </ol>	<p>IEP, including the general student information (GSI), instructional plan, placement / least restrictive environment, accommodations, and progress reports</p> <p>Evaluation report</p> <ul style="list-style-type: none"> <li>Attendance records</li> <li>Observations and interviews</li> <li>Behavior intervention plan</li> <li>Functional behavior analysis</li> <li>English language assessment results</li> <li>Historic performance on statewide assessments</li> </ul>
<b>Compliant</b>	<b>Non-Compliant</b>
The school system verified that the student met criterion 3 for participation in the alternate assessment	The school system verified the student did not meet criterion 3 for participation in the alternate assessment.

## Alternate Assessment File Review Questions

Student Identification Number	8366781992	Grade	6	Exceptionality	ID- Mild
-------------------------------	------------	-------	---	----------------	----------

### Record Review Item: AA-1

Record Review Question	Potential Sources of Documentation
<p>Does documentation demonstrate that the alternate assessment decisions met the State's participation criterion #1*, such that the student has a disability that significantly impacts cognitive function and/or adaptive behavior? This may be demonstrated in the following ways.</p> <p>A. For students who have not completed the fifth grade, an eligible student is functioning <b>three or more</b> standard deviations below the mean in cognitive functioning.</p> <p><b>B.</b> For students who have completed fifth grade, an eligible student is functioning at <b>2.3 or more</b> standard deviations below the mean in cognitive functioning.</p> <p>C. For students who have completed the fifth grade, an eligible student is functioning between <b>2.0 and 2.29 or more</b> standard deviations below the mean in cognitive functioning and with <b>deficits in adaptive behavior supported by empirical evidence</b>.</p>	<ul style="list-style-type: none"> <li>• IEP</li> <li>• SER evaluation results</li> <li>• Evaluation report</li> </ul> <p><b>Note:</b> Completion of the LEAP Connect form alone cannot be used to verify compliance. The school system must verify that the student is significantly below the mean on a cognitive and/or adaptive assessment from the formal evaluation report or SER evaluation results obtained from the evaluation/reevaluation report.</p> <p>3/3/2020 Intellectual/Cognitive Assessment -2.33 Standard Deviation</p>
<b>Compliant</b>	<b>Non-Compliant</b>
The school system verified that the student met criterion 1 for participation in the alternate assessment.	The school system verified the student did not meet criterion 1 for participation in the alternate assessment.

### Record Review Item: AA-2

Record Review Question	Potential Sources of Documentation
Does documentation demonstrate that the alternate assessment decisions met the State's participation criterion #2, such that there is evidence the student requires extensive modified instruction aligned with the Louisiana extended standards to acquire, maintain, and generalize skills?	IEP, including the general student information (GSI), instructional plan, accommodations, and progress reports
<b>Compliant</b>	<b>Non-Compliant</b>
The school system verified that the student met criterion 2 for participation in the alternate assessment	The school system verified that the student did not meet criterion 2 for participation in the alternate assessment.

\*Based on the State's 2024-2025 alternate assessment participation criteria for the student's cohort.

8366781992

## Record Review Item: AA-3

Record Review Question	Potential Sources of Documentation
<p>Does documentation demonstrate that the alternate assessment decisions met the State's participation criterion #3, such that there is evidence the decision to include the student in the alternate assessment is not solely based on the following:</p> <ol style="list-style-type: none"> <li>student's placement;</li> <li>excessive or extended absences;</li> <li>disruptive behavior;</li> <li>English language proficiency;</li> <li>student's reading level;</li> <li>student's disability according to Bulletin 1508;</li> <li>social, cultural, and/or economic differences;</li> <li>anticipated impact on school performance scores;</li> <li>administrative decision;</li> <li>expectation that the student will perform well on the regular statewide assessments.</li> </ol>	<p>IEP, including the general student information (GSI), instructional plan, placement / least restrictive environment, accommodations, and progress reports Evaluation report</p> <ul style="list-style-type: none"> <li>Attendance records</li> <li>Observations and interviews</li> <li>Behavior intervention plan</li> <li>Functional behavior analysis</li> <li>English language assessment results</li> <li>Historic performance on statewide assessments</li> </ul>
<b>Compliant</b>	<b>Non-Compliant</b>
The school system verified that the student met criterion 3 for participation in the alternate assessment	The school system verified the student did not meet criterion 3 for participation in the alternate assessment.



## Alternate Assessment File Review Questions

Student Identification Number	8396692291	Grade	6	Exceptionality	Autism
-------------------------------	------------	-------	---	----------------	--------

### Record Review Item: AA-1

Record Review Question	Potential Sources of Documentation
<p>Does documentation demonstrate that the alternate assessment decisions met the State's participation criterion #1*, such that the student has a disability that significantly impacts cognitive function and/or adaptive behavior? This may be demonstrated in the following ways.</p> <p>A. For students who have not completed the fifth grade, an eligible student is functioning <b>three or more</b> standard deviations below the mean in cognitive functioning.</p> <p><b>B.</b> For students who have completed fifth grade, an eligible student is functioning at <b>2.3 or more</b> standard deviations below the mean in cognitive functioning.</p> <p>C. For students who have completed the fifth grade, an eligible student is functioning between <b>2.0 and 2.29 or more</b> standard deviations below the mean in cognitive functioning and with <b>deficits in adaptive behavior supported by empirical evidence</b>.</p>	<ul style="list-style-type: none"> <li>• IEP</li> <li>• SER evaluation results</li> <li>• Evaluation report</li> </ul> <p><b>Note:</b> Completion of the LEAP Connect form alone cannot be used to verify compliance. The school system must verify that the student is significantly below the mean on a cognitive and/or adaptive assessment from the formal evaluation report or SER evaluation results obtained from the evaluation/reevaluation report.</p> <p>9/30/2021 Cognitive Assessment -4.00 Standard Deviation</p>
<b>Compliant</b>	<b>Non-Compliant</b>
The school system verified that the student met criterion 1 for participation in the alternate assessment.	The school system verified the student did not meet criterion 1 for participation in the alternate assessment.

### Record Review Item: AA-2

Record Review Question	Potential Sources of Documentation
<p>Does documentation demonstrate that the alternate assessment decisions met the State's participation criterion #2, such that there is evidence the student requires extensive modified instruction aligned with the Louisiana extended standards to acquire, maintain, and generalize skills?</p>	<p>IEP, including the general student information (GSI), instructional plan, accommodations, and progress reports</p>
<b>Compliant</b>	<b>Non-Compliant</b>
The school system verified that the student met criterion 2 for participation in the alternate assessment	The school system verified that the student did not meet criterion 2 for participation in the alternate assessment.

\*Based on the State's 2024-2025 alternate assessment participation criteria for the student's cohort.

8396692291

## Record Review Item: AA-3

Record Review Question	Potential Sources of Documentation
<p>Does documentation demonstrate that the alternate assessment decisions met the State's participation criterion #3, such that there is evidence the decision to include the student in the alternate assessment is not solely based on the following:</p> <ol style="list-style-type: none"> <li>student's placement;</li> <li>excessive or extended absences;</li> <li>disruptive behavior;</li> <li>English language proficiency;</li> <li>student's reading level;</li> <li>student's disability according to Bulletin 1508;</li> <li>social, cultural, and/or economic differences;</li> <li>anticipated impact on school performance scores;</li> <li>administrative decision;</li> <li>expectation that the student will perform well on the regular statewide assessments.</li> </ol>	<p>IEP, including the general student information (GSI), instructional plan, placement / least restrictive environment, accommodations, and progress reports</p> <p>Evaluation report</p> <ul style="list-style-type: none"> <li>Attendance records</li> <li>Observations and interviews</li> <li>Behavior intervention plan</li> <li>Functional behavior analysis</li> <li>English language assessment results</li> <li>Historic performance on statewide assessments</li> </ul>
<b>Compliant</b>	<b>Non-Compliant</b>
The school system verified that the student met criterion 3 for participation in the alternate assessment	The school system verified the student did not meet criterion 3 for participation in the alternate assessment.



## Alternate Assessment File Review Questions

Student Identification Number	2979594849	Grade	7	Exceptionality	ID - Moderate
-------------------------------	------------	-------	---	----------------	---------------

### Record Review Item: AA-1

Record Review Question	Potential Sources of Documentation
<p>Does documentation demonstrate that the alternate assessment decisions met the State's participation criterion #1*, such that the student has a disability that significantly impacts cognitive function and/or adaptive behavior? This may be demonstrated in the following ways.</p> <p>A. For students who have not completed the fifth grade, an eligible student is functioning <b>three or more</b> standard deviations below the mean in cognitive functioning.</p> <p><b>B.</b> For students who have completed fifth grade, an eligible student is functioning at <b>2.3 or more</b> standard deviations below the mean in cognitive functioning.</p> <p>C. For students who have completed the fifth grade, an eligible student is functioning between <b>2.0 and 2.29 or more</b> standard deviations below the mean in cognitive functioning and with <b>deficits in adaptive behavior supported by empirical evidence</b>.</p>	<ul style="list-style-type: none"> <li>• IEP</li> <li>• SER evaluation results</li> <li>• Evaluation report</li> </ul> <p><b>Note:</b> Completion of the LEAP Connect form alone cannot be used to verify compliance. The school system must verify that the student is significantly below the mean on a cognitive and/or adaptive assessment from the formal evaluation report or SER evaluation results obtained from the evaluation/reevaluation report.</p> <p>10/18/19 Cognitive Assessment -3.00 Standard Deviation</p>
<b>Compliant</b>	<b>Non-Compliant</b>
The school system verified that the student met criterion 1 for participation in the alternate assessment.	The school system verified the student did not meet criterion 1 for participation in the alternate assessment.

### Record Review Item: AA-2

Record Review Question	Potential Sources of Documentation
<p>Does documentation demonstrate that the alternate assessment decisions met the State's participation criterion #2, such that there is evidence the student requires extensive modified instruction aligned with the Louisiana extended standards to acquire, maintain, and generalize skills?</p>	<p>IEP, including the general student information (GSI), instructional plan, accommodations, and progress reports</p>
<b>Compliant</b>	<b>Non-Compliant</b>
The school system verified that the student met criterion 2 for participation in the alternate assessment	The school system verified that the student did not meet criterion 2 for participation in the alternate assessment.

\*Based on the State's 2024-2025 alternate assessment participation criteria for the student's cohort.

2979594849

**Record Review Item: AA-3**

Record Review Question	Potential Sources of Documentation
<p>Does documentation demonstrate that the alternate assessment decisions met the State's participation criterion #3, such that there is evidence the decision to include the student in the alternate assessment is not solely based on the following:</p> <ol style="list-style-type: none"> <li>student's placement;</li> <li>excessive or extended absences;</li> <li>disruptive behavior;</li> <li>English language proficiency;</li> <li>student's reading level;</li> <li>student's disability according to Bulletin 1508;</li> <li>social, cultural, and/or economic differences;</li> <li>anticipated impact on school performance scores;</li> <li>administrative decision;</li> <li>expectation that the student will perform well on the regular statewide assessments.</li> </ol>	<p>IEP, including the general student information (GSI), instructional plan, placement / least restrictive environment, accommodations, and progress reports</p> <p>Evaluation report</p> <ul style="list-style-type: none"> <li>Attendance records</li> <li>Observations and interviews</li> <li>Behavior intervention plan</li> <li>Functional behavior analysis</li> <li>English language assessment results</li> <li>Historic performance on statewide assessments</li> </ul>
<b>Compliant</b>	<b>Non-Compliant</b>
The school system verified that the student met criterion 3 for participation in the alternate assessment	The school system verified the student did not meet criterion 3 for participation in the alternate assessment.

## Alternate Assessment File Review Questions

Student Identification Number	1624287247	Grade	7	Exceptionality	ID-Mild
-------------------------------	------------	-------	---	----------------	---------

### Record Review Item: AA-1

Record Review Question	Potential Sources of Documentation
<p>Does documentation demonstrate that the alternate assessment decisions met the State's participation criterion #1*, such that the student has a disability that significantly impacts cognitive function and/or adaptive behavior? This may be demonstrated in the following ways.</p> <p>A. For students who have not completed the fifth grade, an eligible student is functioning <b>three or more</b> standard deviations below the mean in cognitive functioning.</p> <p><b>B.</b> For students who have completed fifth grade, an eligible student is functioning at <b>2.3 or more</b> standard deviations below the mean in cognitive functioning.</p> <p>C. For students who have completed the fifth grade, an eligible student is functioning between <b>2.0 and 2.29 or more</b> standard deviations below the mean in cognitive functioning and with <b>deficits in adaptive behavior supported by empirical evidence</b>.</p>	<ul style="list-style-type: none"> <li>• IEP</li> <li>• SER evaluation results</li> <li>• Evaluation report</li> </ul> <p><b>Note:</b> Completion of the LEAP Connect form alone cannot be used to verify compliance. The school system must verify that the student is significantly below the mean on a cognitive and/or adaptive assessment from the formal evaluation report or SER evaluation results obtained from the evaluation/reevaluation report.</p> <p><i>Cognitive Assessment 11/5/18 -2.93 Standard Deviation</i></p>
<b>Compliant</b>	<b>Non-Compliant</b>
The school system verified that the student met criterion 1 for participation in the alternate assessment.	The school system verified the student did not meet criterion 1 for participation in the alternate assessment.

### Record Review Item: AA-2

Record Review Question	Potential Sources of Documentation
Does documentation demonstrate that the alternate assessment decisions met the State's participation criterion #2, such that there is evidence the student requires extensive modified instruction aligned with the Louisiana extended standards to acquire, maintain, and generalize skills?	IEP, including the general student information (GSI), instructional plan, accommodations, and progress reports
<b>Compliant</b>	<b>Non-Compliant</b>
The school system verified that the student met criterion 2 for participation in the alternate assessment	The school system verified that the student did not meet criterion 2 for participation in the alternate assessment.

\*Based on the State's 2024-2025 alternate assessment participation criteria for the student's cohort.

1624287247

## Record Review Item: AA-3

Record Review Question	Potential Sources of Documentation
<p>Does documentation demonstrate that the alternate assessment decisions met the State's participation criterion #3, such that there is evidence the decision to include the student in the alternate assessment is not solely based on the following:</p> <ol style="list-style-type: none"> <li>student's placement;</li> <li>excessive or extended absences;</li> <li>disruptive behavior;</li> <li>English language proficiency;</li> <li>student's reading level;</li> <li>student's disability according to Bulletin 1508;</li> <li>social, cultural, and/or economic differences;</li> <li>anticipated impact on school performance scores;</li> <li>administrative decision;</li> <li>expectation that the student will perform well on the regular statewide assessments.</li> </ol>	<p>IEP, including the general student information (GSI), instructional plan, placement / least restrictive environment, accommodations, and progress reports</p> <p>Evaluation report</p> <ul style="list-style-type: none"> <li>Attendance records</li> <li>Observations and interviews</li> <li>Behavior intervention plan</li> <li>Functional behavior analysis</li> <li>English language assessment results</li> <li>Historic performance on statewide assessments</li> </ul>
<b>Compliant</b>	<b>Non-Compliant</b>
The school system verified that the student met criterion 3 for participation in the alternate assessment	The school system verified the student did not meet criterion 3 for participation in the alternate assessment.

## Alternate Assessment File Review Questions

Student Identification Number	5965321791	Grade	7	Exceptionality	ID-Mild
-------------------------------	------------	-------	---	----------------	---------

### Record Review Item: AA-1

Record Review Question	Potential Sources of Documentation
<p>Does documentation demonstrate that the alternate assessment decisions met the State's participation criterion #1*, such that the student has a disability that significantly impacts cognitive function and/or adaptive behavior? This may be demonstrated in the following ways.</p> <p>A. For students who have not completed the fifth grade, an eligible student is functioning <b>three or more</b> standard deviations below the mean in cognitive functioning.</p> <p>B. For students who have completed fifth grade, an eligible student is functioning at <b>2.3 or more</b> standard deviations below the mean in cognitive functioning.</p> <p>C. For students who have completed the fifth grade, an eligible student is functioning between <b>2.0 and 2.29 or more</b> standard deviations below the mean in cognitive functioning and with <b>deficits in adaptive behavior supported by empirical evidence</b>.</p>	<ul style="list-style-type: none"> <li>• IEP</li> <li>• SER evaluation results</li> <li>• Evaluation report</li> </ul> <p><b>Note:</b> Completion of the LEAP Connect form alone cannot be used to verify compliance. The school system must verify that the student is significantly below the mean on a cognitive and/or adaptive assessment from the formal evaluation report or SER evaluation results obtained from the evaluation/reevaluation report.</p> <p><i>8/20/2020 Cognitive Assessment -3.20 Standard Deviation</i></p>
<b>Compliant</b>	<b>Non-Compliant</b>
The school system verified that the student met criterion 1 for participation in the alternate assessment.	The school system verified the student did not meet criterion 1 for participation in the alternate assessment.

### Record Review Item: AA-2

Record Review Question	Potential Sources of Documentation
<p>Does documentation demonstrate that the alternate assessment decisions met the State's participation criterion #2, such that there is evidence the student requires extensive modified instruction aligned with the Louisiana extended standards to acquire, maintain, and generalize skills?</p>	<p>IEP, including the general student information (GSI), instructional plan, accommodations, and progress reports</p>
<b>Compliant</b>	<b>Non-Compliant</b>
The school system verified that the student met criterion 2 for participation in the alternate assessment	The school system verified that the student did not meet criterion 2 for participation in the alternate assessment.

\*Based on the State's 2024-2025 alternate assessment participation criteria for the student's cohort.

5965321791

**Record Review Item: AA-3**

Record Review Question	Potential Sources of Documentation
<p>Does documentation demonstrate that the alternate assessment decisions met the State's participation criterion #3, such that there is evidence the decision to include the student in the alternate assessment is not solely based on the following:</p> <ol style="list-style-type: none"> <li>student's placement;</li> <li>excessive or extended absences;</li> <li>disruptive behavior;</li> <li>English language proficiency;</li> <li>student's reading level;</li> <li>student's disability according to Bulletin 1508;</li> <li>social, cultural, and/or economic differences;</li> <li>anticipated impact on school performance scores;</li> <li>administrative decision;</li> <li>expectation that the student will perform well on the regular statewide assessments.</li> </ol>	<p>IEP, including the general student information (GSI), instructional plan, placement / least restrictive environment, accommodations, and progress reports Evaluation report</p> <ul style="list-style-type: none"> <li>Attendance records</li> <li>Observations and interviews</li> <li>Behavior intervention plan</li> <li>Functional behavior analysis</li> <li>English language assessment results</li> <li>Historic performance on statewide assessments</li> </ul>
<b>Compliant</b>	<b>Non-Compliant</b>
The school system verified that the student met criterion 3 for participation in the alternate assessment	The school system verified the student did not meet criterion 3 for participation in the alternate assessment.



## Alternate Assessment File Review Questions

Student Identification Number	4768668194	Grade	8	Exceptionality	ID-Moderate
-------------------------------	------------	-------	---	----------------	-------------

### Record Review Item: AA-1

Record Review Question	Potential Sources of Documentation
<p>Does documentation demonstrate that the alternate assessment decisions met the State's participation criterion #1*, such that the student has a disability that significantly impacts cognitive function and/or adaptive behavior? This may be demonstrated in the following ways.</p> <p>A. For students who have not completed the fifth grade, an eligible student is functioning <b>three or more</b> standard deviations below the mean in cognitive functioning.</p> <p><b>B.</b> For students who have completed fifth grade, an eligible student is functioning at <b>2.3 or more</b> standard deviations below the mean in cognitive functioning.</p> <p>C. For students who have completed the fifth grade, an eligible student is functioning between <b>2.0 and 2.29 or more</b> standard deviations below the mean in cognitive functioning and with <b>deficits in adaptive behavior supported by empirical evidence</b>.</p>	<ul style="list-style-type: none"> <li>• IEP</li> <li>• SER evaluation results</li> <li>• Evaluation report</li> </ul> <p><b>Note:</b> Completion of the LEAP Connect form alone cannot be used to verify compliance. The school system must verify that the student is significantly below the mean on a cognitive and/or adaptive assessment from the formal evaluation report or SER evaluation results obtained from the evaluation/reevaluation report.</p> <p><i>Cognitive Assessment 3/7/2019 -3.33 Standard Deviation</i></p>
<b>Compliant</b>	<b>Non-Compliant</b>
The school system verified that the student met criterion 1 for participation in the alternate assessment.	The school system verified the student did not meet criterion 1 for participation in the alternate assessment.

### Record Review Item: AA-2

Record Review Question	Potential Sources of Documentation
<p>Does documentation demonstrate that the alternate assessment decisions met the State's participation criterion #2, such that there is evidence the student requires extensive modified instruction aligned with the Louisiana extended standards to acquire, maintain, and generalize skills?</p>	<p>IEP, including the general student information (GSI), instructional plan, accommodations, and progress reports</p>
<b>Compliant</b>	<b>Non-Compliant</b>
The school system verified that the student met criterion 2 for participation in the alternate assessment	The school system verified that the student did not meet criterion 2 for participation in the alternate assessment.

\*Based on the State's 2024-2025 alternate assessment participation criteria for the student's cohort.

4768668194

**Record Review Item: AA-3**

Record Review Question	Potential Sources of Documentation
<p>Does documentation demonstrate that the alternate assessment decisions met the State's participation criterion #3, such that there is evidence the decision to include the student in the alternate assessment is not solely based on the following:</p> <ol style="list-style-type: none"> <li>student's placement;</li> <li>excessive or extended absences;</li> <li>disruptive behavior;</li> <li>English language proficiency;</li> <li>student's reading level;</li> <li>student's disability according to Bulletin 1508;</li> <li>social, cultural, and/or economic differences;</li> <li>anticipated impact on school performance scores;</li> <li>administrative decision;</li> <li>expectation that the student will perform well on the regular statewide assessments.</li> </ol>	<p>IEP, including the general student information (GSI), instructional plan, placement / least restrictive environment, accommodations, and progress reports</p> <p>Evaluation report</p> <ul style="list-style-type: none"> <li>Attendance records</li> <li>Observations and interviews</li> <li>Behavior intervention plan</li> <li>Functional behavior analysis</li> <li>English language assessment results</li> <li>Historic performance on statewide assessments</li> </ul>
<b>Compliant</b>	<b>Non-Compliant</b>
The school system verified that the student met criterion 3 for participation in the alternate assessment	The school system verified the student did not meet criterion 3 for participation in the alternate assessment.



## Alternate Assessment File Review Questions

Student Identification Number	1843323761	Grade	9	Exceptionality	ID-Moderate
-------------------------------	------------	-------	---	----------------	-------------

### Record Review Item: AA-1

Record Review Question	Potential Sources of Documentation
<p>Does documentation demonstrate that the alternate assessment decisions met the State's participation criterion #1*, such that the student has a disability that significantly impacts cognitive function and/or adaptive behavior? This may be demonstrated in the following ways.</p> <p>A. For students who have not completed the fifth grade, an eligible student is functioning <b>three or more</b> standard deviations below the mean in cognitive functioning.</p> <p><b>B.</b> For students who have completed fifth grade, an eligible student is functioning at <b>2.3 or more</b> standard deviations below the mean in cognitive functioning.</p> <p>C. For students who have completed the fifth grade, an eligible student is functioning between <b>2.0 and 2.29 or more</b> standard deviations below the mean in cognitive functioning and with <b>deficits in adaptive behavior supported by empirical evidence</b>.</p>	<ul style="list-style-type: none"> <li>• IEP</li> <li>• SER evaluation results</li> <li>• Evaluation report</li> </ul> <p><b>Note:</b> Completion of the LEAP Connect form alone cannot be used to verify compliance. The school system must verify that the student is significantly below the mean on a cognitive and/or adaptive assessment from the formal evaluation report or SER evaluation results obtained from the evaluation/reevaluation report.</p> <p><i>Cognitive Assessment 10/26/2020 -4.00 Standard Deviation</i></p>
<b>Compliant</b>	<b>Non-Compliant</b>
The school system verified that the student met criterion 1 for participation in the alternate assessment.	The school system verified the student did not meet criterion 1 for participation in the alternate assessment.

### Record Review Item: AA-2

Record Review Question	Potential Sources of Documentation
Does documentation demonstrate that the alternate assessment decisions met the State's participation criterion #2, such that there is evidence the student requires extensive modified instruction aligned with the Louisiana extended standards to acquire, maintain, and generalize skills?	IEP, including the general student information (GSI), instructional plan, accommodations, and progress reports
<b>Compliant</b>	<b>Non-Compliant</b>
The school system verified that the student met criterion 2 for participation in the alternate assessment	The school system verified that the student did not meet criterion 2 for participation in the alternate assessment.

\*Based on the State's 2024-2025 alternate assessment participation criteria for the student's cohort.

184 3323 761

**Record Review Item: AA-3**

Record Review Question	Potential Sources of Documentation
<p>Does documentation demonstrate that the alternate assessment decisions met the State's participation criterion #3, such that there is evidence the decision to include the student in the alternate assessment is not solely based on the following:</p> <ol style="list-style-type: none"> <li>student's placement;</li> <li>excessive or extended absences;</li> <li>disruptive behavior;</li> <li>English language proficiency;</li> <li>student's reading level;</li> <li>student's disability according to Bulletin 1508;</li> <li>social, cultural, and/or economic differences;</li> <li>anticipated impact on school performance scores;</li> <li>administrative decision;</li> <li>expectation that the student will perform well on the regular statewide assessments.</li> </ol>	<p>IEP, including the general student information (GSI), instructional plan, placement / least restrictive environment, accommodations, and progress reports Evaluation report</p> <ul style="list-style-type: none"> <li>Attendance records</li> <li>Observations and interviews</li> <li>Behavior intervention plan</li> <li>Functional behavior analysis</li> <li>English language assessment results</li> <li>Historic performance on statewide assessments</li> </ul>
<b>Compliant</b>	<b>Non-Compliant</b>
The school system verified that the student met criterion 3 for participation in the alternate assessment	The school system verified the student did not meet criterion 3 for participation in the alternate assessment.

## Alternate Assessment File Review Questions

Student Identification Number	6918665251	Grade	10	Exceptionality	Autism
-------------------------------	------------	-------	----	----------------	--------

### Record Review Item: AA-1

Record Review Question	Potential Sources of Documentation
<p>Does documentation demonstrate that the alternate assessment decisions met the State's participation criterion #1*, such that the student has a disability that significantly impacts cognitive function and/or adaptive behavior? This may be demonstrated in the following ways.</p> <p>A. For students who have not completed the fifth grade, an eligible student is functioning <b>three or more</b> standard deviations below the mean in cognitive functioning.</p> <p><b>B.</b> For students who have completed fifth grade, an eligible student is functioning at <b>2.3 or more</b> standard deviations below the mean in cognitive functioning.</p> <p>C. For students who have completed the fifth grade, an eligible student is functioning between <b>2.0 and 2.29 or more</b> standard deviations below the mean in cognitive functioning and with <b>deficits in adaptive behavior supported by empirical evidence</b>.</p>	<ul style="list-style-type: none"> <li>• IEP</li> <li>• SER evaluation results</li> <li>• Evaluation report</li> </ul> <p><b>Note:</b> Completion of the LEAP Connect form alone cannot be used to verify compliance. The school system must verify that the student is significantly below the mean on a cognitive and/or adaptive assessment from the formal evaluation report or SER evaluation results obtained from the evaluation/reevaluation report.</p> <p><i>Cognitive Assessment 9/20/2019 Standard Deviation -3.86</i></p>
<b>Compliant</b>	<b>Non-Compliant</b>
The school system verified that the student met criterion 1 for participation in the alternate assessment.	The school system verified the student did not meet criterion 1 for participation in the alternate assessment.

### Record Review Item: AA-2

Record Review Question	Potential Sources of Documentation
Does documentation demonstrate that the alternate assessment decisions met the State's participation criterion #2, such that there is evidence the student requires extensive modified instruction aligned with the Louisiana extended standards to acquire, maintain, and generalize skills?	IEP, including the general student information (GSI), instructional plan, accommodations, and progress reports
<b>Compliant</b>	<b>Non-Compliant</b>
The school system verified that the student met criterion 2 for participation in the alternate assessment	The school system verified that the student did not meet criterion 2 for participation in the alternate assessment.

\*Based on the State's 2024-2025 alternate assessment participation criteria for the student's cohort.

6918665251

## Record Review Item: AA-3

Record Review Question	Potential Sources of Documentation
<p>Does documentation demonstrate that the alternate assessment decisions met the State's participation criterion #3, such that there is evidence the decision to include the student in the alternate assessment is not solely based on the following:</p> <ol style="list-style-type: none"> <li>student's placement;</li> <li>excessive or extended absences;</li> <li>disruptive behavior;</li> <li>English language proficiency;</li> <li>student's reading level;</li> <li>student's disability according to Bulletin 1508;</li> <li>social, cultural, and/or economic differences;</li> <li>anticipated impact on school performance scores;</li> <li>administrative decision;</li> <li>expectation that the student will perform well on the regular statewide assessments.</li> </ol>	<p>IEP, including the general student information (GSI), instructional plan, placement / least restrictive environment, accommodations, and progress reports Evaluation report</p> <ul style="list-style-type: none"> <li>Attendance records</li> <li>Observations and interviews</li> <li>Behavior intervention plan</li> <li>Functional behavior analysis</li> <li>English language assessment results</li> <li>Historic performance on statewide assessments</li> </ul>
<b>Compliant</b>	<b>Non-Compliant</b>
The school system verified that the student met criterion 3 for participation in the alternate assessment	The school system verified the student did not meet criterion 3 for participation in the alternate assessment.

## Alternate Assessment File Review Questions

Student Identification Number	6671736839	Grade	10	Exceptionality	ID-Mild
-------------------------------	------------	-------	----	----------------	---------

### Record Review Item: AA-1

Record Review Question	Potential Sources of Documentation
<p>Does documentation demonstrate that the alternate assessment decisions met the State's participation criterion #1*, such that the student has a disability that significantly impacts cognitive function and/or adaptive behavior? This may be demonstrated in the following ways.</p> <p>A. For students who have not completed the fifth grade, an eligible student is functioning <b>three or more</b> standard deviations below the mean in cognitive functioning.</p> <p><b>B.</b> For students who have completed fifth grade, an eligible student is functioning at <b>2.3 or more</b> standard deviations below the mean in cognitive functioning.</p> <p>C. For students who have completed the fifth grade, an eligible student is functioning between <b>2.0 and 2.29 or more</b> standard deviations below the mean in cognitive functioning and with <b>deficits in adaptive behavior supported by empirical evidence</b>.</p>	<ul style="list-style-type: none"> <li>• IEP</li> <li>• SER evaluation results</li> <li>• Evaluation report</li> </ul> <p><b>Note:</b> Completion of the LEAP Connect form alone cannot be used to verify compliance. The school system must verify that the student is significantly below the mean on a cognitive and/or adaptive assessment from the formal evaluation report or SER evaluation results obtained from the evaluation/reevaluation report.</p> <p><i>Cognitive Assessment 5/22/2017 -2.70 Standard Deviation</i></p>
<b>Compliant</b>	<b>Non-Compliant</b>
The school system verified that the student met criterion 1 for participation in the alternate assessment.	The school system verified the student did not meet criterion 1 for participation in the alternate assessment.

### Record Review Item: AA-2

Record Review Question	Potential Sources of Documentation
Does documentation demonstrate that the alternate assessment decisions met the State's participation criterion #2, such that there is evidence the student requires extensive modified instruction aligned with the Louisiana extended standards to acquire, maintain, and generalize skills?	IEP, including the general student information (GSI), instructional plan, accommodations, and progress reports
<b>Compliant</b>	<b>Non-Compliant</b>
The school system verified that the student met criterion 2 for participation in the alternate assessment	The school system verified that the student did not meet criterion 2 for participation in the alternate assessment.

\*Based on the State's 2024-2025 alternate assessment participation criteria for the student's cohort.

6671736839

**Record Review Item: AA-3**

Record Review Question	Potential Sources of Documentation
<p>Does documentation demonstrate that the alternate assessment decisions met the State's participation criterion #3, such that there is evidence the decision to include the student in the alternate assessment is not solely based on the following:</p> <ul style="list-style-type: none"> <li>a. student's placement;</li> <li>b. excessive or extended absences;</li> <li>c. disruptive behavior;</li> <li>d. English language proficiency;</li> <li>e. student's reading level;</li> <li>f. student's disability according to Bulletin 1508;</li> <li>g. social, cultural, and/or economic differences;</li> <li>h. anticipated impact on school performance scores;</li> <li>i. administrative decision;</li> <li>j. expectation that the student will perform well on the regular statewide assessments.</li> </ul>	<p>IEP, including the general student information (GSI), instructional plan, placement / least restrictive environment, accommodations, and progress reports</p> <p>Evaluation report</p> <ul style="list-style-type: none"> <li>• Attendance records</li> <li>• Observations and interviews</li> <li>• Behavior intervention plan</li> <li>• Functional behavior analysis</li> <li>• English language assessment results</li> <li>• Historic performance on statewide assessments</li> </ul>
<b>Compliant</b>	<b>Non-Compliant</b>
The school system verified that the student met criterion 3 for participation in the alternate assessment	The school system verified the student did not meet criterion 3 for participation in the alternate assessment.



## SCHOOL SYSTEM ALTERNATE ASSESSMENT PARTICIPATION REVIEW REQUEST

Complete and submit this review request only if the school system's participation in the alternate assessment exceeded 1.0 percent for the 2024-2025 school year.

**Claiborne Parish** school system is requesting an alternate assessment participation review to BESE Bulletin §903. *Inclusion of Students in the Subgroup Competent Performance*. The school system must provide the following assurances and submit to the Louisiana Department of Education (LDOE) an action plan or evidence of actions.

Please select Yes or No to each action listed below.

1. **Yes** By checking yes, Claiborne Parish school system has verified that students participating in the alternate assessment met Louisiana's participation criteria by verifying that all students who took the LEAP Connect alternate assessment had required evaluation results (cognitive adaptive assessment(s)) corresponding to appropriate grade-based eligibility criteria entered in SER by the January 10, 2025, deadline. This verification report is titled **Evaluation Results Report - Alternate Assessment and can be run from the Reports section in eSER.**
2. **Yes** By checking yes, Claiborne Parish school system has verified that they reviewed the data showing the percentage of students in any subgroup taking the alternate assessment for disproportionality.
  - a. Describe the school system's review process of subgroup data for possible disproportionality.

The Claiborne Parish School System applies the state mandated LEAP Connect criteria, uses data from student progress and assessments, evaluation result, and parent input to make IEP team decisions about assessment participation. The district honors the decision of the IEP team based on each student's individual needs. Claiborne Parish is a relatively small school district with approximately 800 students who participated in statewide testing during the 2024-25 school year. Our total number of students participating in the LEAP Connect Alternate Assessment was 18 which put us over the 1.0% cap

b. If applicable, describe the school system's plan to address any disproportionality in the percentage of students in any subgroup taking the alternate assessment.

The Claiborne Parish School has trained its Pupil Appraisal Team, Instructional Strategist, IEP Facilitator, School Administrators, Related Services personnel and Special Education teachers on the new LEAP Connect criteria. We will follow the criteria mandated and continue to make LEAP assessment decisions based on the state's criteria and individual student data.

3. **Yes** By checking yes, Claiborne Parish school system has verified that staff serving on individualized education program (IEP) teams have completed training on the alternate assessment participation criteria outlined in BESE Bulletin 1530 §505, ensuring teams implement the guidelines so that every student participates in the most appropriate assessment of their learning. **Provide training date(s) and topic(s) in the table below.**

If training has not yet been completed, select No for question 3. Select Yes for question 4 and describe the school system’s plan to provide training.

July 21, 2025	Special Education Back to School Inservice New LEAP Connect Criteria training with special education teachers, Pupil Appraisal Team, IEP Facilitator, Related Services Personnel, and Instructional Strategist
July 29, 2025	Back to School Principals Meeting New LEAP Connect Criteria training for school administrators

4. **Yes** By checking yes, Claiborne Parish school system verifies that they will complete training for school staff who participate as members of the individualized education program (IEP) team to ensure the team understands and implements the guidelines established by BESE Bulletin 1530 §505. *Alternate Assessment Participation Criteria*. **Describe the school system’s plan to provide training.**
5. **Yes** By checking yes, Claiborne Parish school system understands that the LDOE will select a percentage of student files for review to verify whether the student is eligible for participation in the alternate assessment based on the State’s criteria.
6. If applicable, provide a summary of any additional action(s) the school system plans to take to ensure only students with the most significant cognitive disabilities participate in alternate assessments.





Please provide a school system contact in the event there is a request by the LDOE for verification of any information provided in this review.

Name: Mary Prior Position: Supervisor of Special Education

Telephone Contact: (318) 927-2496 Email: mprior@cpsb.us

Required Signatures \* Original signatures should be kept on file at the school system.

Special Education Director Signature*: 	Date: <u>10/27/25</u>
Printed Name: <u>Mary Prior</u>	
Superintendent Signature*: 	Date: <u>10-27-25</u>
Printed Name: <u>Chris Brooks</u>	

## Division of Diverse Learners

# LEAP CONNECT

## Participation Review Process

### School System Participation Justification

The Department provided 2024-2025 school year alternate assessment data to school systems for review. Because your school system assessed more than 1.0 percent of students using an alternate assessment in the 2024-2025 school year, LDOE anticipates that your school system will assess more than 1.0 percent of students with an alternate assessment in the 2025-2026 school year. School systems that exceeded the 1.0 percent threshold must submit an alternate assessment justification in addition to its request for a review of data and procedures related to alternate assessment. The Every Student Succeeds Act (ESSA) requires the Department to make these justifications publicly available, provided that personally identifiable information about an individual student is not revealed.

**School System Name:** Concordia Parish

Enter the percentage of students who participated in alternate assessment during the 2024-2025 school year. This information was disseminated to your school system via FTP on or before October 17, 2025.

LEAP Connect Participation by Subject	Participation Percentage for SY 2024-2025
<b>ELA:</b> LEAP Connect Participation, see column G of data file	100 %
<b>Math:</b> LEAP Connect Participation, see column L of data file	100 %
<b>Science:</b> LEAP Connect Participation, see column Q of data file	100 %

- Explain why the alternate assessment participation rate of 1.0 percent was exceeded for the 2024-2025 school year. **School systems must select Not Applicable (NA) or Applicable (A) for each option below. Applicable must be chosen for at least one of the following and may be chosen for more than one of the following options:**
  - If applicable, provide a brief description with supporting data** that identifies specific programs or circumstances within the school system that may contribute to higher enrollments of students identified with significant cognitive disabilities that would result in an alternate assessment participation rate in excess of 1.0 percent. (Example: The school system has schools, community

and/or health facilities that draw large numbers of students with significant cognitive disabilities.);

- N/A
- b. **If applicable, briefly describe** how a small overall student enrollment in the school system contributes to the likelihood that even a small number of students found eligible to participate in an alternate assessment would result in a participation rate in excess of 1.0 percent. (Example: The total tested population is less than 300 and the total number of students participating in the alternate assessment is 3 or less.):

- A
- c. **If applicable, briefly describe other or additional justification of variables** that may contribute to the school system's alternate assessment participation rate in excess of 1.0 percent:

See Attached

2. The school system verifies that all students participating in the alternate assessment meet Louisiana's participation criteria as outlined in State Board of Elementary and Secondary Education (BESE) Bulletin 1530-Louisiana's IEP Handbook for Students with Exceptionalities.

By submitting this form, the school system assures that the following actions are being taken to comply with the 1% participation cap threshold:

- a. Review of Student Records

	Number of Reviewed Student Records	Number of Records Compliant with Eligibility Criteria	Number of Records Non-Compliant with Eligibility Criteria	Corrective Actions Taken (If Applicable)
Elementary School Students	2	2	0	N/A



1c. If applicable, briefly describe other or additional justification of variables that may contribute to the school system's alternate assessment participation rate in excess of 1.0 percent:

Concordia Parish follows the state's eligibility criteria for students that participate in alternate assessment. In addition, Pupil Appraisal staff has to approve any student that the teacher is recommending for Alternate Assessment on or before IEP meeting using the Leap Connect Eligibility Criteria form which is the same as the state's criteria.

Middle School Students	6	6	0	N/A
High School Students	2	2	0	N/A
Total Number of Files	10	10	0	N/A

- b. The school system assures that any disproportionality in the percentage of students in any subgroup participating in the alternate assessment will be addressed through strategic actions. (Examples: Including all stakeholders in decision-making, conducting annual reviews, addressing the unique needs of English Learners (ELs), continuing education/professional development, reviewing criteria/state guidance for the alternate assessment qualification).

Special Education Lead Administrator Signature*: <i>Ashley Prunty</i>	Date: <i>12/1/25</i>
Printed Name: <i>Ashley Prunty</i>	
Superintendent / Charter Lead Administrator Signature*: <i>Tyana Watson-Bachus</i>	Date: <i>12-3-25</i>
Printed Name: <i>Tyana Watson-Bachus</i>	

\*Required signatures. Original signatures should be kept on file at the school system.

To submit this justification form, please sign and upload to the DM FTP by **December 1, 2025**.

## LEAP Connect Eligibility Criteria

Student Name \_\_\_\_\_ Grade \_\_\_\_\_ School \_\_\_\_\_

Exceptionality: \_\_\_\_\_ Teacher \_\_\_\_\_ Reviewer \_\_\_\_\_

**1. Does the student have a significant cognitive disability?**

Must be demonstrated by ONE of the following ways:

Cognitive: \_\_\_\_\_ Date: \_\_\_\_\_ Standard Deviation (SD) \_\_\_\_\_

\_\_\_\_\_ Student has NOT completed 5th Grade and is functioning 3 or more standard deviations below the mean in cognitive functioning.

\_\_\_\_\_ Student has completed 5th grade and is functioning 2.5 or more standard deviations below the mean in cognitive functioning.

**2. Does the student require direct individual instruction and substantial supports to achieve gains on the Louisiana Connectors standards?**

Both of the following must be met:

\_\_\_\_\_ The student requires extensive, repeated, individualized instruction and support that is not of a temporary or transient nature AND

\_\_\_\_\_ The student uses substantially adapted materials and individualized methods of accessing information in alternative ways to acquire, maintain, generalize, demonstrate and transfer skills across multiple settings.

**3. The decision to include the student in alternative assessment is not based solely on:**

1. The student's placement
2. Excessive or extended absences
3. Disruptive behavior
4. English language proficiency
5. Student's reading level
6. Student's disability according to Bulletin 1508
7. Social, cultural, and/or economic differences
8. Anticipated impact on school performance scores
9. Administrative decision
10. The expectation that the student will not perform well on the LEAP 2025 or other statewide assessments
11. The student's previous need for accommodation(s) to participate in general state or district-wide assessments

Is the decision based solely on any of the above?

10/2025

\_\_\_\_\_ Yes \_\_\_\_\_ No



**Division of Diverse Learners**

# LEAP CONNECT

## Participation Review Process

### School System Participation Justification

The Department provided 2024-2025 school year alternate assessment data to school systems for review. Because your school system assessed more than 1.0 percent of students using an alternate assessment in the 2024-2025 school year, LDOE anticipates that your school system will assess more than 1.0 percent of students with an alternate assessment in the 2025-2026 school year. School systems that exceeded the 1.0 percent threshold must submit an alternate assessment justification in addition to its request for a review of data and procedures related to alternate assessment. The Every Student Succeeds Act (ESSA) requires the Department to make these justifications publicly available, provided that personally identifiable information about an individual student is not revealed.

**School System Name:** Franklin Parish

Enter the percentage of students who participated in alternate assessment during the 2024-2025 school year. This information was disseminated to your school system via FTP on or before October 17, 2025.

LEAP Connect Participation by Subject	Participation Percentage for SY 2024-2025	
<b>ELA:</b> LEAP Connect Participation, see column G of data file	2.8	%
<b>Math:</b> LEAP Connect Participation, see column L of data file	2.8	%
<b>Science:</b> LEAP Connect Participation, see column Q of data file	1.7	%

1. Explain why the alternate assessment participation rate of 1.0 percent was exceeded for the 2024-2025 school year. **School systems must select Not Applicable (NA) or Applicable (A) for each option below. Applicable must be chosen for at least one of the following and may be chosen for more than one of the following options:**

NA

- a. **If applicable, provide a brief description with supporting data** that identifies specific programs or circumstances within the school system that may contribute to higher enrollments of students identified with significant cognitive disabilities that would result in an alternate assessment participation rate in excess of 1.0 percent. (Example: The school system has schools, community



and/or health facilities that draw large numbers of students with significant cognitive disabilities.):

NA

- b. **If applicable, briefly describe** how a small overall student enrollment in the school system contributes to the likelihood that even a small number of students found eligible to participate in an alternate assessment would result in a participation rate in excess of 1.0 percent. (Example: The total tested population is less than 300 and the total number of students participating in the alternate assessment is 3 or less.):

Our district's alternate assessment participation rate exceeds 1.0% due to unique demographic and instructional needs, including a higher proportion of students with significant cognitive disabilities who require extensive, individualized supports to access the curriculum.

The total enrollment of the school is approximately 2,500 and the total number of students who took the LEAP Connect were 59 students.

NA

- c. **If applicable, briefly describe other or additional justification of variables** that may contribute to the school system's alternate assessment participation rate in excess of 1.0 percent:

This also includes LAAR and NAAR

2. The school system verifies that all students participating in the alternate assessment meet Louisiana's participation criteria as outlined in State Board of Elementary and Secondary Education (BESE) Bulletin 1530-Louisiana's IEP Handbook for Students with Exceptionalities.

By submitting this form, the school system assures that the following actions are being taken to comply with the 1% participation cap threshold:



- a. Review of Student Records

	Number of Reviewed Student Records	Number of Records Compliant with Eligibility Criteria	Number of Records Non-Compliant with Eligibility Criteria	Corrective Actions Taken (If Applicable)
Elementary School Students	10	10	0	N/A



Middle School Students	20	20	0	N/A
High School Students	35	35	0	N/A
Total Number of Files	65	65	0	N/A

- b. The school system assures that any disproportionality in the percentage of students in any subgroup participating in the alternate assessment will be addressed through strategic actions. (Examples: Including all stakeholders in decision-making, conducting annual reviews, addressing the unique needs of English Learners (ELs), continuing education/professional development, reviewing criteria/state guidance for the alternate assessment qualification).

Special Education Lead Administrator Signature*: 	Date: 11/14/25
Printed Name: <b>Rebecca Huff</b>	
Superintendent / Charter Lead Administrator Signature*: 	Date: 11/19/25
Printed Name: <b>John Gullatt</b>	

\*Required signatures. Original signatures should be kept on file at the school system.

To submit this justification form, please sign and upload to the DM FTP by **December 1, 2025**.



## Division of Diverse Learners

# LEAP CONNECT

## Participation Review Process

### School System Participation Justification

The Department provided 2024-2025 school year alternate assessment data to school systems for review. Because your school system assessed more than 1.0 percent of students using an alternate assessment in the 2024-2025 school year, LDOE anticipates that your school system will assess more than 1.0 percent of students with an alternate assessment in the 2025-2026 school year. School systems that exceeded the 1.0 percent threshold must submit an alternate assessment justification in addition to its request for a review of data and procedures related to alternate assessment. The Every Student Succeeds Act (ESSA) requires the Department to make these justifications publicly available, provided that personally identifiable information about an individual student is not revealed.

**School System Name:** GRANT PARISH

Enter the percentage of students who participated in alternate assessment during the 2024-2025 school year. This information was disseminated to your school system via FTP on or before October 17, 2025.

LEAP Connect Participation by Subject	Participation Percentage for SY 2024-2025	
<b>ELA:</b> LEAP Connect Participation, see column G of data file	2.1	%
<b>Math:</b> LEAP Connect Participation, see column L of data file	2.1	%
<b>Science:</b> LEAP Connect Participation, see column Q of data file	1.2	%

1. Explain why the alternate assessment participation rate of 1.0 percent was exceeded for the 2024-2025 school year. **School systems must select Not Applicable (NA) or Applicable (A) for each option below. Applicable must be chosen for at least one of the following and may be chosen for more than one of the following options:**

NA

- a. **If applicable, provide a brief description with supporting data** that identifies specific programs or circumstances within the school system that may contribute to higher enrollments of students identified with significant cognitive disabilities that would result in an alternate assessment participation rate in excess of 1.0 percent. (Example: The school system has schools, community

and/or health facilities that draw large numbers of students with significant cognitive disabilities.):

While there is no facility in our district that draws large numbers of students with significant cognitive disabilities, there are some foster parents who reside in our district and take in children labeled "mentor kids." Many of these children enter already identified with an intellectual disability and eligible for LEAP Connect.

NA

- b. **If applicable, briefly describe** how a small overall student enrollment in the school system contributes to the likelihood that even a small number of students found eligible to participate in an alternate assessment would result in a participation rate in excess of 1.0 percent. (Example: The total tested population is less than 300 and the total number of students participating in the alternate assessment is 3 or less.):

Because Grant Parish has a small enrollment, there is an increased likelihood that the district will exceed the 1% cap despite a small number of students being found eligible.

NA

- c. **If applicable, briefly describe other or additional justification of variables** that may contribute to the school system's alternate assessment participation rate in excess of 1.0 percent:

2. The school system verifies that all students participating in the alternate assessment meet Louisiana's participation criteria as outlined in State Board of Elementary and Secondary Education (BESE) Bulletin 1530-Louisiana's IEP Handbook for Students with Exceptionalities.

By submitting this form, the school system assures that the following actions are being taken to comply with the 1% participation cap threshold:



- a. Review of Student Records

	Number of Reviewed Student Records	Number of Records Compliant with Eligibility Criteria	Number of Records Non-Compliant with Eligibility Criteria	Corrective Actions Taken (If Applicable)
Elementary School Students	5	5	0	



Middle School Students	5	5	0	
High School Students	5	5	0	
Total Number of Files	15	15	0	

- b. The school system assures that any disproportionality in the percentage of students in any subgroup participating in the alternate assessment will be addressed through strategic actions. (Examples: Including all stakeholders in decision-making, conducting annual reviews, addressing the unique needs of English Learners (ELs), continuing education/professional development, reviewing criteria/state guidance for the alternate assessment qualification).

Special Education Lead Administrator Signature*: 	Date: 11/21/2025
Printed Name: Denise Young	
Superintendent / Charter Lead Administrator Signature*: 	Date: 11/21/2025
Printed Name: Dr. Erin Stokes	

\*Required signatures. Original signatures should be kept on file at the school system.

To submit this justification form, please sign and upload to the DM FTP by **December 1, 2025**.



## Division of Diverse Learners

# LEAP CONNECT

## Participation Review Process

### School System Participation Justification

The Department provided 2024-2025 school year alternate assessment data to school systems for review. Because your school system assessed more than 1.0 percent of students using an alternate assessment in the 2024-2025 school year, LDOE anticipates that your school system will assess more than 1.0 percent of students with an alternate assessment in the 2025-2026 school year. School systems that exceeded the 1.0 percent threshold must submit an alternate assessment justification in addition to its request for a review of data and procedures related to alternate assessment. The Every Student Succeeds Act (ESSA) requires the Department to make these justifications publicly available, provided that personally identifiable information about an individual student is not revealed.

#### School System Name: Jefferson Parish Schools

Enter the percentage of students who participated in alternate assessment during the 2024-2025 school year. This information was disseminated to your school system via FTP on or before October 17, 2025.

LEAP Connect Participation by Subject	Participation Percentage for SY 2024-2025	
ELA: LEAP Connect Participation, see column G of data file	99.4	%
Math: LEAP Connect Participation, see column L of data file	99.3	%
Science: LEAP Connect Participation, see column Q of data file	99.2	%

1. Explain why the alternate assessment participation rate of 1.0 percent was exceeded for the 2024-2025 school year. **School systems must select Not Applicable (NA) or Applicable (A) for each option below. Applicable must be chosen for at least one of the following and may be chosen for more than one of the following options:**

**A**

- a. **If applicable, provide a brief description with supporting data** that identifies specific programs or circumstances within the school system that may contribute to higher enrollments of students identified with significant cognitive disabilities that would result in an alternate assessment participation rate in excess of 1.0 percent. (Example: The school system has schools, community

and/or health facilities that draw large numbers of students with significant cognitive disabilities.):

Not Applicable

- A b. If applicable, briefly describe how a small overall student enrollment in the school system contributes to the likelihood that even a small number of students found eligible to participate in an alternate assessment would result in a participation rate in excess of 1.0 percent. (Example: The total tested population is less than 300 and the total number of students participating in the alternate assessment is 3 or less.):

Not Applicable

- A c. If applicable, briefly describe other or additional justification of variables that may contribute to the school system’s alternate assessment participation rate in excess of 1.0 percent:

JP Schools had approximately 6774 students with disabilities enrolled in the district as of 10/1/2020

2. The school system verifies that all students participating in the alternate assessment meet Louisiana’s participation criteria as outlined in State Board of Elementary and Secondary Education (BESE) Bulletin 1530-Louisiana’s IEP Handbook for Students with Exceptionalities.



By submitting this form, the school system assures that the following actions are being taken to comply with the 1% participation cap threshold:

- a. Review of Student Records

	Number of Reviewed Student Records	Number of Records Compliant with Eligibility Criteria	Number of Records Non-Compliant with Eligibility Criteria	Corrective Actions Taken (If Applicable)
Elementary School Students	152	152	0	NA

Middle School Students	227	227	0	NA
High School Students	247	247	0	NA
Total Number of Files	626	626	0	NA

- b. The school system assures that any disproportionality in the percentage of students in any subgroup participating in the alternate assessment will be addressed through strategic actions. (Examples: Including all stakeholders in decision-making, conducting annual reviews, addressing the unique needs of English Learners (ELs), continuing education/professional development, reviewing criteria/state guidance for the alternate assessment qualification).

Special Education Lead Administrator Signature*: 	Date: <b>11/21/25</b>
Printed Name: <b>Paulette Fairchild</b>	
Superintendent / Charter Lead Administrator Signature*: 	Date: <b>11/21/25</b>
Printed Name: <b>Dr. James Gray</b>	

\*Required signatures. Original signatures should be kept on file at the school system.

To submit this justification form, please sign and upload to the DM FTP by **December 1, 2025**.



## Division of Diverse Learners

## LEAP CONNECT

## Participation Review Process

## School System Participation Justification

The Department provided 2024-2025 school year alternate assessment data to school systems for review. Because your school system assessed more than 1.0 percent of students using an alternate assessment in the 2024-2025 school year, LDOE anticipates that your school system will assess more than 1.0 percent of students with an alternate assessment in the 2025-2026 school year. School systems that exceeded the 1.0 percent threshold must submit an alternate assessment justification in addition to its request for a review of data and procedures related to alternate assessment. The Every Student Succeeds Act (ESSA) requires the Department to make these justifications publicly available, provided that personally identifiable information about an individual student is not revealed.

## School System Name: Jefferson Davis

Enter the percentage of students who participated in alternate assessment during the 2024-2025 school year. This information was disseminated to your school system via FTP on or before October 17, 2025.

LEAP Connect Participation by Subject	Participation Percentage for SY 2024-2025	
<b>ELA:</b> LEAP Connect Participation, see column G of data file	1.3	%
<b>Math:</b> LEAP Connect Participation, see column L of data file	1.3	%
<b>Science:</b> LEAP Connect Participation, see column Q of data file	.6	%

1. Explain why the alternate assessment participation rate of 1.0 percent was exceeded for the 2024-2025 school year. **School systems must select Not Applicable (NA) or Applicable (A) for each option below. Applicable must be chosen for at least one of the following and may be chosen for more than one of the following options:**

- NA**
- a. **If applicable, provide a brief description with supporting data** that identifies specific programs or circumstances within the school system that may contribute to higher enrollments of students identified with significant cognitive disabilities that would result in an alternate assessment participation rate in excess of 1.0 percent. (Example: The school system has schools, community

and/or health facilities that draw large numbers of students with significant cognitive disabilities.);

NA

- b. **If applicable, briefly describe** how a small overall student enrollment in the school system contributes to the likelihood that even a small number of students found eligible to participate in an alternate assessment would result in a participation rate in excess of 1.0 percent. (Example: The total tested population is less than 300 and the total number of students participating in the alternate assessment is 3 or less.):

A

- ☐ c. **If applicable, briefly describe other or additional justification of variables** that may contribute to the school system's alternate assessment participation rate in excess of 1.0 percent:  
Based on current enrollment in the district that are participating in assessments, the total number of students that fall in the range that is allowed to participate in alternate assessment is approximately 1.3%. This is based on the number of students that had cognitive scores that were at least 2 standard deviations below the mean. Based on a review of our data, the number of students participating in alternate assessment has decreased by .3%, down from 1.6% the previous school year. The school district continues to take steps through improving Response to Intervention services, using high quality instructional materials, adjusting student programming, and providing high quality professional development to all school staff, in order to reduce participation in alternate assessment.
2. The school system verifies that all students participating in the alternate assessment meet Louisiana's participation criteria as outlined in State Board of Elementary and Secondary Education (BESE) Bulletin 1530-Louisiana's IEP Handbook for Students with Exceptionalities.



By submitting this form, the school system assures that the following actions are being taken to comply with the 1% participation cap threshold:

a. Review of Student Records

	Number of Reviewed Student Records	Number of Records Compliant with Eligibility Criteria	Number of Records Non-Compliant with Eligibility Criteria	Corrective Actions Taken (If Applicable)
Elementary School Students	9	9	0	N/A

Middle School Students	16	16	0	N/A
High School Students	9	9	0	N/A
Total Number of Files	34	34	0	N/A

- b. The school system assures that any disproportionality in the percentage of students in any subgroup participating in the alternate assessment will be addressed through strategic actions. (Examples: Including all stakeholders in decision-making, conducting annual reviews, addressing the unique needs of English Learners (ELs), continuing education/professional development, reviewing criteria/state guidance for the alternate assessment qualification).

Special Education Lead Administrator Signature*:		Date:
Printed Name:  Jeremy Fuselier		11/17/2025
Superintendent / Charter Lead Administrator Signature*:		Date:
Printed Name:  John Hall		11/17/25

\*Required signatures. Original signatures should be kept on file at the school system.

To submit this justification form, please sign and upload to the DM FTP by **December 1, 2025**.



## Division of Diverse Learners

# LEAP CONNECT

## Participation Review Process

### School System Participation Justification

The Department provided 2024-2025 school year alternate assessment data to school systems for review. Because your school system assessed more than 1.0 percent of students using an alternate assessment in the 2024-2025 school year, LDOE anticipates that your school system will assess more than 1.0 percent of students with an alternate assessment in the 2025-2026 school year. School systems that exceeded the 1.0 percent threshold must submit an alternate assessment justification in addition to its request for a review of data and procedures related to alternate assessment. The Every Student Succeeds Act (ESSA) requires the Department to make these justifications publicly available, provided that personally identifiable information about an individual student is not revealed.

**School System Name:** Lafourche Parish School System

Enter the percentage of students who participated in alternate assessment during the 2024-2025 school year. This information was disseminated to your school system via FTP on or before October 17, 2025.

LEAP Connect Participation by Subject	Participation Percentage for SY 2024-2025	
<b>ELA:</b> LEAP Connect Participation, see column G of data file	2	%
<b>Math:</b> LEAP Connect Participation, see column L of data file	2	%
<b>Science:</b> LEAP Connect Participation, see column Q of data file	1	%

1. Explain why the alternate assessment participation rate of 1.0 percent was exceeded for the 2024-2025 school year. **School systems must select Not Applicable (NA) or Applicable (A) for each option below. Applicable must be chosen for at least one of the following and may be chosen for more than one of the following options:**

A

- a. **If applicable, provide a brief description with supporting data** that identifies specific programs or circumstances within the school system that may contribute to higher enrollments of students identified with significant cognitive disabilities that would result in an alternate assessment participation rate in excess of 1.0 percent. (Example: The school system has schools, community

and/or health facilities that draw large numbers of students with significant cognitive disabilities.):

Lafourche Parish houses the following facilities that impact percentages: Juvenile Justice C

- A

b.

If applicable, briefly describe how a small overall student enrollment in the school system contributes to the likelihood that even a small number of students found eligible to participate in an alternate assessment would result in a participation rate in excess of 1.0 percent. (Example: The total tested population is less than 300 and the total number of students participating in the alternate assessment is 3 or less.):

LPSD special education population has increased relative to our regular education populati

- A

c.

If applicable, briefly describe other or additional justification of variables that may contribute to the school system’s alternate assessment participation rate in excess of 1.0 percent:

2.

The school system verifies that all students participating in the alternate assessment meet Louisiana’s participation criteria as outlined in State Board of Elementary and Secondary Education (BESE) Bulletin 1530-Louisiana’s IEP Handbook for Students with Exceptionalities.

By submitting this form, the school system assures that the following actions are being taken to comply with the 1% participation cap threshold:

- a.

Review of Student Records

	Number of Reviewed Student Records	Number of Records Compliant with Eligibility Criteria	Number of Records Non-Compliant with Eligibility Criteria	Corrective Actions Taken (If Applicable)
Elementary School Students	13	13	0	NA



Middle School Students	10	10	0	NA
High School Students	7	7	0	NA
Total Number of Files	30	30	0	NA

- b. The school system assures that any disproportionality in the percentage of students in any subgroup participating in the alternate assessment will be addressed through strategic actions. (Examples: Including all stakeholders in decision-making, conducting annual reviews, addressing the unique needs of English Learners (ELs), continuing education/professional development, reviewing criteria/state guidance for the alternate assessment qualification).

Special Education Lead Administrator Signature*: <i>Andrea Pitonyak-Delcambre</i>	Date: <i>12/8/25</i>
Printed Name: <i>Andrea Pitonyak-Delcambre</i>	
Superintendent / Charter Lead Administrator Signature*: <i>Jacob W Martin</i>	Date: <i>12/9/25</i>
Printed Name: <i>JACOB MARTIN</i>	

\*Required signatures. Original signatures should be kept on file at the school system.

To submit this justification form, please sign and upload to the DM FTP by **December 1, 2025**.

## Division of Diverse Learners

# LEAP CONNECT

## Participation Review Process

### School System Participation Justification

The Department provided 2024-2025 school year alternate assessment data to school systems for review. Because your school system assessed more than 1.0 percent of students using an alternate assessment in the 2024-2025 school year, LDOE anticipates that your school system will assess more than 1.0 percent of students with an alternate assessment in the 2025-2026 school year. School systems that exceeded the 1.0 percent threshold must submit an alternate assessment justification in addition to its request for a review of data and procedures related to alternate assessment. The Every Student Succeeds Act (ESSA) requires the Department to make these justifications publicly available, provided that personally identifiable information about an individual student is not revealed.

**School System Name:** Lincoln Parish School District

Enter the percentage of students who participated in alternate assessment during the 2024-2025 school year. This information was disseminated to your school system via FTP on or before October 17, 2025.

LEAP Connect Participation by Subject	Participation Percentage for SY 2024-2025	
<b>ELA:</b> LEAP Connect Participation, see column G of data file	2.2	%
<b>Math:</b> LEAP Connect Participation, see column L of data file	2.2	%
<b>Science:</b> LEAP Connect Participation, see column Q of data file	1.2	%

1. Explain why the alternate assessment participation rate of 1.0 percent was exceeded for the 2024-2025 school year. **School systems must select Not Applicable (NA) or Applicable (A) for each option below. Applicable must be chosen for at least one of the following and may be chosen for more than one of the following options:**

- a. **If applicable, provide a brief description with supporting data** that identifies specific programs or circumstances within the school system that may contribute to higher enrollments of students identified with significant cognitive disabilities that would result in an alternate assessment participation rate in excess of 1.0 percent. (Example: The school system has schools, community



and/or health facilities that draw large numbers of students with significant cognitive disabilities.);

NA

- b. **If applicable, briefly describe** how a small overall student enrollment in the school system contributes to the likelihood that even a small number of students found eligible to participate in an alternate assessment would result in a participation rate in excess of 1.0 percent. (Example: The total tested population is less than 300 and the total number of students participating in the alternate assessment is 3 or less.);

A

- c. **If applicable, briefly describe other or additional justification of variables** that may contribute to the school system's alternate assessment participation rate in excess of 1.0 percent:

The Lincoln Parish School System serves approximately 5,800 students, of which 980 are students with disabilities. Given this student population size, a relatively small number of students participating in LEAP Connect can result in a participation rate that exceeds 1.0 percent.

The district's elevated participation rate (2.2% in ELA and Math, 1.2% in Science) is primarily due to the number of students with significant cognitive disabilities who meet the strict eligibility requirements outlined in Bulletin 1530. These students often require extensive support across academic and adaptive areas, and their participation in the alternate assessment is appropriate and in compliance with state guidelines.

2. The school system verifies that all students participating in the alternate assessment meet Louisiana's participation criteria as outlined in State Board of Elementary and Secondary Education (BESE) Bulletin 1530-Louisiana's IEP Handbook for Students with Exceptionalities.

By submitting this form, the school system assures that the following actions are being taken to comply with the 1% participation cap threshold:

a. Review of Student Records

	Number of Reviewed Student Records	Number of Records Compliant with Eligibility Criteria	Number of Records Not Compliant with Eligibility Criteria	Corrective Actions Taken (If Applicable)
Elementary School Students	5	5	0	



Middle School Students	5	5	0	
High School Students	5	5	0	
Total Number of Files	15	15	0	

- b. The school system assures that any disproportionality in the percentage of students in any subgroup participating in the alternate assessment will be addressed through strategic actions. (Examples: Including all stakeholders in decision-making, conducting annual reviews, addressing the unique needs of English Learners (ELs), continuing education/professional development, reviewing criteria/state guidance for the alternate assessment qualification).

Special Education Lead Administrator Signature*:	Date: 12/1/25
Printed Name: Justin Barron	
Superintendent / Charter Lead Administrator Signature*:	Date: 12/1/25
Printed Name: Ricky Durcett	

\*Required signatures. Original signatures should be kept on file at the school system.

To submit this justification form, please sign and upload to the DM FTP by **December 1, 2025**.

**Division of Diverse Learners**

# LEAP CONNECT

**Participation Review Process**

## School System Participation Justification

The Department provided 2024-2025 school year alternate assessment data to school systems for review. Because your school system assessed more than 1.0 percent of students using an alternate assessment in the 2024-2025 school year, LDOE anticipates that your school system will assess more than 1.0 percent of students with an alternate assessment in the 2025-2026 school year. School systems that exceeded the 1.0 percent threshold must submit an alternate assessment justification in addition to its request for a review of data and procedures related to alternate assessment. The Every Student Succeeds Act (ESSA) requires the Department to make these justifications publicly available, provided that personally identifiable information about an individual student is not revealed.

**School System Name:** Orleans Parish

Enter the percentage of students who participated in alternate assessment during the 2024-2025 school year. This information was disseminated to your school system via FTP on or before October 17, 2025.

LEAP Connect Participation by Subject	Participation Percentage for SY 2024-2025	
<b>ELA:</b> LEAP Connect Participation, see column G of data file	<b>2.6</b>	%
<b>Math:</b> LEAP Connect Participation, see column L of data file	<b>2.2</b>	%
<b>Science:</b> LEAP Connect Participation, see column Q of data file	<b>1</b>	%

1. Explain why the alternate assessment participation rate of 1.0 percent was exceeded for the 2024-2025 school year. **School systems must select Not Applicable (NA) or Applicable (A) for each option below. Applicable must be chosen for at least one of the following and may be chosen for more than one of the following options:**

**A**

- a. **If applicable, provide a brief description with supporting data** that identifies specific programs or circumstances within the school system that may contribute to higher enrollments of students identified with significant cognitive disabilities that would result in an alternate assessment participation rate in excess of 1.0 percent. (Example: The school system has schools, community

and/or health facilities that draw large numbers of students with significant cognitive disabilities.);

Our system differs from others in Louisiana because most schools operate as charter LEAs

- A
- b. If applicable, briefly describe how a small overall student enrollment in the school system contributes to the likelihood that even a small number of students found eligible to participate in an alternate assessment would result in a participation rate in excess of 1.0 percent. (Example: The total tested population is less than 300 and the total number of students participating in the alternate assessment is 3 or less.):

- A
- c. If applicable, briefly describe other or additional justification of variables that may contribute to the school system’s alternate assessment participation rate in excess of 1.0 percent:

2. The school system verifies that all students participating in the alternate assessment meet Louisiana’s participation criteria as outlined in State Board of Elementary and Secondary Education (BESE) Bulletin 1530-Louisiana’s IEP Handbook for Students with Exceptionalities.



By submitting this form, the school system assures that the following actions are being taken to comply with the 1% participation cap threshold:

- a. Review of Student Records

	Number of Reviewed Student Records	Number of Records Compliant with Eligibility Criteria	Number of Records Non-Compliant with Eligibility Criteria	Corrective Actions Taken (If Applicable)
Elementary School Students	5	5	0	N/A

Middle School Students	4	4	0	N/A
High School Students	1	1	0	N/A
Total Number of Files	10	10	0	N/A

- b. The school system assures that any disproportionality in the percentage of students in any subgroup participating in the alternate assessment will be addressed through strategic actions. (Examples: Including all stakeholders in decision-making, conducting annual reviews, addressing the unique needs of English Learners (ELs), continuing education/professional development, reviewing criteria/state guidance for the alternate assessment qualification).

Special Education Lead Administrator Signature*: 	Date: <b>November 20, 2025</b>
Printed Name: <b>Shayla Guidry Hilaire, Ed.D.</b>	
Superintendent / Charter Lead Administrator Signature*: 	Date: <b>November 20, 2025</b>
Printed Name: <b>Fateama S. Fulmore, Ed.D.</b>	

\*Required signatures. Original signatures should be kept on file at the school system.

To submit this justification form, please sign and upload to the DM FTP by **December 1, 2025**.



**Division of Diverse Learners****LEAP CONNECT****Participation Review Process****School System Participation Justification**

The Department provided 2024-2025 school year alternate assessment data to school systems for review. Because your school system assessed more than 1.0 percent of students using an alternate assessment in the 2024-2025 school year, LDOE anticipates that your school system will assess more than 1.0 percent of students with an alternate assessment in the 2025-2026 school year. School systems that exceeded the 1.0 percent threshold must submit an alternate assessment justification in addition to its request for a review of data and procedures related to alternate assessment. The Every Student Succeeds Act (ESSA) requires the Department to make these justifications publicly available, provided that personally identifiable information about an individual student is not revealed.

**School System Name:** Plaquemines Parish

Enter the percentage of students who participated in alternate assessment during the 2024-2025 school year. This information was disseminated to your school system via FTP on or before October 17, 2025.

LEAP Connect Participation by Subject	Participation Percentage for SY 2024-2025	
<b>ELA:</b> LEAP Connect Participation, see column G of data file	<b>99.8</b>	%
<b>Math:</b> LEAP Connect Participation, see column L of data file	<b>99.7</b>	%
<b>Science:</b> LEAP Connect Participation, see column Q of data file	<b>99.9</b>	%

1. Explain why the alternate assessment participation rate of 1.0 percent was exceeded for the 2024-2025 school year. **School systems must select Not Applicable (NA) or Applicable (A) for each option below. Applicable must be chosen for at least one of the following and may be chosen for more than one of the following options:**

**A**

- a. **If applicable, provide a brief description with supporting data** that identifies specific programs or circumstances within the school system that may contribute to higher enrollments of students identified with significant cognitive disabilities that would result in an alternate assessment participation rate in excess of 1.0 percent. (Example: The school system has schools, community

## Participation Justification

1. A. Our district has a residential facility run by Catholic Charities , Pauda House, and students are all Connect eligible and attend our district schools. Belle Chasse Academy, a charter school within our district, has consistently directed military families to our public schools due to our superior support services. As a rapidly growing community, we frequently hear from families who choose to relocate here specifically for our exceptional special education services.

and/or health facilities that draw large numbers of students with significant cognitive disabilities.):

See attachment

A

- b. **If applicable, briefly describe** how a small overall student enrollment in the school system contributes to the likelihood that even a small number of students found eligible to participate in an alternate assessment would result in a participation rate in excess of 1.0 percent. (Example: The total tested population is less than 300 and the total number of students participating in the alternate assessment is 3 or less.):

NA

A

- c. **If applicable, briefly describe other or additional justification of variables** that may contribute to the school system's alternate assessment participation rate in excess of 1.0 percent:

NA

2. The school system verifies that all students participating in the alternate assessment meet Louisiana's participation criteria as outlined in State Board of Elementary and Secondary Education (BESE) Bulletin 1530-Louisiana's IEP Handbook for Students with Exceptionalities.



By submitting this form, the school system assures that the following actions are being taken to comply with the 1% participation cap threshold:

- a. Review of Student Records

	Number of Reviewed Student Records	Number of Records Compliant with Eligibility Criteria	Number of Records Non-Compliant with Eligibility Criteria	Corrective Actions Taken (If Applicable)
Elementary School Students	6	6	0	

Middle School Students	5	5	0	
High School Students	8	8	0	
Total Number of Files	19	19	0	

- b. The school system assures that any disproportionality in the percentage of students in any subgroup participating in the alternate assessment will be addressed through strategic actions. (Examples: Including all stakeholders in decision-making, conducting annual reviews, addressing the unique needs of English Learners (ELs), continuing education/professional development, reviewing criteria/state guidance for the alternate assessment qualification).

Special Education Lead Administrator Signature*: 	Date: 11.19.25
Printed Name: <b>Mary Ellen Hamner</b>	
Superintendent / Charter Lead Administrator Signature*: 	Date: 11.19.25
Printed Name: <b>Dr. Shelley Ritz</b>	

\*Required signatures. Original signatures should be kept on file at the school system.

To submit this justification form, please sign and upload to the DM FTP by **December 1, 2025**.



## SCHOOL SYSTEM ALTERNATE ASSESSMENT PARTICIPATION REVIEW REQUEST

Complete and submit this review request only if the school system's participation in the alternate assessment exceeded 1.0 percent for the 2024-2025 school year.

Red River Parish school system is requesting an alternate assessment participation review to BESE Bulletin §903. *Inclusion of Students in the Subgroup Competent Performance*. The school system must provide the following assurances and submit to the Louisiana Department of Education (LDOE) an action plan or evidence of actions.

Please select Yes or No to each action listed below.

1. Yes ☒ By checking yes, Red River Parish school system has verified that students participating in the alternate assessment met Louisiana's participation criteria by verifying that all students who took the LEAP Connect alternate assessment had required evaluation results (cognitive and/or adaptive assessment(s)) corresponding to appropriate grade-based eligibility criteria entered in SER by the January 10, 2025, deadline. This verification report is titled **Evaluation Results Report - Alternate Assessment** and can be run from the **Reports** section in eSER.

2. Yes ☒ By checking yes, Red River Parish school system has verified that they reviewed the data showing the percentage of students in any subgroup taking the alternate assessment for disproportionality.

- a. Describe the school system's review process of subgroup data for possible disproportionality.

Red River Parish reviews alternate assessment participation by subgroup annually to ensure equitable access and compliance. Participation data are collected, rates are calculated, and any disproportionality is identified. For subgroups with higher-than-expected participation, eligibility is verified, and findings are documented. When disproportionality occurs, the district implements targeted actions, including IEP team training and monitoring, to ensure only students with the most significant cognitive disabilities participate in the alternate assessment.

- b. If applicable, describe the school system's plan to address any disproportionality in the percentage of students in any subgroup taking the alternate assessment.

If disproportionality is identified, Red River Parish will address it through targeted actions, including IEP team training, monitoring assessment assignments by school and subgroup, and reviewing eligibility documentation to ensure compliance. These measures ensure equitable participation and that only students with the most significant cognitive disabilities take the alternate assessment.

3. Yes ☒ By checking yes, Red River Parish school system has verified that staff serving on individualized education program (IEP) teams have completed training on the alternate assessment participation criteria outlined in BESE Bulletin 1530 §505, ensuring teams implement the guidelines so that every student participates in the most appropriate assessment of their learning. **Provide training date(s) and topic(s) in the table below.**

If training has not yet been completed, select No for question 3. Select Yes for question 4 and describe the school system's plan to provide training.

Training Date	Training Topic
02/03/2025	LEAP CONNECT TRAINING

4. Yes ☒ By checking yes, Red River Parish school system verifies that they will complete training for school staff who participate as members of the individualized education program (IEP) team to ensure the team understands and implements the guidelines established by BESE Bulletin 1530 §505. *Alternate Assessment Participation Criteria*. **Describe the school system's plan to provide training.**

Red River Parish will provide training for all school staff who serve on IEP teams to ensure they understand and implement the alternate assessment participation criteria outlined in BESE Bulletin 1530 §505. The training plan includes annual sessions on eligibility requirements, proper documentation, and IEP team responsibilities, with refresher sessions for new staff and ongoing support to maintain compliance and consistency.

5. Yes ☒ By checking yes, Red River Parish school system understands that the LDOE will select a percentage of student files for review to verify whether the student is eligible for participation in the alternate assessment based on the State's criteria.
6. If applicable, provide a summary of any additional action(s) the school system plans to take to ensure only students with the most significant cognitive disabilities participate in alternate assessments.

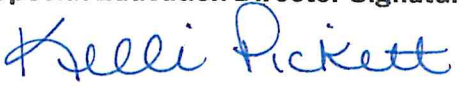

Red River Parish will continue monitoring alternate assessment participation to ensure only students with the most significant cognitive disabilities are assessed. Additional actions include reviewing student eligibility documentation, providing guidance and training for IEP teams, and analyzing participation data by school and subgroup to maintain equitable and appropriate assessment practices.

Please provide a school system contact in the event there is a request by the LDOE for verification of any information provided in this review.

Name: Patience Danzy Position: SPED Lead Teacher

Telephone Contact: 318-271-3183 Email: pdanzy@rrbulldogs.com

Required Signatures \* Original signatures should be kept on file at the school system.

Special Education Director Signature*: 	Date: 10/31/2025
Printed Name: Kelli Pickett	
Superintendent Signature*: 	Date: 11/7/2025
Printed Name: Alison Strong	



## Alternate Assessment File Review Documentation Chart

School System Name:	
Total Number of Students that Participated in the Alternate Assessment for the 2024-2025 SY	Minimum Required Sample Size
12	10

Total number of files reviewed			
Elementary School Students	Middle School Students	High School Students	Total Number of Records Reviewed
3	6	1	10

**Instructions:** List student identification numbers of the targeted sample of student files. Indicate the grade level and exceptionality for each student file. Enter "C" if the requirement is Compliant (requirement is met). Enter "NC" if the requirement is Non-compliant (requirement is NOT met). All items must be completed. No items may be left blank.

State ID	Grade	Exceptionality	AA-1	AA-2	AA-3
7754881861	11	ID - Mild	C	C	C
1936817659	7	ID - Moderate	C	C	C
9216194642	7	Multiple Disabilities	C	C	C
1274933668	7	ID - Moderate	C	C	C
4977469445	7	ID - Moderate	C	C	C
4774641626	6	ID - Moderate	C	C	C
6678124413	6	ID - Mild	C	C	C
6531599278	5	ID - Moderate	C	C	C
8214975883	5	ID - Mild	C	C	C
6883554653	5	Autism	C	C	C



Division of Diverse Learners

# LEAP CONNECT

## Participation Review Process

### School System Participation Justification

The Department provided 2024-2025 school year alternate assessment data to school systems for review. Because your school system assessed more than 1.0 percent of students using an alternate assessment in the 2024-2025 school year, LDOE anticipates that your school system will assess more than 1.0 percent of students with an alternate assessment in the 2025-2026 school year. School systems that exceeded the 1.0 percent threshold must submit an alternate assessment justification in addition to its request for a review of data and procedures related to alternate assessment. The Every Student Succeeds Act (ESSA) requires the Department to make these justifications publicly available, provided that personally identifiable information about an individual student is not revealed.

**School System Name:** St. John the Baptist Parish Public School System

Enter the percentage of students who participated in alternate assessment during the 2024-2025 school year. This information was disseminated to your school system via FTP on or before October 17, 2025.

School System LEAP Connect Participation by Subject	Participation Percentage for SY 2024-2025
<b>ELA:</b> LEAP Connect Participation, see column G of data file	99.4 %
<b>Math:</b> LEAP Connect Participation, see column L of data file	99.2 %
<b>Science:</b> LEAP Connect Participation, see column Q of data file	99 %

1. Explain why the alternate assessment participation rate of 1.0 percent was exceeded for the 2024-2025 school year. **School systems must select Not Applicable (NA) or Applicable (A) for each option below. Applicable must be chosen for at least one of the following and may be chosen for more than one of the following options:**

- a. **If applicable, provide a brief description with supporting data** that identifies specific programs or circumstances within the school system that may contribute to higher enrollments of students identified with significant cognitive disabilities that would result in an alternate assessment participation rate in excess of 1.0 percent. (Example: The school system has schools, community



and/or health facilities that draw large numbers of students with significant cognitive disabilities.):

SJBP's alternate assessment participation rate exceeds 1% due to several factors. The parish contains a high number of private and Catholic schools, which tend to serve students with mild to moderate learning needs. Consequently, students with significant cognitive disabilities are more frequently educated in the public-school system, creating a higher concentration of learners who meet the state criteria for participation in the alternate assessment. Additionally, district-level intensive support programs further centralize students with the most substantial needs.

NA

- b. **If applicable, briefly describe** how a small overall student enrollment in the school system contributes to the likelihood that even a small number of students found eligible to participate in an alternate assessment would result in a participation rate in excess of 1.0 percent. (Example: The total tested population is less than 300 and the total number of students participating in the alternate assessment is 3 or less.):



- c. **If applicable, briefly describe other or additional justification of variables** that may contribute to the school system's alternate assessment participation rate in excess of 1.0 percent:

In SJBP school district, there are several alternate assessment classrooms that utilize the Unique curriculum to address the LEAP Connectors/student standards that centralize around the students with the most significant disabilities, increasing proportional enrollment. Also, the district has strong early intervention (Part C to Part B) services, so more students with significant developmental delays may continue into the district's K-12 programs.

2. The school system verifies that all students participating in the alternate assessment meet Louisiana's participation criteria as outlined in State Board of Elementary and Secondary Education (BESE) Bulletin 1530-Louisiana's IEP Handbook for Students with Exceptionalities.



By submitting this form, the school system assures that the following actions are being taken to comply with the 1% participation cap threshold:

- a. Review of Student Records

	Number of Reviewed Student Records	Number of Records Compliant with Eligibility Criteria	Number of Records Non-Compliant with Eligibility Criteria	Corrective Actions Taken (If Applicable)
Elementary School Students	19	19	0	

Middle School Students	27	27	0	
High School Students	7	7	0	
Total Number of Files	53	53	0	

- b. The school system assures that any disproportionality in the percentage of students in any subgroup participating in the alternate assessment will be addressed through strategic actions. (Examples: Including all stakeholders in decision-making, conducting annual reviews, addressing the unique needs of English Learners (ELs), continuing education/professional development, reviewing criteria/state guidance for the alternate assessment qualification).

Special Education Lead Administrator Signature*: 	Date: 11/20/25
Printed Name: Drenean Brown	
Superintendent / Charter Lead Administrator Signature*: 	Date: 11/20/25
Printed Name: Cleo Perry, Jr., Ed.D.	

\*Required signatures. Original signatures should be kept on file at the school system.

To submit this justification form, please sign and upload to the DM FTP by **December 1, 2025**.

1a. St. John the Baptist Parish's alternate assessment participation rate exceeds 1.0 percent due to several local factors. The parish contains a high number of private and Catholic schools, which tend to serve students with mild to moderate learning needs. Consequently, students with significant cognitive disabilities are more frequently educated in the public-school system, creating a higher concentration of learners who meet the state criteria for participation in the alternate assessment. Additionally, district-level intensive support programs further centralize students with the most substantial needs.

1b. N/A

1c. In the district, there are several alternate assessment classrooms that utilize the Unique curriculum to address the LEAP Connectors/student standards that centralize around the students with the most significant disabilities, increasing proportional enrollment. Also, the district has strong early intervention (Part C to Part B) services, so more students with significant developmental delays may continue into the district's K-12 programs.



## Division of Diverse Learners

# LEAP CONNECT

## Participation Review Process

### School System Participation Justification

The Department provided 2024-2025 school year alternate assessment data to school systems for review. Because your school system assessed more than 1.0 percent of students using an alternate assessment in the 2024-2025 school year, LDOE anticipates that your school system will assess more than 1.0 percent of students with an alternate assessment in the 2025-2026 school year. School systems that exceeded the 1.0 percent threshold must submit an alternate assessment justification in addition to its request for a review of data and procedures related to alternate assessment. The Every Student Succeeds Act (ESSA) requires the Department to make these justifications publicly available, provided that personally identifiable information about an individual student is not revealed.

**School System Name:** Terrebonne Parish School District

Enter the percentage of students who participated in alternate assessment during the 2024-2025 school year. This information was disseminated to your school system via FTP on or before October 17, 2025.

LEAP Connect Participation by Subject	Participation Percentage for SY 2024-2025	
<b>ELA:</b> LEAP Connect Participation, see column G of data file	99.7	%
<b>Math:</b> LEAP Connect Participation, see column L of data file	99.6	%
<b>Science:</b> LEAP Connect Participation, see column Q of data file	99.8	%

1. Explain why the alternate assessment participation rate of 1.0 percent was exceeded for the 2024-2025 school year. **School systems must select Not Applicable (NA) or Applicable (A) for each option below. Applicable must be chosen for at least one of the following and may be chosen for more than one of the following options:**

- A**
- a. **If applicable, provide a brief description with supporting data** that identifies specific programs or circumstances within the school system that may contribute to higher enrollments of students identified with significant cognitive disabilities that would result in an alternate assessment participation rate in excess of 1.0 percent. (Example: The school system has schools, community

and/or health facilities that draw large numbers of students with significant cognitive disabilities.):

Response 1a. - Applicable - Terrebonne Parish School District has a specialized school for students with high-need disabilities (SEC - School for Exceptional Children). Students are placed there at the parents' request instead of attending their base school. Our district also has a large number of private schools, many of which either do not provide services to disabled students or charge additional fees to parents to educate them. As a result, our public schools experience an increased demand for educating students with disabilities. This increased demand creates a higher % of students in public schools on alternative assessments.

NA

- b. **If applicable, briefly describe** how a small overall student enrollment in the school system contributes to the likelihood that even a small number of students found eligible to participate in an alternate assessment would result in a participation rate in excess of 1.0 percent. (Example: The total tested population is less than 300 and the total number of students participating in the alternate assessment is 3 or less.):

NA

- c. **If applicable, briefly describe other or additional justification of variables** that may contribute to the school system's alternate assessment participation rate in excess of 1.0 percent:

2. The school system verifies that all students participating in the alternate assessment meet Louisiana's participation criteria as outlined in State Board of Elementary and Secondary Education (BESE) Bulletin 1530-Louisiana's IEP Handbook for Students with Exceptionalities.

By submitting this form, the school system assures that the following actions are being taken to comply with the 1% participation cap threshold:



- a. Review of Student Records

	Number of Reviewed Student Records	Number of Records Compliant with Eligibility Criteria	Number of Records Non-Compliant with Eligibility Criteria	Corrective Actions Taken (If Applicable)
Elementary School Students	33	33	0	



Middle School Students	53	53	0	
High School Students	97	97	0	
Total Number of Files	183	183	0	

- b. The school system assures that any disproportionality in the percentage of students in any subgroup participating in the alternate assessment will be addressed through strategic actions. (Examples: Including all stakeholders in decision-making, conducting annual reviews, addressing the unique needs of English Learners (ELs), continuing education/professional development, reviewing criteria/state guidance for the alternate assessment qualification).

Special Education Lead Administrator Signature*: 	Date: 11-20-25
Printed Name: Blaise Pellegrin	
Superintendent / Charter Lead Administrator Signature*: 	Date: 11/20/2025
Printed Name: Aubrey "Bubba" Orgeron, Jr.	

\*Required signatures. Original signatures should be kept on file at the school system.

To submit this justification form, please sign and upload to the DM FTP by **December 1, 2025**.

**Division of Diverse Learners****LEAP CONNECT****Participation Review Process****School System Participation Justification**

The Department provided 2024-2025 school year alternate assessment data to school systems for review. Because your school system assessed more than 1.0 percent of students using an alternate assessment in the 2024-2025 school year, LDOE anticipates that your school system will assess more than 1.0 percent of students with an alternate assessment in the 2025-2026 school year. School systems that exceeded the 1.0 percent threshold must submit an alternate assessment justification in addition to its request for a review of data and procedures related to alternate assessment. The Every Student Succeeds Act (ESSA) requires the Department to make these justifications publicly available, provided that personally identifiable information about an individual student is not revealed.

**School System Name:**

Enter the percentage of students who participated in alternate assessment during the 2024-2025 school year. This information was disseminated to your school system via FTP on or before October 17, 2025.

LEAP Connect Participation by Subject	Participation Percentage for SY 2024-2025
<b>ELA:</b> LEAP Connect Participation, see column G of data file	1.8 %
<b>Math:</b> LEAP Connect Participation, see column L of data file	1.9 %
<b>Science:</b> LEAP Connect Participation, see column Q of data file	1 %

1. Explain why the alternate assessment participation rate of 1.0 percent was exceeded for the 2024-2025 school year. **School systems must select Not Applicable (NA) or Applicable (A) for each option below. Applicable must be chosen for at least one of the following and may be chosen for more than one of the following options:**

NA

- a. **If applicable, provide a brief description with supporting data** that identifies specific programs or circumstances within the school system that may contribute to higher enrollments of students identified with significant cognitive disabilities that would result in an alternate assessment participation rate in excess of 1.0 percent. (Example: The school system has schools, community



and/or health facilities that draw large numbers of students with significant cognitive disabilities.):

- A b. **If applicable, briefly describe** how a small overall student enrollment in the school system contributes to the likelihood that even a small number of students found eligible to participate in an alternate assessment would result in a participation rate in excess of 1.0 percent. (Example: The total tested population is less than 300 and the total number of students participating in the alternate assessment is 3 or less.):

The overall student population in Union Parish Schools is 818. Districts are allowed a 1% or less participation rate.

- A c. **If applicable, briefly describe other or additional justification of variables** that may contribute to the school system's alternate assessment participation rate in excess of 1.0 percent:

A lot of our student population are economically disadvantaged.

In addition, the students tested did have significant cognitive disabilities.

2. The school system verifies that all students participating in the alternate assessment meet Louisiana's participation criteria as outlined in State Board of Elementary and Secondary Education (BESE) Bulletin 1530-Louisiana's IEP Handbook for Students with Exceptionalities.

By submitting this form, the school system assures that the following actions are being taken to comply with the 1% participation cap threshold:

- a. Review of Student Records

	Number of Reviewed Student Records	Number of Records Compliant with Eligibility Criteria	Number of Records Non-Compliant with Eligibility Criteria	Corrective Actions Taken (If Applicable)
Elementary School Students	3	3	0	N/A

Middle School Students	5	5	0	N/A
High School Students	3	3	0	/NA
Total Number of Files	11	11	0	

- b. The school system assures that any disproportionality in the percentage of students in any subgroup participating in the alternate assessment will be addressed through strategic actions. (Examples: Including all stakeholders in decision-making, conducting annual reviews, addressing the unique needs of English Learners (ELs), continuing education/professional development, reviewing criteria/state guidance for the alternate assessment qualification).

Special Education Lead Administrator Signature*: <i>Rhonda Davis</i>	Date: <i>12-1-25</i>
Printed Name: <i>Rhonda Davis</i>	<i>12-1-25</i>
Superintendent / Charter Lead Administrator Signature*: <i>Cathy Stockton</i>	Date: <i>12-1-25</i>
Printed Name: <i>Cathy Stockton</i>	

\*Required signatures. Original signatures should be kept on file at the school system.

To submit this justification form, please sign and upload to the DM FTP by **December 1, 2025**.



# LEAP CONNECT

## Participation Review Process

### School System Participation Justification The

Department provided 2024-2025 school year alternate assessment data to school systems for review. Because your school system assessed more than 1.0 percent of students using an alternate assessment in the 2024-2025 school year, LDOE anticipates that your school system will assess more than 1.0 percent of students with an alternate assessment in the 2025-2026 school year. School systems that exceeded the 1.0 percent threshold must submit an alternate assessment justification in addition to its request for a review of data and procedures related to alternate assessment. The Every Student Succeeds Act (ESSA) requires the Department to make these justifications publicly available, provided that personally identifiable information about an individual student is not revealed.

#### School System Name: Vermilion Parish School System

Enter the percentage of students who participated in alternate assessment during the 2024-2025 school year. This information was disseminated to your school system via FTP on or before October 17, 2025.

LEAP Connect Participation by Subject	Participation Percentage for SY 2024-2025
ELA: LEAP Connect Participation, see column G of data file	2.1 %
Math: LEAP Connect Participation, see column L of data file	2.1 %
Science: LEAP Connect Participation, see column Q of data file	.8 %

1. Explain why the alternate assessment participation rate of 1.0 percent was exceeded for the 2024-2025 school year. **School systems must select Not Applicable (NA) or Applicable (A) for each option below. Applicable must be chosen for at least one of the following and may be chosen for more than one of the following options:**
  - a. If applicable, provide a brief description with supporting data that identifies specific programs or circumstances within the school system that may contribute to higher enrollments of students identified with significant cognitive disabilities that would result in an alternate assessment participation rate in excess of 1.0 percent. (Example: The school system has schools, community



and/or health facilities that draw large numbers of students with significant cognitive disabilities.):

**Vermilion Parish School System has a large number of families who are economically disadvantaged. When looking at our students who participated in LEAP Connect for ELA and Math, 88% of our identified alternate assessment testers are economically disadvantaged. This may have prevented the opportunity for those students to participate in early intervention programs. The lack of these opportunities may have had an impact on their academic development which may result in lower cognitive abilities than their peers.**

IA

- b. If applicable, briefly describe how a small overall student enrollment in the school system contributes to the likelihood that even a small number of students found eligible to participate in an alternate assessment would result in a participation rate in excess of 1.0 percent. (Example: The total tested population is less than 300 and the total number of students participating in the alternate assessment is 3 or less.):

IA

- c. If applicable, briefly describe other or additional justification of variables that may contribute to the school system's alternate assessment participation rate in excess of 1.0 percent:

2. The school system verifies that all students participating in the alternate assessment meet Louisiana's participation criteria as outlined in State Board of Elementary and Secondary Education (BESE) Bulletin 1530-Louisiana's IEP Handbook for Students with Exceptionalities.

By submitting this form, the school system assures that the following actions are being taken to comply with the 1% participation cap threshold:



- a. Review of Student Records

	Number of Reviewed Student Records	Number of Records Compliant with Eligibility Criteria	Number of Records Non-Compliant with Eligibility Criteria	Corrective Actions Taken (If Applicable)
Elementary School Students	29	29	0	NA

Louisiana Department of Education

Middle School Students	47	47	0	NA
High School Students	18	18	0	NA
Total Number of Files	94	94	0	NA

- b. The school system assures that any disproportionality in the percentage of students in any subgroup participating in the alternate assessment will be addressed through strategic actions. (Examples: Including all stakeholders in decision-making, conducting annual reviews, addressing the unique needs of English Learners (ELs), continuing education/professional development, reviewing criteria/state guidance for the alternate assessment qualification).

Special Education Lead Administrator Signature*: 	Date: 11/20/25
Printed Name: Scott Hebert	
Superintendent / Charter Lead Administrator Signature*: 	Date: 11/20/25
Printed Name: Thomas Byler	

\*Required signatures. Original signatures should be kept on file at the school system. To

submit this justification form, please sign and upload to the DM FTP by **December 1, 2025**.



## Division of Diverse Learners

## LEAP CONNECT

## Participation Review Process

## School System Participation Justification

The Department provided 2024-2025 school year alternate assessment data to school systems for review. Because your school system assessed more than 1.0 percent of students using an alternate assessment in the 2024-2025 school year, LDOE anticipates that your school system will assess more than 1.0 percent of students with an alternate assessment in the 2025-2026 school year. School systems that exceeded the 1.0 percent threshold must submit an alternate assessment justification in addition to its request for a review of data and procedures related to alternate assessment. The Every Student Succeeds Act (ESSA) requires the Department to make these justifications publicly available, provided that personally identifiable information about an individual student is not revealed.

**School System Name:** Vernon

Enter the percentage of students who participated in alternate assessment during the 2024-2025 school year. This information was disseminated to your school system via FTP on or before October 17, 2025.

LEAP Connect Participation by Subject	Participation Percentage for SY 2024-2025	
<b>ELA:</b> LEAP Connect Participation, see column G of data file	99.9	%
<b>Math:</b> LEAP Connect Participation, see column L of data file	99.8	%
<b>Science:</b> LEAP Connect Participation, see column Q of data file	99.9	%

1. Explain why the alternate assessment participation rate of 1.0 percent was exceeded for the 2024-2025 school year. **School systems must select Not Applicable (NA) or Applicable (A) for each option below. Applicable must be chosen for at least one of the following and may be chosen for more than one of the following options:**

- NA
- a. **If applicable, provide a brief description with supporting data** that identifies specific programs or circumstances within the school system that may contribute to higher enrollments of students identified with significant cognitive disabilities that would result in an alternate assessment participation rate in excess of 1.0 percent. (Example: The school system has schools, community

and/or health facilities that draw large numbers of students with significant cognitive disabilities.);

N/A

A

- b. **If applicable, briefly describe** how a small overall student enrollment in the school system contributes to the likelihood that even a small number of students found eligible to participate in an alternate assessment would result in a participation rate in excess of 1.0 percent. (Example: The total tested population is less than 300 and the total number of students participating in the alternate assessment is 3 or less.):

Vernon Parish has both K-12 schools with smaller populations and schools with smaller testing grade bands. The total tested population is less than 150 and the total number of students participating in the alternate assessment is 2 or less.

A

- c. **If applicable, briefly describe other or additional justification of variables** that may contribute to the school system's alternate assessment participation rate in excess of 1.0 percent:

Vernon Parish has a Military Compact with Fort Polk. Due to the military, we receive records for students that qualify for alternate assessment in other states and have been placed in alternate curriculums. We honor placement due to the Military Compact until we are able to conduct a full evaluation.

2. The school system verifies that all students participating in the alternate assessment meet Louisiana's participation criteria as outlined in State Board of Elementary and Secondary Education (BESE) Bulletin 1530-Louisiana's IEP Handbook for Students with Exceptionalities.



By submitting this form, the school system assures that the following actions are being taken to comply with the 1% participation cap threshold:

- a. Review of Student Records

	Number of Reviewed Student Records	Number of Records Compliant with Eligibility Criteria	Number of Records Non-Compliant with Eligibility Criteria	Corrective Actions Taken (If Applicable)
Elementary School Students	5	5	N/A	N/A

Middle School Students	5	5	N/A	N/A
High School Students	7	7	N/A	N/A
Total Number of Files	17	17	N/A	N/A

- b. The school system assures that any disproportionality in the percentage of students in any subgroup participating in the alternate assessment will be addressed through strategic actions. (Examples: Including all stakeholders in decision-making, conducting annual reviews, addressing the unique needs of English Learners (ELs), continuing education/professional development, reviewing criteria/state guidance for the alternate assessment qualification).

Special Education Lead Administrator Signature*: 	Date: 12/1/25
Printed Name: Leslie Ortiz	
Superintendent / Charter Lead Administrator Signature*: 	Date: 12-1-25
Printed Name: James Williams	

\*Required signatures. Original signatures should be kept on file at the school system.

To submit this justification form, please sign and upload to the DM FTP by **December 1, 2025**.



## Division of Diverse Learners

# LEAP CONNECT

## Participation Review Process

## School System Participation Justification

The Department provided 2024-2025 school year alternate assessment data to school systems for review. Because your school system assessed more than 1.0 percent of students using an alternate assessment in the 2024-2025 school year, LDOE anticipates that your school system will assess more than 1.0 percent of students with an alternate assessment in the 2025-2026 school year. School systems that exceeded the 1.0 percent threshold must submit an alternate assessment justification in addition to its request for a review of data and procedures related to alternate assessment. The Every Student Succeeds Act (ESSA) requires the Department to make these justifications publicly available, provided that personally identifiable information about an individual student is not revealed.

**School System Name:** West Feliciana Parish Schools

Enter the percentage of students who participated in alternate assessment during the 2024-2025 school year. This information was disseminated to your school system via FTP on or before October 17, 2025.

LEAP Connect Participation by Subject	Participation Percentage for SY 2024-2025	
ELA: LEAP Connect Participation, see column G of data file	1.4	%
Math: LEAP Connect Participation, see column L of data file	1.4	%
Science: LEAP Connect Participation, see column Q of data file	1	%

1. Explain why the alternate assessment participation rate of 1.0 percent was exceeded for the 2024-2025 school year. **School systems must select Not Applicable (NA) or Applicable (A) for each option below. Applicable must be chosen for at least one of the following and may be chosen for more than one of the following options:**

- A
- a. If applicable, provide a brief description with supporting data that identifies specific programs or circumstances within the school system that may contribute to higher enrollments of students identified with significant cognitive disabilities that would result in an alternate assessment participation rate in excess of 1.0 percent. (Example: The school system has schools, community

and/or health facilities that draw large numbers of students with significant cognitive disabilities.):

West Feliciana Parish Schools have long been recognized for strong academic outcomes and for the high-quality support we provide to students with significant disabilities. Many families choose to move into our district specifically for these services, including those offered to our 3-year-olds with disabilities, Early Head Start/Head Start, and our Universal Pre-K program. We also serve students from neighboring districts who are grandfathered in through School Choice or who relocate to live with relatives to access needed supports. In recent years, we've continued to see an increase in families of students with significant disabilities moving to our community because of the services we offer.

- N/A
- b. If applicable, briefly describe how a small overall student enrollment in the school system contributes to the likelihood that even a small number of students found eligible to participate in an alternate assessment would result in a participation rate in excess of 1.0 percent. (Example: The total tested population is less than 300 and the total number of students participating in the alternate assessment is 3 or less.):
- A
- c. If applicable, briefly describe other or additional justification of variables that may contribute to the school system's alternate assessment participation rate in excess of 1.0 percent:

We are a small rural district with just four schools, and many of our families have lived in this community for generations. Some do not have the resources to relocate, while others choose to remain because they trust our schools and the community they know. In some cases, families have a long history of receiving special education services across multiple generations. Our Pupil Appraisal staff will continue working closely with IEP teams to ensure that all eligibility decisions are made according to required criteria.



2. The school system verifies that all students participating in the alternate assessment meet Louisiana's participation criteria as outlined in State Board of Elementary and Secondary Education (BESE) Bulletin 1530-Louisiana's IEP Handbook for Students with Exceptionalities.

By submitting this form, the school system assures that the following actions are being taken to comply with the 1% participation cap threshold:

a. Review of Student Records

	Number of Reviewed Student Records	Number of Records Compliant with Eligibility Criteria	Number of Records Non-Compliant with Eligibility Criteria	Corrective Actions Taken (If Applicable)
Elementary School Students	1	1	0	N/A

Middle School Students	3	3	0	N/A
High School Students	6	6	0	N/A
Total Number of Files	10	10	0	N/A



- b. The school system assures that any disproportionality in the percentage of students in any subgroup participating in the alternate assessment will be addressed through strategic actions. (Examples: Including all stakeholders in decision-making, conducting annual reviews, addressing the unique needs of English Learners (ELs), continuing education/professional development, reviewing criteria/state guidance for the alternate assessment qualification).

Special Education Lead Administrator Signature*: 	Date: 11/24/25
Printed Name: Rebecca B. Johnson	
Superintendent/Charter Lead Administrator Signature*: 	Date: 11/24/25
Printed Name: Hollis Milton	

\*Required signatures. Original signatures should be kept on file at the school system.

To submit this justification form, please sign and upload to the DM FTP by December 1, 2025.

## Division of Diverse Learners

# LEAP CONNECT

## Participation Review Process

### School System Participation Justification

The Department provided 2024-2025 school year alternate assessment data to school systems for review. Because your school system assessed more than 1.0 percent of students using an alternate assessment in the 2024-2025 school year, LDOE anticipates that your school system will assess more than 1.0 percent of students with an alternate assessment in the 2025-2026 school year. School systems that exceeded the 1.0 percent threshold must submit an alternate assessment justification in addition to its request for a review of data and procedures related to alternate assessment. The Every Student Succeeds Act (ESSA) requires the Department to make these justifications publicly available, provided that personally identifiable information about an individual student is not revealed.

**School System Name:** Winn Parish

Enter the percentage of students who participated in alternate assessment during the 2024-2025 school year. This information was disseminated to your school system via FTP on or before October 17, 2025.

LEAP Connect Participation by Subject	Participation Percentage for SY 2024-2025	
<b>ELA:</b> LEAP Connect Participation, see column G of data file	99.1	%
<b>Math:</b> LEAP Connect Participation, see column L of data file	99.3	%
<b>Science:</b> LEAP Connect Participation, see column Q of data file	99.8	%

1. Explain why the alternate assessment participation rate of 1.0 percent was exceeded for the 2024-2025 school year. **School systems must select Not Applicable (NA) or Applicable (A) for each option below. Applicable must be chosen for at least one of the following and may be chosen for more than one of the following options:**

- A
- a. **If applicable, provide a brief description with supporting data** that identifies specific programs or circumstances within the school system that may contribute to higher enrollments of students identified with significant cognitive disabilities that would result in an alternate assessment participation rate in excess of 1.0 percent. (Example: The school system has schools, community

and/or health facilities that draw large numbers of students with significant cognitive disabilities.);

Louisiana Behavioral Specialists, a behavioral health center specializing in ABA therapy has drawn students with significant cognitive disabilities to Winn Parish.

- A b. **If applicable, briefly describe** how a small overall student enrollment in the school system contributes to the likelihood that even a small number of students found eligible to participate in an alternate assessment would result in a participation rate in excess of 1.0 percent. (Example: The total tested population is less than 300 and the total number of students participating in the alternate assessment is 3 or less.):

Of the total number of testers (866), 21 students participated in the alternate assessment.

- A c. **If applicable, briefly describe other or additional justification of variables** that may contribute to the school system's alternate assessment participation rate in excess of 1.0 percent:

The socioeconomic disadvantages in rural school districts influence and contribute to the percentages of a system's alternate assessment participation rate. In addition, the number of students with significant cognitive disabilities in a given population cannot be controlled.

2. The school system verifies that all students participating in the alternate assessment meet Louisiana's participation criteria as outlined in State Board of Elementary and Secondary Education (BESE) Bulletin 1530-Louisiana's IEP Handbook for Students with Exceptionalities.

By submitting this form, the school system assures that the following actions are being taken to comply with the 1% participation cap threshold:

- a. Review of Student Records

	Number of Reviewed Student Records	Number of Records Compliant with Eligibility Criteria	Number of Records Non-Compliant with Eligibility Criteria	Corrective Actions Taken (If Applicable)
Elementary School Students	3	3	0	N/A



Middle School Students	11	11	0	N/A
High School Students	7	7	0	N/A
Total Number of Files	21	21	0	N/A

- b. The school system assures that any disproportionality in the percentage of students in any subgroup participating in the alternate assessment will be addressed through strategic actions. (Examples: Including all stakeholders in decision-making, conducting annual reviews, addressing the unique needs of English Learners (ELs), continuing education/professional development, reviewing criteria/state guidance for the alternate assessment qualification).

Special Education Lead Administrator Signature*: <i>Candy M. Polk</i>	Date: <i>11-21-25</i>
Printed Name: <i>Candy M. Polk</i>	
Superintendent / Charter Lead Administrator Signature*: <i>Troy Bell</i>	Date: <i>11/21/25</i>
Printed Name: <i>Troy Bell</i>	

\*Required signatures. Original signatures should be kept on file at the school system.

To submit this justification form, please sign and upload to the DM FTP by **December 1, 2025**.

## Division of Diverse Learners

## LEAP CONNECT

## Participation Review Process

## School System Participation Justification

The Department provided 2024-2025 school year alternate assessment data to school systems for review. Because your school system assessed more than 1.0 percent of students using an alternate assessment in the 2024-2025 school year, LDOE anticipates that your school system will assess more than 1.0 percent of students with an alternate assessment in the 2025-2026 school year. School systems that exceeded the 1.0 percent threshold must submit an alternate assessment justification in addition to its request for a review of data and procedures related to alternate assessment. The Every Student Succeeds Act (ESSA) requires the Department to make these justifications publicly available, provided that personally identifiable information about an individual student is not revealed.

**School System Name:** Monroe City Schools

Enter the percentage of students who participated in alternate assessment during the 2024-2025 school year. This information was disseminated to your school system via FTP on or before October 17, 2025.

LEAP Connect Participation by Subject	Participation Percentage for SY 2024-2025	
<b>ELA:</b> LEAP Connect Participation, see column G of data file	99.4	%
<b>Math:</b> LEAP Connect Participation, see column L of data file	99.4	%
<b>Science:</b> LEAP Connect Participation, see column Q of data file	99.5	%

1. Explain why the alternate assessment participation rate of 1.0 percent was exceeded for the 2024-2025 school year. **School systems must select Not Applicable (NA) or Applicable (A) for each option below. Applicable must be chosen for at least one of the following and may be chosen for more than one of the following options:**
  - ☐ a. If applicable, provide a brief description with supporting data that identifies specific programs or circumstances within the school system that may contribute to higher enrollments of students identified with significant cognitive disabilities that would result in an alternate assessment participation rate in excess of 1.0 percent. (Example: The school system has schools, community



and/or health facilities that draw large numbers of students with significant cognitive disabilities.):

According to October 1, 2025, Child Count 16% of the students enrolled in our district have a disability. Our community has a large population of SWD, many are significant.

- ☐ b. If applicable, briefly describe how a small overall student enrollment in the school system contributes to the likelihood that even a small number of students found eligible to participate in an alternate assessment would result in a participation rate in excess of 1.0 percent. (Example: The total tested population is less than 300 and the total number of students participating in the alternate assessment is 3 or less.):

- ☐ c. If applicable, briefly describe other or additional justification of variables that may contribute to the school system's alternate assessment participation rate in excess of 1.0 percent:

School System administrators review LEAP Connect for disproportionality. Training is conducted re: the requirements for LEAP Connect. Based on the requirements, students were eligible for LEAP Connect. The contributing factor therefore is a higher enrollment of eligible students than slated by ESSA.

2. The school system verifies that all students participating in the alternate assessment meet Louisiana's participation criteria as outlined in State Board of Elementary and Secondary Education (BESE) Bulletin 1530-Louisiana's IEP Handbook for Students with Exceptionalities.

By submitting this form, the school system assures that the following actions are being taken to comply with the 1% participation cap threshold:



a. Review of Student Records

	Number of Reviewed Student Records	Number of Records Compliant with Eligibility Criteria	Number of Records Non-Compliant with Eligibility Criteria	Corrective Actions Taken (If Applicable)
Elementary School Students	8	8	0	NA



Middle School Students	3	3	0	NA
High School Students	4	4	0	NA
Total Number of Files	15	15	0	NA

- b. The school system assures that any disproportionality in the percentage of students in any subgroup participating in the alternate assessment will be addressed through strategic actions. (Examples: Including all stakeholders in decision-making, conducting annual reviews, addressing the unique needs of English Learners (ELs), continuing education/professional development, reviewing criteria/state guidance for the alternate assessment qualification).

Special Education Lead Administrator Signature*: 	Date: 11/21/2025
Printed Name: Rochelle Williams	
Superintendent / Charter Lead Administrator Signature*: 	Date: 11/21/2025
Printed Name: Sam L. Moore	

\*Required signatures. Original signatures should be kept on file at the school system.

To submit this justification form, please sign and upload to the DM FTP by **December 1, 2025**.

## Division of Diverse Learners

# LEAP CONNECT

## Participation Review Process

### School System Participation Justification

The Department provided 2024-2025 school year alternate assessment data to school systems for review. Because your school system assessed more than 1.0 percent of students using an alternate assessment in the 2024-2025 school year, LDOE anticipates that your school system will assess more than 1.0 percent of students with an alternate assessment in the 2025-2026 school year. School systems that exceeded the 1.0 percent threshold must submit an alternate assessment justification in addition to its request for a review of data and procedures related to alternate assessment. The Every Student Succeeds Act (ESSA) requires the Department to make these justifications publicly available, provided that personally identifiable information about an individual student is not revealed.

### School System Name: Louisiana Special School District

Enter the percentage of students who participated in alternate assessment during the 2024-2025 school year. This information was disseminated to your school system via FTP on or before October 17, 2025.

LEAP Connect Participation by Subject	Participation Percentage for SY 2024-2025
ELA: LEAP Connect Participation, see column G of data file	22%
Math: LEAP Connect Participation, see column L of data file	22%
Science: LEAP Connect Participation, see column Q of data file	7%

1. Explain why the alternate assessment participation rate of 1.0 percent was exceeded for the 2024-2025 school year. **School systems must select Not Applicable (NA) or Applicable (A) for each option below. Applicable must be chosen for at least one of the following and may be chosen for more than one of the following options:**
  - a. If applicable, provide a brief description with supporting data that identifies specific programs or circumstances within the school system that may contribute to higher enrollments of students identified with significant cognitive disabilities that would result in an alternate assessment participation rate in excess of 1.0 percent. (Example: The school system has schools, community

and/or health facilities that draw large numbers of students with significant cognitive disabilities.):

The Special School District has schools and health facilities that draw a large number of students with significant cognitive disabilities.

- b. If applicable, briefly describe how a small overall student enrollment in the school system contributes to the likelihood that even a small number of students found eligible to participate in an alternate assessment would result in a participation rate in excess of 1.0 percent. (Example: The total tested population is less than 300 and the total number of students participating in the alternate assessment is 3 or less.):

The total tested population is less than 200 and the total number of students participating in alternate assessment is less than 40.

A

- c. If applicable, briefly describe other or additional justification of variables that may contribute to the school system’s alternate assessment participation rate in excess of 1.0 percent:

2. The school system verifies that all students participating in the alternate assessment meet Louisiana’s participation criteria as outlined in State Board of Elementary and Secondary Education (BESE) Bulletin 1530-Louisiana’s IEP Handbook for Students with Exceptionalities.

By submitting this form, the school system assures that the following actions are being taken to comply with the 1% participation cap threshold:

- a. Review of Student Records

	Number of Reviewed Student Records	Number of Records Compliant with Eligibility Criteria	Number of Records Non-Compliant with Eligibility Criteria	Corrective Actions Taken (If Applicable)
Elementary School Students	2	2	0	na



Middle School Students	4	4	0	na
High School Students	4	4	0	na
Total Number of Files	10	10	0	na

- b. The school system assures that any disproportionality in the percentage of students in any subgroup participating in the alternate assessment will be addressed through strategic actions. (Examples: Including all stakeholders in decision-making, conducting annual reviews, addressing the unique needs of English Learners (ELs), continuing education/professional development, reviewing criteria/state guidance for the alternate assessment qualification).

Special Education Lead Administrator Signature*: <i>Kristen Willis</i>	Date: <i>11/14/2025</i>
Printed Name: <i>Kristen Willis</i>	
Superintendent / Charter Lead Administrator Signature*: <i>S. Lewis</i>	Date: <i>11/18/2025</i>
Printed Name: <i>Shirley B. Lewis</i>	

\*Required signatures. Original signatures should be kept on file at the school system.

To submit this justification form, please sign and upload to the DM FTP by **December 1, 2025**.

## Division of Diverse Learners

# LEAP CONNECT

## Participation Review Process

### School System Participation Justification

The Department provided 2024-2025 school year alternate assessment data to school systems for review. Because your school system assessed more than 1.0 percent of students using an alternate assessment in the 2024-2025 school year, LDOE anticipates that your school system will assess more than 1.0 percent of students with an alternate assessment in the 2025-2026 school year. School systems that exceeded the 1.0 percent threshold must submit an alternate assessment justification in addition to its request for a review of data and procedures related to alternate assessment. The Every Student Succeeds Act (ESSA) requires the Department to make these justifications publicly available, provided that personally identifiable information about an individual student is not revealed.

**School System Name:** West Baton Rouge Schools

Enter the percentage of students who participated in alternate assessment during the 2024-2025 school year. This information was disseminated to your school system via FTP on or before October 17, 2025.

LEAP Connect Participation by Subject	Participation Percentage for SY 2024-2025	
<b>ELA:</b> LEAP Connect Participation, see column G of data file	1.7	%
<b>Math:</b> LEAP Connect Participation, see column L of data file	1.7	%
<b>Science:</b> LEAP Connect Participation, see column Q of data file	0.8	%

1. Explain why the alternate assessment participation rate of 1.0 percent was exceeded for the 2024-2025 school year. **School systems must select Not Applicable (NA) or Applicable (A) for each option below. Applicable must be chosen for at least one of the following and may be chosen for more than one of the following options:**
  - a. **If applicable, provide a brief description with supporting data** that identifies specific programs or circumstances within the school system that may contribute to higher enrollments of students identified with significant cognitive disabilities that would result in an alternate assessment participation rate in excess of 1.0 percent. (Example: The school system has schools, community

and/or health facilities that draw large numbers of students with significant cognitive disabilities.):

- NA
- b. **If applicable, briefly describe** how a small overall student enrollment in the school system contributes to the likelihood that even a small number of students found eligible to participate in an alternate assessment would result in a participation rate in excess of 1.0 percent. (Example: The total tested population is less than 300 and the total number of students participating in the alternate assessment is 3 or less.):

- A
- c. **If applicable, briefly describe other or additional justification of variables** that may contribute to the school system's alternate assessment participation rate in excess of 1.0 percent:

The district strictly adheres to the Alternate Assessment Participation Criteria established by the state of Louisiana. Consequently, as a result of being a small district with a smaller cohort of students being assessed, our LEAP Connect participation percentage is slightly over the 1% threshold.

2. The school system verifies that all students participating in the alternate assessment meet Louisiana's participation criteria as outlined in State Board of Elementary and Secondary Education (BESE) Bulletin 1530-Louisiana's IEP Handbook for Students with Exceptionalities.

By submitting this form, the school system assures that the following actions are being taken to comply with the 1% participation cap threshold:



- a. Review of Student Records

	Number of Reviewed Student Records	Number of Records Compliant with Eligibility Criteria	Number of Records Non-Compliant with Eligibility Criteria	Corrective Actions Taken (If Applicable)
Elementary School Students	4	4	0	



Middle School Students	3	3	0	
High School Students	3	3	0	
Total Number of Files	10	10	0	

- b. The school system assures that any disproportionality in the percentage of students in any subgroup participating in the alternate assessment will be addressed through strategic actions. (Examples: Including all stakeholders in decision-making, conducting annual reviews, addressing the unique needs of English Learners (ELs), continuing education/professional development, reviewing criteria/state guidance for the alternate assessment qualification).

Special Education Lead Administrator Signature*: 	Date: <u>11/19/25</u>
Printed Name: <b>Hope Supple</b>	
Superintendent / Charter Lead Administrator Signature*: 	Date: <u>11-19-25</u>
Printed Name: <b>Chandler Smith</b>	

\*Required signatures. Original signatures should be kept on file at the school system.

To submit this justification form, please sign and upload to the DM FTP by **December 1, 2025**.

## Division of Diverse Learners

# LEAP CONNECT

## Participation Review Process

### School System Participation Justification

The Department provided 2024-2025 school year alternate assessment data to school systems for review. Because your school system assessed more than 1.0 percent of students using an alternate assessment in the 2024-2025 school year, LDOE anticipates that your school system will assess more than 1.0 percent of students with an alternate assessment in the 2025-2026 school year. School systems that exceeded the 1.0 percent threshold must submit an alternate assessment justification in addition to its request for a review of data and procedures related to alternate assessment. The Every Student Succeeds Act (ESSA) requires the Department to make these justifications publicly available, provided that personally identifiable information about an individual student is not revealed.

### School System Name:

Enter the percentage of students who participated in alternate assessment during the 2024-2025 school year. This information was disseminated to your school system via FTP on or before October 17, 2025.

LEAP Connect Participation by Subject	Participation Percentage for SY 2024-2025	
<b>ELA:</b> LEAP Connect Participation, see column G of data file	1.5	%
<b>Math:</b> LEAP Connect Participation, see column L of data file	1.5	%
<b>Science:</b> LEAP Connect Participation, see column Q of data file	0.5	%

1. Explain why the alternate assessment participation rate of 1.0 percent was exceeded for the 2024-2025 school year. **School systems must select Not Applicable (NA) or Applicable (A) for each option below. Applicable must be chosen for at least one of the following and may be chosen for more than one of the following options:**

A

- ☐ a. If applicable, provide a brief description with supporting data that identifies specific programs or circumstances within the school system that may contribute to higher enrollments of students identified with significant cognitive disabilities that would result in an alternate assessment participation rate in excess of 1.0 percent. (Example: The school system has schools, community



and/or health facilities that draw large numbers of students with significant cognitive disabilities.):

Acadia Parish has several communities with concentrated populations of families with significant cognitive impairments.

NA      b. **If applicable, briefly describe** how a small overall student enrollment in the school system contributes to the likelihood that even a small number of students found eligible to participate in an alternate assessment would result in a participation rate in excess of 1.0 percent. (Example: The total tested population is less than 300 and the total number of students participating in the alternate assessment is 3 or less.):

NA      c. **If applicable, briefly describe other or additional justification of variables** that may contribute to the school system’s alternate assessment participation rate in excess of 1.0 percent:

2. The school system verifies that all students participating in the alternate assessment meet Louisiana’s participation criteria as outlined in State Board of Elementary and Secondary Education (BESE) Bulletin 1530-Louisiana’s IEP Handbook for Students with Exceptionalities.

By submitting this form, the school system assures that the following actions are being taken to comply with the 1% participation cap threshold:



a. Review of Student Records

	Number of Reviewed Student Records	Number of Records Compliant with Eligibility Criteria	Number of Records Non-Compliant with Eligibility Criteria	Corrective Actions Taken (If Applicable)
Elementary School Students	5	5	0	N/A



Middle School Students	5	5	0	N/A
High School Students	5	5	0	N/A
Total Number of Files	15	15	0	N/A

- b. The school system assures that any disproportionality in the percentage of students in any subgroup participating in the alternate assessment will be addressed through strategic actions. (Examples: Including all stakeholders in decision-making, conducting annual reviews, addressing the unique needs of English Learners (ELs), continuing education/professional development, reviewing criteria/state guidance for the alternate assessment qualification).

Special Education Lead Administrator Signature*:		Date:
Printed Name: Sherri Lacoste		11/20/25
Superintendent / Charter Lead Administrator Signature*:		Date:
Printed Name: Carol D. Tall		11/20/2025

\*Required signatures. Original signatures should be kept on file at the school system.

To submit this justification form, please sign and upload to the DM FTP by **December 1, 2025**.

**Division of Diverse Learners**

# LEAP CONNECT

**Participation Review Process**

## School System Participation Justification

The Department is providing 2023-2024 school year alternate assessment data to school systems for review. If your school system assessed more than 1.0 percent of students using an alternate assessment in the 2023-2024 school year, we anticipated that your school system assessed more than 1.0 percent of students with an alternate assessment in the 2024-2025 school year. School systems that exceeded the 1.0 percent threshold must complete an alternate assessment justification and request a review of data and procedures related to alternate state assessments. The Every Student Succeeds Act (ESSA) requires the Department to make these justifications publicly available, provided that personally identifiable information about an individual student is not revealed.

**School System Name:** Assumption Parish Schools

Enter the percentage of students who participated in the alternate assessment during the 2023-2024 school year. This information was disseminated to your school system via FTP on or before March 1, 2025

LEAP Connect Participation by Subject	Participation Percentage for SY 2023-2024	
<b>ELA:</b> LEAP Connect Participation	2.3	%
<b>Math:</b> LEAP Connect Participation	2.3	%
<b>Science:</b> LEAP Connect Participation	0.9	%

1. Explain why the alternate assessment participation rate of 1.0 percent was exceeded for the 2023-2024 school year. **School systems must select Not Applicable (NA) or Applicable (A) for each option below. Applicable must be chosen for at least one of the following and may be chosen for more than one of the following options:**

NA

- a. **If applicable, provide a brief description with supporting data** that identifies specific programs or circumstances within the school system that may contribute to higher enrollments of students identified with significant cognitive disabilities that would result in an alternate assessment participation rate in excess of 1.0 percent. (Example: The school system has schools, community

and/or health facilities that draw large numbers of students with significant cognitive disabilities.):

- NA
- b. If applicable, briefly describe how a small overall student enrollment in the school system contributes to the likelihood that even a small number of students found eligible to participate in an alternate assessment would result in a participation rate in excess of 1.0 percent. (Example: The total tested population is less than 300 and the total number of students participating in the alternate assessment is 3 or less.):

The total tested population for Assumption Parish School System for the 2023-2024 school year was 1328, and the total number of students participating in alternate assessment was 30. All of our schools within the district have a small overall student enrollment which contributes to the result of an excess of 1.0% participation rate. Assumption High School: ELA: total tested population = 178; alternate assessment population = 2; total percentage = 1.1%. Math total tested population = 171; alternate assessment population = 2; total percentage = 1.2%. ELA and Math Belle Rose Middle: total tested population = 84; alternate assessment population = 4; total percentage = 4.3%. ELA and Math Labadieville Middle total tested population = 209; alternate assessment population = 5; total percentage = 5.3%. ELA and Math Labadieville Primary total tested population = 98; alternate assessment population = 2; total percentage = 2%. ELA and Math Napoleonville Middle total tested population = 200; alternate assessment population = 4; total percentage = 1.5%. Napoleonville Primary total tested population = 122; alternate assessment population = 2; total percentage = 1.6%. Pierre Part Elementary total tested population = 278; alternate assessment population = 5; total percentage = 1.8%.

- NA
- c. If applicable, briefly describe other or additional justification of variables that may contribute to the school system’s alternate assessment participation rate in excess of 1.0 percent:

2. The school system verifies that all students participating in the alternate assessment meet Louisiana’s participation criteria as outlined in State Board of Elementary and Secondary Education (BESE) Bulletin 1530-Louisiana’s IEP Handbook for Students with Exceptionalities.

By submitting this form, the school system assures that the following actions are being taken to comply with the 1% participation cap threshold:



a. Review of Student Records

	Number of Reviewed Student Records	Number of Records Compliant with Eligibility Criteria	Number of Records Non-Compliant with Eligibility Criteria	Corrective Actions Taken (If Applicable)
Elementary School Students	4	4	0	



Middle School Students	24	24	0	
High School Students	30	30	0	
Total Number of Files	58	58	0	

- b. The school system assures that any disproportionality in the percentage of students in any subgroup participating in the alternate assessment will be addressed through strategic actions. (Examples: Including all stakeholders in decision-making, conducting annual reviews, addressing the unique needs of English Learners (ELs), continuing education/professional development, reviewing criteria/state guidance for the alternate assessment qualification).

Special Education Lead Administrator Signature*: 	Date: 4/11/2025
Printed Name: Nellie W. Brown	
Superintendent / Charter Lead Administrator Signature*: 	Date: 4/11/25
Printed Name: John Bartholomew	

\*Required signatures. Original signatures should be kept on file at the school system.

To submit this justification form, please sign and upload to the DM FTP by **April 11, 2025**.

## Division of Diverse Learners

# LEAP CONNECT

## Participation Review Process

### School System Participation Justification

The Department provided 2024-2025 school year alternate assessment data to school systems for review. Because your school system assessed more than 1.0 percent of students using an alternate assessment in the 2024-2025 school year, LDOE anticipates that your school system will assess more than 1.0 percent of students with an alternate assessment in the 2025-2026 school year. School systems that exceeded the 1.0 percent threshold must submit an alternate assessment justification in addition to its request for a review of data and procedures related to alternate assessment. The Every Student Succeeds Act (ESSA) requires the Department to make these justifications publicly available, provided that personally identifiable information about an individual student is not revealed.

### School System Name:

Enter the percentage of students who participated in alternate assessment during the 2024-2025 school year. This information was disseminated to your school system via FTP on or before October 17, 2025.

LEAP Connect Participation by Subject	Participation Percentage for SY 2024-2025
<b>ELA:</b> LEAP Connect Participation, see column G of data file	99.2 %
<b>Math:</b> LEAP Connect Participation, see column L of data file	99.2 %
<b>Science:</b> LEAP Connect Participation, see column Q of data file	99.4 %

1. Explain why the alternate assessment participation rate of 1.0 percent was exceeded for the 2024-2025 school year. **School systems must select Not Applicable (NA) or Applicable (A) for each option below. Applicable must be chosen for at least one of the following and may be chosen for more than one of the following options:**
  - ☐ a. **If applicable, provide a brief description with supporting data** that identifies specific programs or circumstances within the school system that may contribute to higher enrollments of students identified with significant cognitive disabilities that would result in an alternate assessment participation rate in excess of 1.0 percent. (Example: The school system has schools, community

and/or health facilities that draw large numbers of students with significant cognitive disabilities.):

NA

- ☐ b. **If applicable, briefly describe** how a small overall student enrollment in the school system contributes to the likelihood that even a small number of students found eligible to participate in an alternate assessment would result in a participation rate in excess of 1.0 percent. (Example: The total tested population is less than 300 and the total number of students participating in the alternate assessment is 3 or less.):

NA

- ☐ c. **If applicable, briefly describe other or additional justification of variables** that may contribute to the school system's alternate assessment participation rate in excess of 1.0 percent:

We receive many students from Ft. Johnson as military families move in.

2. The school system verifies that all students participating in the alternate assessment meet Louisiana's participation criteria as outlined in State Board of Elementary and Secondary Education (BESE) Bulletin 1530-Louisiana's IEP Handbook for Students with Exceptionalities.

By submitting this form, the school system assures that the following actions are being taken to comply with the 1% participation cap threshold:



a. Review of Student Records

	Number of Reviewed Student Records	Number of Records Compliant with Eligibility Criteria	Number of Records Non-Compliant with Eligibility Criteria	Corrective Actions Taken (If Applicable)
Elementary School Students	13	13	0	NA



Middle School Students	17	17	0	NA
High School Students	26	26	0	NA
Total Number of Files	56	56	0	NA

- b. The school system assures that any disproportionality in the percentage of students in any subgroup participating in the alternate assessment will be addressed through strategic actions. (Examples: Including all stakeholders in decision-making, conducting annual reviews, addressing the unique needs of English Learners (ELs), continuing education/professional development, reviewing criteria/state guidance for the alternate assessment qualification).

Special Education Lead Administrator Signature*: 	Date: 11/19/25
Printed Name: <b>Mac Spikes</b>	
Superintendent / Charter Lead Administrator Signature*: 	Date: 11/19/25
Printed Name: <b>Larry Hollie</b>	

\*Required signatures. Original signatures should be kept on file at the school system.

To submit this justification form, please sign and upload to the DM FTP by **December 1, 2025**.



## Division of Diverse Learners

# LEAP CONNECT

## Participation Review Process

### School System Participation Justification

The Department provided 2024-2025 school year alternate assessment data to school systems for review. Because your school system assessed more than 1.0 percent of students using an alternate assessment in the 2024-2025 school year, LDOE anticipates that your school system will assess more than 1.0 percent of students with an alternate assessment in the 2025-2026 school year. School systems that exceeded the 1.0 percent threshold must submit an alternate assessment justification in addition to its request for a review of data and procedures related to alternate assessment. The Every Student Succeeds Act (ESSA) requires the Department to make these justifications publicly available, provided that personally identifiable information about an individual student is not revealed.

#### School System Name:

Enter the percentage of students who participated in alternate assessment during the 2024-2025 school year. This information was disseminated to your school system via FTP on or before October 17, 2025.

LEAP Connect Participation by Subject	Participation Percentage for SY 2024-2025	
ELA: LEAP Connect Participation, see column G of data file	1.7	%
Math: LEAP Connect Participation, see column L of data file	1.7	%
Science: LEAP Connect Participation, see column Q of data file	0.08	%

1. Explain why the alternate assessment participation rate of 1.0 percent was exceeded for the 2024-2025 school year. **School systems must select Not Applicable (NA) or Applicable (A) for each option below. Applicable must be chosen for at least one of the following and may be chosen for more than one of the following options:**
  - a. **If applicable, provide a brief description with supporting data** that identifies specific programs or circumstances within the school system that may contribute to higher enrollments of students identified with significant cognitive disabilities that would result in an alternate assessment participation rate in excess of 1.0 percent. (Example: The school system has schools, community



and/or health facilities that draw large numbers of students with significant cognitive disabilities.):

Students with severe cognitive disabilities have higher rates of additional medical and psychological needs that require additional community services. In addition to the local hospital, Bogalusa has a number of specialty clinics, several pediatricians and more mental health clinics compared to surrounding towns in Washington Parish.

- b. **If applicable, briefly describe** how a small overall student enrollment in the school system contributes to the likelihood that even a small number of students found eligible to participate in an alternate assessment would result in a participation rate in excess of 1.0 percent. (Example: The total tested population is less than 300 and the total number of students participating in the alternate assessment is 3 or less.):

Bogalusa City Schools is a small district with a low overall student enrollment, which directly impacts the calculation of the alternate assessment participation rate. Because our total tested population is typically fewer than 300 students across all tested grades, even a very small number of students identified as eligible for participation in the alternate assessment can cause the district's participation rate to exceed the 1.0 percent threshold.

For example, in a population of fewer than 300 assessed students, the identification of just three students with the most significant cognitive disabilities—students for whom the alternate assessment is the most appropriate measure of academic achievement—would result in a participation rate at or above 1.0 percent. This statistical reality reflects the unique enrollment size of our district rather than an inappropriate identification or assessment practice.

Bogalusa City Schools continues to follow the state's eligibility criteria with fidelity, engages in careful IEP team decision-making, and ensures that only students who meet the **significant cognitive disability** criteria participate in the alternate assessment. However, due to our small overall student population, minimal numerical changes can disproportionately impact our calculated participation percentages.

- c. **If applicable, briefly describe other or additional justification of variables** that may contribute to the school system's alternate assessment participation rate in excess of 1.0 percent:

In addition to the small overall district enrollment, several other factors may contribute to Bogalusa City Schools' alternate assessment participation rate exceeding 1.0 percent. The district serves a high-needs population with a proportionally larger number of students who meet the criteria for **significant cognitive disabilities** compared to districts of similar size. Many of our students receive intensive special education services beginning in early childhood, and a number present with complex developmental, medical, and adaptive functioning needs that make the alternate assessment the most appropriate measure of their academic performance.

Furthermore, Bogalusa City Schools maintains a strong Child Find process and collaborates closely with families and service providers to ensure students are appropriately identified and supported. This proactive approach may result in a slightly higher identification rate of students requiring extensive individualized instruction and supports.

Additionally, the district's specialized programs, such as self-contained classrooms and individualized supports for students with severe autism, intellectual disabilities, and multiple disabilities, naturally reflect a population whose educational needs align with alternate assessment participation.

2. The school system verifies that all students participating in the alternate assessment meet Louisiana's participation criteria as outlined in State Board of Elementary and Secondary Education (BESE) Bulletin 1530-Louisiana's IEP Handbook for Students with Exceptionalities.

By submitting this form, the school system assures that the following actions are being taken to comply with the 1% participation cap threshold:



- a. Review of Student Records

	Number of Reviewed Student Records	Number of Records Compliant with Eligibility Criteria	Number of Records Non-Compliant with Eligibility Criteria	Corrective Actions Taken (If Applicable)
Elementary School Students	2	2	0	NA



Middle School Students	5	5	0	NA
High School Students	3	3	0	NA
Total Number of Files	10	10	0	NA

- b. The school system assures that any disproportionality in the percentage of students in any subgroup participating in the alternate assessment will be addressed through strategic actions. (Examples: Including all stakeholders in decision-making, conducting annual reviews, addressing the unique needs of English Learners (ELs), continuing education/professional development, reviewing criteria/state guidance for the alternate assessment qualification).

Special Education Lead Administrator Signature*: 	Date: 12.1.25
Printed Name: Deonda Robertson-Warner	
Superintendent / Charter Lead Administrator Signature*: 	Date: 12/1/25
Printed Name: Dr. Byron Hurst	

\*Required signatures. Original signatures should be kept on file at the school system.

To submit this justification form, please sign and upload to the DM FTP by **December 1, 2025**.



## Division of Diverse Learners

# LEAP CONNECT

## Participation Review Process

### School System Participation Justification

The Department provided 2024-2025 school year alternate assessment data to school systems for review. Because your school system assessed more than 1.0 percent of students using an alternate assessment in the 2024-2025 school year, LDOE anticipates that your school system will assess more than 1.0 percent of students with an alternate assessment in the 2025-2026 school year. School systems that exceeded the 1.0 percent threshold must submit an alternate assessment justification in addition to its request for a review of data and procedures related to alternate assessment. The Every Student Succeeds Act (ESSA) requires the Department to make these justifications publicly available, provided that personally identifiable information about an individual student is not revealed.

#### School System Name: Catahoula

Enter the percentage of students who participated in alternate assessment during the 2024-2025 school year. This information was disseminated to your school system via FTP on or before October 17, 2025.

LEAP Connect Participation by Subject	Participation Percentage for SY 2024-2025	
ELA: LEAP Connect Participation, see column G of data file	5.4	%
Math: LEAP Connect Participation, see column L of data file	5.3	%
Science: LEAP Connect Participation, see column Q of data file	1.1	%

1. Explain why the alternate assessment participation rate of 1.0 percent was exceeded for the 2024-2025 school year. **School systems must select Not Applicable (NA) or Applicable (A) for each option below. Applicable must be chosen for at least one of the following and may be chosen for more than one of the following options:**

A

- a. **If applicable, provide a brief description with supporting data** that identifies specific programs or circumstances within the school system that may contribute to higher enrollments of students identified with significant cognitive disabilities that would result in an alternate assessment participation rate in excess of 1.0 percent. (Example: The school system has schools, community

and/or health facilities that draw large numbers of students with significant cognitive disabilities.):

A

- b. **If applicable, briefly describe** how a small overall student enrollment in the school system contributes to the likelihood that even a small number of students found eligible to participate in an alternate assessment would result in a participation rate in excess of 1.0 percent. (Example: The total tested population is less than 300 and the total number of students participating in the alternate assessment is 3 or less.):

A

- c. **If applicable, briefly describe other or additional justification of variables** that may contribute to the school system's alternate assessment participation rate in excess of 1.0 percent:

Catahoula has been seeing a decline in student enrollment but an increase in student with disability population. Student leaving are going to neighboring parishes or charters are our more affluent students and the population of students left are the ones who need more supports or special education services. The students identified are functioning at -2.5 or greater standard deviations below the mean in adaptive and cognitive skills. The are also requiring more supports with multiple ares of need (i.e. modified behavioral and academic supports.

2. The school system verifies that all students participating in the alternate assessment meet Louisiana's participation criteria as outlined in State Board of Elementary and Secondary Education (BESE) Bulletin 1530-Louisiana's IEP Handbook for Students with Exceptionalities.

By submitting this form, the school system assures that the following actions are being taken to comply with the 1% participation cap threshold:

- a. Review of Student Records

	Number of Reviewed Student Records	Number of Records Compliant with Eligibility Criteria	Number of Records Non-Compliant with Eligibility Criteria	Corrective Actions Taken (If Applicable)
Elementary School Students	8	8	0	n/a



Middle School Students	5	5	0	n/a
High School Students	0	0	0	n/a
Total Number of Files	13	13	0	n/a

- b. The school system assures that any disproportionality in the percentage of students in any subgroup participating in the alternate assessment will be addressed through strategic actions. (Examples: Including all stakeholders in decision-making, conducting annual reviews, addressing the unique needs of English Learners (ELs), continuing education/professional development, reviewing criteria/state guidance for the alternate assessment qualification).

Special Education Lead Administrator Signature*: 	Date: 12/01/2025
Printed Name: <b>Barbara Moseley</b>	
Superintendent / Charter Lead Administrator Signature*: 	Date: 12/01/2025
Printed Name: <b>Johnny Adams</b>	

\*Required signatures. Original signatures should be kept on file at the school system.

To submit this justification form, please sign and upload to the DM FTP by **December 1, 2025**.

## Division of Diverse Learners

# LEAP CONNECT

## Participation Review Process

### School System Participation Justification

The Department provided 2024-2025 school year alternate assessment data to school systems for review. Because your school system assessed more than 1.0 percent of students using an alternate assessment in the 2024-2025 school year, LDOE anticipates that your school system will assess more than 1.0 percent of students with an alternate assessment in the 2025-2026 school year. School systems that exceeded the 1.0 percent threshold must submit an alternate assessment justification in addition to its request for a review of data and procedures related to alternate assessment. The Every Student Succeeds Act (ESSA) requires the Department to make these justifications publicly available, provided that personally identifiable information about an individual student is not revealed.

### School System Name:

Enter the percentage of students who participated in alternate assessment during the 2024-2025 school year. This information was disseminated to your school system via FTP on or before October 17, 2025.

LEAP Connect Participation by Subject	Participation Percentage for SY 2024-2025	
<b>ELA:</b> LEAP Connect Participation, see column G of data file	1.4	%
<b>Math:</b> LEAP Connect Participation, see column L of data file	1.4	%
<b>Science:</b> LEAP Connect Participation, see column Q of data file	0.5	%

1. Explain why the alternate assessment participation rate of 1.0 percent was exceeded for the 2024-2025 school year. **School systems must select Not Applicable (NA) or Applicable (A) for each option below. Applicable must be chosen for at least one of the following and may be chosen for more than one of the following options:**

- NA ☒ a. If applicable, provide a brief description with supporting data that identifies specific programs or circumstances within the school system that may contribute to higher enrollments of students identified with significant cognitive disabilities that would result in an alternate assessment participation rate in excess of 1.0 percent. (Example: The school system has schools, community

and/or health facilities that draw large numbers of students with significant cognitive disabilities.);

NA ☒ b. **If applicable, briefly describe** how a small overall student enrollment in the school system contributes to the likelihood that even a small number of students found eligible to participate in an alternate assessment would result in a participation rate in excess of 1.0 percent. (Example: The total tested population is less than 300 and the total number of students participating in the alternate assessment is 3 or less.):

NA ☒ c. **If applicable, briefly describe other or additional justification of variables** that may contribute to the school system's alternate assessment participation rate in excess of 1.0 percent:

Applicable:  
Ascension Public Schools is a growing district in Louisiana, and this increase in enrollment has contributed to shifts in the special education population, which now represents 12.12% of all students, an increase from 11.45%. A portion of these students continue to demonstrate significant cognitive disabilities, impacting the district's alternate assessment participation rates. Since the last justification report, the district has seen a 0.1% decrease in participation across ELA, Mathematics, and Science. Student data, including cognitive scores, are reviewed by a multidisciplinary team-consisting of the Director of Special Education, the Coordinator of Students with Significant Disabilities, Pupil Appraisal, and the IEP team-to determine the most appropriate placement. The LDOE K-2 Alternate Assessment Guidance Document is also used to ensure eligibility decisions align with state criteria.

2. The school system verifies that all students participating in the alternate assessment meet Louisiana's participation criteria as outlined in State Board of Elementary and Secondary Education (BESE) Bulletin 1530-Louisiana's IEP Handbook for Students with Exceptionalities.

By submitting this form, the school system assures that the following actions are being taken to comply with the 1% participation cap threshold:

a. Review of Student Records

	Number of Reviewed Student Records	Number of Records Compliant with Eligibility Criteria	Number of Records Non-Compliant with Eligibility Criteria	Corrective Actions Taken (If Applicable)
Elementary School Students	16	16	0	N/A



Middle School Students	10	10	0	N/A
High School Students	4	4	0	N/A
Total Number of Files	30	30	0	N/A

- b. The school system assures that any disproportionality in the percentage of students in any subgroup participating in the alternate assessment will be addressed through strategic actions. (Examples: Including all stakeholders in decision-making, conducting annual reviews, addressing the unique needs of English Learners (ELs), continuing education/professional development, reviewing criteria/state guidance for the alternate assessment qualification).

Special Education Lead Administrator Signature*: <i>Dr. Adrina Million</i>	Date: <i>11/20/2025</i>
Printed Name: Dr. Adrina Million	
Superintendent / Charter Lead Administrator Signature*: <i>Dr. Edith M. Walker</i>	Date: <i>11/20/2025</i>
Printed Name: Dr. Edith Walker	

\*Required signatures. Original signatures should be kept on file at the school system.

To submit this justification form, please sign and upload to the DM FTP by **December 1, 2025**.

## Division of Diverse Learners

# LEAP CONNECT

## Participation Review Process

### School System Participation Justification

The Department provided 2024-2025 school year alternate assessment data to school systems for review. Because your school system assessed more than 1.0 percent of students using an alternate assessment in the 2024-2025 school year, LDOE anticipates that your school system will assess more than 1.0 percent of students with an alternate assessment in the 2025-2026 school year. School systems that exceeded the 1.0 percent threshold must submit an alternate assessment justification in addition to its request for a review of data and procedures related to alternate assessment. The Every Student Succeeds Act (ESSA) requires the Department to make these justifications publicly available, provided that personally identifiable information about an individual student is not revealed.

**School System Name:** East Feliciana Public Schools

Enter the percentage of students who participated in alternate assessment during the 2024-2025 school year. This information was disseminated to your school system via FTP on or before October 17, 2025.

LEAP Connect Participation by Subject	Participation Percentage for SY 2024-2025	
<b>ELA:</b> LEAP Connect Participation, see column G of data file	99.6	%
<b>Math:</b> LEAP Connect Participation, see column L of data file	99.6	%
<b>Science:</b> LEAP Connect Participation, see column Q of data file	99.4	%

1. Explain why the alternate assessment participation rate of 1.0 percent was exceeded for the 2024-2025 school year. **School systems must select Not Applicable (NA) or Applicable (A) for each option below. Applicable must be chosen for at least one of the following and may be chosen for more than one of the following options:**

- NA ☒ a. **If applicable, provide a brief description with supporting data** that identifies specific programs or circumstances within the school system that may contribute to higher enrollments of students identified with significant cognitive disabilities that would result in an alternate assessment participation rate in excess of 1.0 percent. (Example: The school system has schools, community



and/or health facilities that draw large numbers of students with significant cognitive disabilities.):

Not applicable.

A

- ☒ b. **If applicable, briefly describe** how a small overall student enrollment in the school system contributes to the likelihood that even a small number of students found eligible to participate in an alternate assessment would result in a participation rate in excess of 1.0 percent. (Example: The total tested population is less than 300 and the total number of students participating in the alternate assessment is 3 or less.):

The LEA exceeded the 1.0% alternate assessment participation rate for 2024-2025 due to a combination of:

- Students transferring into the district arrived already identified for alternate assessment.
- Medical, communication and behavioral complexity that made students eligible for LEAP Connect.
- Re-evaluation confirms eligibility

NA

- ☒ c. **If applicable, briefly describe other or additional justification of variables** that may contribute to the school system’s alternate assessment participation rate in excess of 1.0 percent:

Not Applicable.

2. The school system verifies that all students participating in the alternate assessment meet Louisiana’s participation criteria as outlined in State Board of Elementary and Secondary Education (BESE) Bulletin 1530-Louisiana’s IEP Handbook for Students with Exceptionalities.



By submitting this form, the school system assures that the following actions are being taken to comply with the 1% participation cap threshold:

a. Review of Student Records

	Number of Reviewed Student Records	Number of Records Compliant with Eligibility Criteria	Number of Records Non-Compliant with Eligibility Criteria	Corrective Actions Taken (If Applicable)
Elementary School Students	8	8	0	N/A

Middle School Students	4	4	0	N/A
High School Students	6	6	0	N/A
Total Number of Files	18	18	0	N/A

- b. The school system assures that any disproportionality in the percentage of students in any subgroup participating in the alternate assessment will be addressed through strategic actions. (Examples: Including all stakeholders in decision-making, conducting annual reviews, addressing the unique needs of English Learners (ELs), continuing education/professional development, reviewing criteria/state guidance for the alternate assessment qualification).

Special Education Lead Administrator Signature*: 	Date: 11/21/25
Printed Name: Latrice Smith	
Superintendent / Charter Lead Administrator Signature*: 	Date: 11/21/25
Printed Name: Keisha L. Netterville	

\*Required signatures. Original signatures should be kept on file at the school system.

To submit this justification form, please sign and upload to the DM FTP by **December 1, 2025**.



	School System Name	Subgroup	ELA_Tester_LEAP_ Connect	ELA_Tester_All_ Tests	ELA_LEAP_Connect _CAP
019	East Feliciana Parish	All Students	18	830	2.2
019	East Feliciana Parish	Black or African American	16	472	3.4
019	East Feliciana Parish	Economically Disadvantaged	15	643	2.3
019	East Feliciana Parish	English Learner	0	18	0
019	East Feliciana Parish	Foster Care	0	4	0
019	East Feliciana Parish	Hispanic/Latino	0	26	0
019	East Feliciana Parish	Homeless	1	33	3
019	East Feliciana Parish	White	2	312	0.6

ELA_Participation_ rate_All tests	ELA_LEAP_Connect_P articipation_rate	Math_Tester_LEAP _Connect	Math_Tester_All_ Tests	Math_LEAP_Connect_ CAP	Math_Participation_r ate_All tests	Math_Participation_r ate_LEAP_Connect
99.6	94.7	18	832	2.2	99.6	94.7
100	100	16	474	3.4	100	100
99.7	93.8	15	646	2.3	99.7	93.8
100		0	18	0	100	
100		0	5	0	100	
100		0	26	0	100	
100	100	1	34	2.9	100	100
99.4	66.7	2	312	0.6	99.4	66.7



Science_Tester_LEAP_C connect	Science_Tester_A ll_Tests	Science_LEAP_ Connect_CAP	Science_Participation_ rate_All_tests	Science_Participation_ rate_LEAP_Connect
5	823	0.6	99.4	83.3
4	463	0.9	99.4	100
4	631	0.6	99.5	80
0	15	0	100	
0	4	0	100	
0	23	0	100	
0	32	0	100	
1	317	0.3	99.4	50

**Division of Diverse Learners**

# LEAP CONNECT

## Participation Review Process

### School System Participation Justification

The Department provided 2024-2025 school year alternate assessment data to school systems for review. Because your school system assessed more than 1.0 percent of students using an alternate assessment in the 2024-2025 school year, LDOE anticipates that your school system will assess more than 1.0 percent of students with an alternate assessment in the 2025-2026 school year. School systems that exceeded the 1.0 percent threshold must submit an alternate assessment justification in addition to its request for a review of data and procedures related to alternate assessment. The Every Student Succeeds Act (ESSA) requires the Department to make these justifications publicly available, provided that personally identifiable information about an individual student is not revealed.

**School System Name:** Community Academies of New Orleans: Esperanza Academy

Enter the percentage of students who participated in alternate assessment during the 2024-2025 school year. This information was disseminated to your school system via FTP on or before October 17, 2025.

LEAP Connect Participation by Subject	Participation Percentage for SY 2024-2025	
<b>ELA:</b> LEAP Connect Participation, see column G of data file	1.2	%
<b>Math:</b> LEAP Connect Participation, see column L of data file	1.2	%
<b>Science:</b> LEAP Connect Participation, see column Q of data file	.3	%

1. Explain why the alternate assessment participation rate of 1.0 percent was exceeded for the 2024-2025 school year. **School systems must select Not Applicable (NA) or Applicable (A) for each option below. Applicable must be chosen for at least one of the following and may be chosen for more than one of the following options:**
  - a. **If applicable, provide a brief description with supporting data** that identifies specific programs or circumstances within the school system that may contribute to higher enrollments of students identified with significant cognitive disabilities that would result in an alternate assessment participation rate in excess of 1.0 percent. (Example: The school system has schools, community



and/or health facilities that draw large numbers of students with significant cognitive disabilities.):

The school operates within a network that is open enrollment, and historically has served a



- b. **If applicable, briefly describe** how a small overall student enrollment in the school system contributes to the likelihood that even a small number of students found eligible to participate in an alternate assessment would result in a participation rate in excess of 1.0 percent. (Example: The total tested population is less than 300 and the total number of students participating in the alternate assessment is 3 or less.):

Total tested population in school is 332, with 4 students eligible for Leap Connect. Of those



- c. **If applicable, briefly describe other or additional justification of variables** that may contribute to the school system's alternate assessment participation rate in excess of 1.0 percent:

2. The school system verifies that all students participating in the alternate assessment meet Louisiana's participation criteria as outlined in State Board of Elementary and Secondary Education (BESE) Bulletin 1530-Louisiana's IEP Handbook for Students with Exceptionalities.



By submitting this form, the school system assures that the following actions are being taken to comply with the 1% participation cap threshold:

- a. Review of Student Records

	Number of Reviewed Student Records	Number of Records Compliant with Eligibility Criteria	Number of Records Non-Compliant with Eligibility Criteria	Corrective Actions Taken (If Applicable)
Elementary School Students				

Middle School Students	4	4	0	N/A
High School Students				
Total Number of Files				

- b. The school system assures that any disproportionality in the percentage of students in any subgroup participating in the alternate assessment will be addressed through strategic actions. (Examples: Including all stakeholders in decision-making, conducting annual reviews, addressing the unique needs of English Learners (ELs), continuing education/professional development, reviewing criteria/state guidance for the alternate assessment qualification).

Special Education Lead Administrator Signature*: 	Date: 12/1/25
Printed Name: Michael Vance	
Superintendent / Charter Lead Administrator Signature*: 	Date: 12/1/2025
Printed Name: Myrialis King	

\*Required signatures. Original signatures should be kept on file at the school system.

To submit this justification form, please sign and upload to the DM FTP by **December 1, 2025**.





## Division of Diverse Learners

# LEAP CONNECT

## Participation Review Process

### School System Participation Justification

The Department provided 2024-2025 school year alternate assessment data to school systems for review. Because your school system assessed more than 1.0 percent of students using an alternate assessment in the 2024-2025 school year, LDOE anticipates that your school system will assess more than 1.0 percent of students with an alternate assessment in the 2025-2026 school year. School systems that exceeded the 1.0 percent threshold must submit an alternate assessment justification in addition to its request for a review of data and procedures related to alternate assessment. The Every Student Succeeds Act (ESSA) requires the Department to make these justifications publicly available, provided that personally identifiable information about an individual student is not revealed.

**School System Name:** Iberia Parish School District

Enter the percentage of students who participated in alternate assessment during the 2024-2025 school year. This information was disseminated to your school system via FTP on or before October 17, 2025.

LEAP Connect Participation by Subject	Participation Percentage for SY 2024-2025	
<b>ELA:</b> LEAP Connect Participation, see column G of data file	99.6	%
<b>Math:</b> LEAP Connect Participation, see column L of data file	99.5	%
<b>Science:</b> LEAP Connect Participation, see column Q of data file	99.6	%

1. Explain why the alternate assessment participation rate of 1.0 percent was exceeded for the 2024-2025 school year. **School systems must select Not Applicable (NA) or Applicable (A) for each option below. Applicable must be chosen for at least one of the following and may be chosen for more than one of the following options:**

A

- ☐ a. If applicable, provide a brief description with supporting data that identifies specific programs or circumstances within the school system that may contribute to higher enrollments of students identified with significant cognitive disabilities that would result in an alternate assessment participation rate in excess of 1.0 percent. (Example: The school system has schools, community



and/or health facilities that draw large numbers of students with significant cognitive disabilities.):

Approximately 75% of our students are identified as low socioeconomic status as defined by Title 1, and this may be one of the reasons we are slightly over the 1% in spite of following the state and local procedures for identifying students who participate in alternate assessment. Of the 98 students that tested during the 2024-2025 school year, 87 or 89% of testers were deemed as being economically disadvantaged.

N/A

- ☐ b. **If applicable, briefly describe** how a small overall student enrollment in the school system contributes to the likelihood that even a small number of students found eligible to participate in an alternate assessment would result in a participation rate in excess of 1.0 percent. (Example: The total tested population is less than 300 and the total number of students participating in the alternate assessment is 3 or less.):

N/A

N/A

- ☐ c. **If applicable, briefly describe other or additional justification of variables** that may contribute to the school system’s alternate assessment participation rate in excess of 1.0 percent:

N/A

2. The school system verifies that all students participating in the alternate assessment meet Louisiana’s participation criteria as outlined in State Board of Elementary and Secondary Education (BESE) Bulletin 1530-Louisiana’s IEP Handbook for Students with Exceptionalities.



By submitting this form, the school system assures that the following actions are being taken to comply with the 1% participation cap threshold:

a. Review of Student Records

	Number of Reviewed Student Records	Number of Records Compliant with Eligibility Criteria	Number of Records Non-Compliant with Eligibility Criteria	Corrective Actions Taken (If Applicable)
Elementary School Students	5	5	0	N/A

Middle School Students	5	5	0	N/A
High School Students	5	5	0	N/A
Total Number of Files	15	15	0	N/A

- b. The school system assures that any disproportionality in the percentage of students in any subgroup participating in the alternate assessment will be addressed through strategic actions. (Examples: Including all stakeholders in decision-making, conducting annual reviews, addressing the unique needs of English Learners (ELs), continuing education/professional development, reviewing criteria/state guidance for the alternate assessment qualification).

Special Education Lead Administrator Signature*: 	Date: 
Printed Name: Alaina L. Black	
Superintendent / Charter Lead Administrator Signature*: 	Date: 
Printed Name: Heath Hulin	

\*Required signatures. Original signatures should be kept on file at the school system.

To submit this justification form, please sign and upload to the DM FTP by **December 1, 2025**.



# Alternate Assessment File Review Documentation Chart

School System Name:	
Total Number of Students that Participated in the Alternate Assessment for the 2024-2025 SY	Minimum Required Sample Size

Total number of files reviewed			
Elementary School Students	Middle School Students	High School Students	Total Number of Records Reviewed

**Instructions:** List student identification numbers of the targeted sample of student files. Indicate the grade level and exceptionality for each student file. Enter “C” if the requirement is Compliant (requirement is met). Enter “NC” if the requirement is Non-compliant (requirement is NOT met). All items must be completed. No items may be left blank.

State ID	Grade	Exceptionality	AA-1	AA-2	AA-3

# Alternate Assessment File Review Documentation Chart

School System Name:	
Total Number of Students that Participated in the Alternate Assessment for the 2024-2025 SY	Minimum Required Sample Size

Total number of files reviewed			
Elementary School Students	Middle School Students	High School Students	Total Number of Records Reviewed

**Instructions:** List student identification numbers of the targeted sample of student files. Indicate the grade level and exceptionality for each student file. Enter “C” if the requirement is Compliant (requirement is met). Enter “NC” if the requirement is Non-compliant (requirement is NOT met). All items must be completed. No items may be left blank.

State ID	Grade	Exceptionality	AA-1	AA-2	AA-3



## Division of Diverse Learners

# LEAP CONNECT

## Participation Review Process

### School System Participation Justification

The Department provided 2024-2025 school year alternate assessment data to school systems for review. Because your school system assessed more than 1.0 percent of students using an alternate assessment in the 2024-2025 school year, LDOE anticipates that your school system will assess more than 1.0 percent of students with an alternate assessment in the 2025-2026 school year. School systems that exceeded the 1.0 percent threshold must submit an alternate assessment justification in addition to its request for a review of data and procedures related to alternate assessment. The Every Student Succeeds Act (ESSA) requires the Department to make these justifications publicly available, provided that personally identifiable information about an individual student is not revealed.

**School System Name:** New Orleans Military & Maritime Academy

Enter the percentage of students who participated in alternate assessment during the 2024-2025 school year. This information was disseminated to your school system via FTP on or before October 17, 2025.

LEAP Connect Participation by Subject	Participation Percentage for SY 2024-2025	
<b>ELA:</b> LEAP Connect Participation, see column G of data file	1.7	%
<b>Math:</b> LEAP Connect Participation, see column L of data file	1.7	%
<b>Science:</b> LEAP Connect Participation, see column Q of data file	1.8	%

1. Explain why the alternate assessment participation rate of 1.0 percent was exceeded for the 2024-2025 school year. **School systems must select Not Applicable (NA) or Applicable (A) for each option below. Applicable must be chosen for at least one of the following and may be chosen for more than one of the following options:**
  - a. **If applicable, provide a brief description with supporting data** that identifies specific programs or circumstances within the school system that may contribute to higher enrollments of students identified with significant cognitive disabilities that would result in an alternate assessment participation rate in excess of 1.0 percent. (Example: The school system has schools, community

and/or health facilities that draw large numbers of students with significant cognitive disabilities.):

NOMMA follows the LDOE guidelines for participation in the LA Alternate Assessment (LEAP Connect). Cadets are determined eligible as determined by Bulletins 1508 + 1530 and by the IEP Team.

- N/A b. If applicable, briefly describe how a small overall student enrollment in the school system contributes to the likelihood that even a small number of students found eligible to participate in an alternate assessment would result in a participation rate in excess of 1.0 percent. (Example: The total tested population is less than 300 and the total number of students participating in the alternate assessment is 3 or less.):

NOMMA is a single school site with total testers slightly over 300.

- A c. If applicable, briefly describe other or additional justification of variables that may contribute to the school system's alternate assessment participation rate in excess of 1.0 percent:

NOMMA has improved programming for eligible Cadets over the last several years and created a positive reputation in the New Orleans community for providing quality and consistent services. We are an Opportunity Honoree for 24-25 for students with disabilities.

2. The school system verifies that all students participating in the alternate assessment meet Louisiana's participation criteria as outlined in State Board of Elementary and Secondary Education (BESE) Bulletin 1530-Louisiana's IEP Handbook for Students with Exceptionalities.

By submitting this form, the school system assures that the following actions are being taken to comply with the 1% participation cap threshold:



- a. Review of Student Records

	Number of Reviewed Student Records	Number of Records Compliant with Eligibility Criteria	Number of Records Non-Compliant with Eligibility Criteria	Corrective Actions Taken (If Applicable)
Elementary School Students	0	0	0	0



Middle School Students	0	0	0	0
High School Students	6	6	0	0
Total Number of Files	6	6	0	0

- b. The school system assures that any disproportionality in the percentage of students in any subgroup participating in the alternate assessment will be addressed through strategic actions. (Examples: Including all stakeholders in decision-making, conducting annual reviews, addressing the unique needs of English Learners (ELs), continuing education/professional development, reviewing criteria/state guidance for the alternate assessment qualification).

Special Education Lead Administrator Signature*: 	Date: 11/20/25
Printed Name: Heather S. Desrochers	
Superintendent / Charter Lead Administrator Signature*: 	Date: 11/20/2025
Printed Name: Col Christopher Schlafer	

\*Required signatures. Original signatures should be kept on file at the school system.



To submit this justification form, please sign and upload to the DM FTP by **December 1, 2025**.

Please provide a school system contact in the event there is a request by the LDOE for verification of any information provided in this review.

Name: Heather S. Desrochers Position: Special Education Director

Telephone Contact: 504.227.3814 Email: hdesrochers@nomma.net

Required Signatures \* Original signatures should be kept on file at the school system.

Special Education Director Signature*: 	Date: <u>11/20/25</u>
Printed Name: <u>Heather S. Desrochers</u>	
Superintendent Signature*: 	Date: <u>11/20/25</u>
Printed Name: <u>Col Christopher Schlafer</u>	



## SCHOOL SYSTEM ALTERNATE ASSESSMENT PARTICIPATION REVIEW REQUEST

Complete and submit this review request only if the school system's participation in the alternate assessment exceeded 1.0 percent for the 2024-2025 school year.

NOMMA \_\_\_\_\_ school system is requesting an alternate assessment participation review to BESE Bulletin §903. *Inclusion of Students in the Subgroup Competent Performance*. The school system must provide the following assurances and submit to the Louisiana Department of Education (LDOE) an action plan or evidence of actions.

Please select Yes or No to each action listed below.

1. Yes ☒ By checking yes, NOMMA school system has verified that students participating in the alternate assessment met Louisiana's participation criteria by verifying that all students who took the LEAP Connect alternate assessment had required evaluation results (cognitive and/or adaptive assessment(s)) corresponding to appropriate grade-based eligibility criteria entered in SER by the January 10, 2025, deadline. This verification report is titled **Evaluation Results Report - Alternate Assessment** and can be run from the **Reports** section in eSER.
2. Yes ☒ By checking yes, NOMMA school system has verified that they reviewed the data showing the percentage of students in any subgroup taking the alternate assessment for disproportionality.
  - a. Describe the school system's review process of subgroup data for possible disproportionality.

*Eligible credits are determined by the IEP team.*
  - b. If applicable, describe the school system's plan to address any disproportionality in the percentage of students in any subgroup taking the alternate assessment.

*Eligibility decisions are made based on evaluation results, not subgroup status.*
3. Yes ☒ By checking yes, NOMMA school system has verified that staff serving on individualized education program (IEP) teams have completed training on the alternate assessment participation criteria outlined in BESE Bulletin 1530 §505, ensuring teams implement the guidelines so that every student participates in the most appropriate assessment of their learning. **Provide training date(s) and topic(s) in the table below.**

If training has not yet been completed, select No for question 3. Select Yes for question 4 and describe the school system's plan to provide training.

Training Date	Training Topic
7/25/25	Writing Complaint IEPs
7/31/25	Understanding the IEP process
8/8/25	Teaching Cadets w/ mild/mod. ID

4. Yes ☒ By checking yes, NOMMA school system verifies that they will complete training for school staff who participate as members of the individualized education program (IEP) team to ensure the team understands and implements the guidelines established by BESE Bulletin 1530 §505. *Alternate Assessment Participation Criteria*. **Describe the school system's plan to provide training.**

NOMMA provides regular PD in the areas of neurodiversity, evaluations, and differentiation.

5. Yes ☒ By checking yes, NOMMA school system understands that the LDOE will select a percentage of student files for review to verify whether the student is eligible for participation in the alternate assessment based on the State's criteria.
6. If applicable, provide a summary of any additional action(s) the school system plans to take to ensure only students with the most significant cognitive disabilities participate in alternate assessments.



## Alternate Assessment File Review Documentation Chart

School System Name: <u>ADMMH</u>	
Total Number of Students that Participated in the Alternate Assessment for the 2024-2025 SY	Minimum Required Sample Size
<u>6</u>	<u>6</u>

Total number of files reviewed			
Elementary School Students	Middle School Students	High School Students	Total Number of Records Reviewed
<u>0</u>	<u>0</u>	<u>6</u>	<u>6</u>

**Instructions:** List student identification numbers of the targeted sample of student files. Indicate the grade level and exceptionality for each student file. Enter "C" if the requirement is Compliant (requirement is met). Enter "NC" if the requirement is Non-compliant (requirement is NOT met). All items must be completed. No items may be left blank.

State ID	Grade	Exceptionality	AA-1	AA-2	AA-3
4291213166	11	ID - mild	C	C	C
8151544562	11	Autism	C	C	C
6969349764	11	Autism; ID - mild	C	C	C
4594646271	11	ID - mild	C	C	C
8185267731	11	ID - mild	C	C	C
2495474187	11	ID - mild	C	C	C

## Division of Diverse Learners

# LEAP CONNECT

## Participation Review Process

### School System Participation Justification

The Department provided 2024-2025 school year alternate assessment data to school systems for review. Because your school system assessed more than 1.0 percent of students using an alternate assessment in the 2024-2025 school year, LDOE anticipates that your school system will assess more than 1.0 percent of students with an alternate assessment in the 2025-2026 school year. School systems that exceeded the 1.0 percent threshold must submit an alternate assessment justification in addition to its request for a review of data and procedures related to alternate assessment. The Every Student Succeeds Act (ESSA) requires the Department to make these justifications publicly available, provided that personally identifiable information about an individual student is not revealed.

**School System Name:** Central Community School System

Enter the percentage of students who participated in alternate assessment during the 2024-2025 school year. This information was disseminated to your school system via FTP on or before October 17, 2025.

LEAP Connect Participation by Subject	Participation Percentage for SY 2024-2025	
<b>ELA:</b> LEAP Connect Participation, see column G of data file	1.4	%
<b>Math:</b> LEAP Connect Participation, see column L of data file	1.3	%
<b>Science:</b> LEAP Connect Participation, see column Q of data file	0.8	%

1. Explain why the alternate assessment participation rate of 1.0 percent was exceeded for the 2024-2025 school year. **School systems must select Not Applicable (NA) or Applicable (A) for each option below. Applicable must be chosen for at least one of the following and may be chosen for more than one of the following options:**

NA

- a. **If applicable, provide a brief description with supporting data** that identifies specific programs or circumstances within the school system that may contribute to higher enrollments of students identified with significant cognitive disabilities that would result in an alternate assessment participation rate in excess of 1.0 percent. (Example: The school system has schools, community



and/or health facilities that draw large numbers of students with significant cognitive disabilities.):

- b. **If applicable, briefly describe** how a small overall student enrollment in the school system contributes to the likelihood that even a small number of students found eligible to participate in an alternate assessment would result in a participation rate in excess of 1.0 percent. (Example: The total tested population is less than 300 and the total number of students participating in the alternate assessment is 3 or less.):

CCSS is a small district w/ 4684 students in 2024-2025; 33 students took LEAP Connect.

NA

- c. **If applicable, briefly describe other or additional justification of variables** that may contribute to the school system's alternate assessment participation rate in excess of 1.0 percent:

2. The school system verifies that all students participating in the alternate assessment meet Louisiana's participation criteria as outlined in State Board of Elementary and Secondary Education (BESE) Bulletin 1530-Louisiana's IEP Handbook for Students with Exceptionalities.



By submitting this form, the school system assures that the following actions are being taken to comply with the 1% participation cap threshold:

a. Review of Student Records

	Number of Reviewed Student Records	Number of Records Compliant with Eligibility Criteria	Number of Records Non-Compliant with Eligibility Criteria	Corrective Actions Taken (If Applicable)
Elementary School Students	3	3	0	NA

Middle School Students	3	3	0	NA
High School Students	4	4	0	NA
Total Number of Files	10	10	0	NA

- b. The school system assures that any disproportionality in the percentage of students in any subgroup participating in the alternate assessment will be addressed through strategic actions. (Examples: Including all stakeholders in decision-making, conducting annual reviews, addressing the unique needs of English Learners (ELs), continuing education/professional development, reviewing criteria/state guidance for the alternate assessment qualification).

Special Education Lead Administrator Signature*: 	Date: 11/19/2025
Printed Name: Kristine Hargrave	
Superintendent / Charter Lead Administrator Signature*: 	Date: 11/19/2025
Printed Name: Dr. Jason Fountain	

\*Required signatures. Original signatures should be kept on file at the school system.

To submit this justification form, please sign and upload to the DM FTP by **December 1, 2025**.





## Division of Diverse Learners

# LEAP CONNECT

## Participation Review Process

### School System Participation Justification

The Department provided 2024-2025 school year alternate assessment data to school systems for review. Because your school system assessed more than 1.0 percent of students using an alternate assessment in the 2024-2025 school year, LDOE anticipates that your school system will assess more than 1.0 percent of students with an alternate assessment in the 2025-2026 school year. School systems that exceeded the 1.0 percent threshold must submit an alternate assessment justification in addition to its request for a review of data and procedures related to alternate assessment. The Every Student Succeeds Act (ESSA) requires the Department to make these justifications publicly available, provided that personally identifiable information about an individual student is not revealed.

**School System Name:** Dalton Elementary, a Redesign School

Enter the percentage of students who participated in alternate assessment during the 2024-2025 school year. This information was disseminated to your school system via FTP on or before October 17, 2025.

LEAP Connect Participation by Subject	Participation Percentage for SY 2024-2025
<b>ELA:</b> LEAP Connect Participation, see column G of data file	0.017 %
<b>Math:</b> LEAP Connect Participation, see column L of data file	0.017 %
<b>Science:</b> LEAP Connect Participation, see column Q of data file	0.017 %

1. Explain why the alternate assessment participation rate of 1.0 percent was exceeded for the 2024-2025 school year. **School systems must select Not Applicable (NA) or Applicable (A) for each option below. Applicable must be chosen for at least one of the following and may be chosen for more than one of the following options:**

- NA
- a. **If applicable, provide a brief description with supporting data** that identifies specific programs or circumstances within the school system that may contribute to higher enrollments of students identified with significant cognitive disabilities that would result in an alternate assessment participation rate in excess of 1.0 percent. (Example: The school system has schools, community



and/or health facilities that draw large numbers of students with significant cognitive disabilities.):

NA

- b. **If applicable, briefly describe** how a small overall student enrollment in the school system contributes to the likelihood that even a small number of students found eligible to participate in an alternate assessment would result in a participation rate in excess of 1.0 percent. (Example: The total tested population is less than 300 and the total number of students participating in the alternate assessment is 3 or less.):

NA

- c. **If applicable, briefly describe other or additional justification of variables** that may contribute to the school system's alternate assessment participation rate in excess of 1.0 percent:

2. The school system verifies that all students participating in the alternate assessment meet Louisiana's participation criteria as outlined in State Board of Elementary and Secondary Education (BESE) Bulletin 1530-Louisiana's IEP Handbook for Students with Exceptionalities.

By submitting this form, the school system assures that the following actions are being taken to comply with the 1% participation cap threshold:



- a. Review of Student Records

	Number of Reviewed Student Records	Number of Records Compliant with Eligibility Criteria	Number of Records Non-Compliant with Eligibility Criteria	Corrective Actions Taken (If Applicable)
Elementary School Students	2	2	0	NA



Middle School Students	1	1	0	NA
High School Students	0	0	0	NA
Total Number of Files	3	3	0	NA

- b. The school system assures that any disproportionality in the percentage of students in any subgroup participating in the alternate assessment will be addressed through strategic actions. (Examples: Including all stakeholders in decision-making, conducting annual reviews, addressing the unique needs of English Learners (ELs), continuing education/professional development, reviewing criteria/state guidance for the alternate assessment qualification).

Special Education Lead Administrator Signature*: 	Date: 11/20/25
Printed Name: Meta Johnson	
Superintendent / Charter Lead Administrator Signature*: 	Date: 11/20/25
Printed Name: Megan McNamara	

\*Required signatures. Original signatures should be kept on file at the school system.

To submit this justification form, please sign and upload to the DM FTP by **December 1, 2025**.



Division of Diverse Learners

LEAP CONNECT  
Participation Review Process

School System Participation Justification

The Department provided 2024-2025 school year alternate assessment data to school systems for review. Because your school system assessed more than 1.0 percent of students using an alternate assessment in the 2024-2025 school year, LDOE anticipates that your school system will assess more than 1.0 percent of students with an alternate assessment in the 2025-2026 school year. School systems that exceeded the 1.0 percent threshold must submit an alternate assessment justification in addition to its request for a review of data and procedures related to alternate assessment. The Every Student Succeeds Act (ESSA) requires the Department to make these justifications publicly available, provided that personally identifiable information about an individual student is not revealed.

School System Name: St. Mary Parish

Enter the percentage of students who participated in alternate assessment during the 2024-2025 school year. This information was disseminated to your school system via FTP on or before October 17, 2025.

LEAP Connect Participation by Subject	Participation Percentage for SY 2024-2025	
ELA: LEAP Connect Participation, see column G of data file	2.5	%
Math: LEAP Connect Participation, see column L of data file	2.5	%
Science: LEAP Connect Participation, see column Q of data file	1.0	%

1. Explain why the alternate assessment participation rate of 1.0 percent was exceeded for the 2024-2025 school year. School systems must select Not Applicable (NA) or Applicable (A) for each option below. Applicable must be chosen for at least one of the following and may be chosen for more than one of the following options:
- NA

a. If applicable, provide a brief description with supporting data that identifies specific programs or circumstances within the school system that may contribute to higher enrollments of students identified with significant cognitive disabilities that would result in an alternate assessment participation rate in excess of 1.0 percent. (Example: The school system has schools, community



and/or health facilities that draw large numbers of students with significant cognitive disabilities.):

NA

- b. **If applicable, briefly describe** how a small overall student enrollment in the school system contributes to the likelihood that even a small number of students found eligible to participate in an alternate assessment would result in a participation rate in excess of 1.0 percent. (Example: The total tested population is less than 300 and the total number of students participating in the alternate assessment is 3 or less.):

A

- c. **If applicable, briefly describe other or additional justification of variables** that may contribute to the school system's alternate assessment participation rate in excess of 1.0 percent:

St. Mary Parish has a low-income/high poverty rate. Many students enrolled in our district have underlying health conditions. Students evaluated are scoring in the cognitive levels that allow them to participate in the alternate assessment. The change in criteria after a student completes 5th grade plus the addition of the Literacy Alternate Assessment for K-2nd grade students allows for more students to qualify for an alternate assessment.

2. The school system verifies that all students participating in the alternate assessment meet Louisiana's participation criteria as outlined in State Board of Elementary and Secondary Education (BESE) Bulletin 1530-Louisiana's IEP Handbook for Students with Exceptionalities.

By submitting this form, the school system assures that the following actions are being taken to comply with the 1% participation cap threshold:

- a. Review of Student Records

	Number of Reviewed Student Records	Number of Records Compliant with Eligibility Criteria	Number of Records Non-Compliant with Eligibility Criteria	Corrective Actions Taken (If Applicable)
Elementary School Students	3	3	0	N/A

Middle School Students	6	6	0	N/A
High School Students	6	6	0	N/A
Total Number of Files	15	15	0	N/A

- b. The school system assures that any disproportionality in the percentage of students in any subgroup participating in the alternate assessment will be addressed through strategic actions. (Examples: Including all stakeholders in decision-making, conducting annual reviews, addressing the unique needs of English Learners (ELs), continuing education/professional development, reviewing criteria/state guidance for the alternate assessment qualification).

Special Education Lead Administrator Signature*: <i>Debra McClarity</i>	Date: <i>11/14/25</i>
Printed Name: Debra McClarity	
Superintendent / Charter Lead Administrator Signature*: <i>Rachel Sanders</i>	Date: <i>11.14.2025</i>
Printed Name: Dr. Rachel Sanders	

\*Required signatures. Original signatures should be kept on file at the school system.

To submit this justification form, please sign and upload to the DM FTP by **December 1, 2025**.





Division of Diverse Learners

LEAP CONNECT  
Participation Review Process

School System Participation Justification

The Department provided 2024-2025 school year alternate assessment data to school systems for review. Because your school system assessed more than 1.0 percent of students using an alternate assessment in the 2024-2025 school year, LDOE anticipates that your school system will assess more than 1.0 percent of students with an alternate assessment in the 2025-2026 school year. School systems that exceeded the 1.0 percent threshold must submit an alternate assessment justification in addition to its request for a review of data and procedures related to alternate assessment. The Every Student Succeeds Act (ESSA) requires the Department to make these justifications publicly available, provided that personally identifiable information about an individual student is not revealed.

School System Name: Ouachita

Enter the percentage of students who participated in alternate assessment during the 2024-2025 school year. This information was disseminated to your school system via FTP on or before October 17, 2025.

LEAP Connect Participation by Subject	Participation Percentage for SY 2024-2025	
ELA: LEAP Connect Participation, see column G of data file	2.2	%
Math: LEAP Connect Participation, see column L of data file	2.2	%
Science: LEAP Connect Participation, see column Q of data file	1	%

1. Explain why the alternate assessment participation rate of 1.0 percent was exceeded for the 2024-2025 school year. **School systems must select Not Applicable (NA) or Applicable (A) for each option below. Applicable must be chosen for at least one of the following and may be chosen for more than one of the following options:**
- A

a. **If applicable, provide a brief description with supporting data** that identifies specific programs or circumstances within the school system that may contribute to higher enrollments of students identified with significant cognitive disabilities that would result in an alternate assessment participation rate in excess of 1.0 percent. (Example: The school system has schools, community



and/or health facilities that draw large numbers of students with significant cognitive disabilities.):

A

- b. **If applicable, briefly describe** how a small overall student enrollment in the school system contributes to the likelihood that even a small number of students found eligible to participate in an alternate assessment would result in a participation rate in excess of 1.0 percent. (Example: The total tested population is less than 300 and the total number of students participating in the alternate assessment is 3 or less.):

A

- c. **If applicable, briefly describe other or additional justification of variables** that may contribute to the school system's alternate assessment participation rate in excess of 1.0 percent:

Ouachita Parish currently serves students in communities with high crime rates as well as a high rate of drug use which impacts student development. Additionally, there are currently over 1,000 units of section 8 housing which serves many families w/ SWD.

2. The school system verifies that all students participating in the alternate assessment meet Louisiana's participation criteria as outlined in State Board of Elementary and Secondary Education (BESE) Bulletin 1530-Louisiana's IEP Handbook for Students with Exceptionalities.

By submitting this form, the school system assures that the following actions are being taken to comply with the 1% participation cap threshold:



- a. Review of Student Records

	Number of Reviewed Student Records	Number of Records Compliant with Eligibility Criteria	Number of Records Non-Compliant with Eligibility Criteria	Corrective Actions Taken (If Applicable)
Elementary School Students	20	20	0	



Middle School Students	10	10	0	
High School Students	10	10	0	
Total Number of Files				

- b. The school system assures that any disproportionality in the percentage of students in any subgroup participating in the alternate assessment will be addressed through strategic actions. (Examples: Including all stakeholders in decision-making, conducting annual reviews, addressing the unique needs of English Learners (ELs), continuing education/professional development, reviewing criteria/state guidance for the alternate assessment qualification).

Special Education Lead Administrator Signature*: 	Date: 11/19/2025
Printed Name: Angela Westerborg	
Superintendent / Charter Lead Administrator Signature*: 	Date: 11/19/2025
Printed Name: Todd Guice	

\*Required signatures. Original signatures should be kept on file at the school system.

To submit this justification form, please sign and upload to the DM FTP by **December 1, 2025**.





## Division of Diverse Learners

# LEAP CONNECT

## Participation Review Process

### School System Participation Justification

The Department provided 2024-2025 school year alternate assessment data to school systems for review. Because your school system assessed more than 1.0 percent of students using an alternate assessment in the 2024-2025 school year, LDOE anticipates that your school system will assess more than 1.0 percent of students with an alternate assessment in the 2025-2026 school year. School systems that exceeded the 1.0 percent threshold must submit an alternate assessment justification in addition to its request for a review of data and procedures related to alternate assessment. The Every Student Succeeds Act (ESSA) requires the Department to make these justifications publicly available, provided that personally identifiable information about an individual student is not revealed.

**School System Name:** Dalton Elementary, a Redesign School

Enter the percentage of students who participated in alternate assessment during the 2024-2025 school year. This information was disseminated to your school system via FTP on or before October 17, 2025.

LEAP Connect Participation by Subject	Participation Percentage for SY 2024-2025
<b>ELA:</b> LEAP Connect Participation, see column G of data file	0.017 %
<b>Math:</b> LEAP Connect Participation, see column L of data file	0.017 %
<b>Science:</b> LEAP Connect Participation, see column Q of data file	0.017 %

1. Explain why the alternate assessment participation rate of 1.0 percent was exceeded for the 2024-2025 school year. **School systems must select Not Applicable (NA) or Applicable (A) for each option below. Applicable must be chosen for at least one of the following and may be chosen for more than one of the following options:**

- NA
- a. **If applicable, provide a brief description with supporting data** that identifies specific programs or circumstances within the school system that may contribute to higher enrollments of students identified with significant cognitive disabilities that would result in an alternate assessment participation rate in excess of 1.0 percent. (Example: The school system has schools, community



and/or health facilities that draw large numbers of students with significant cognitive disabilities.):

NA

- b. **If applicable, briefly describe** how a small overall student enrollment in the school system contributes to the likelihood that even a small number of students found eligible to participate in an alternate assessment would result in a participation rate in excess of 1.0 percent. (Example: The total tested population is less than 300 and the total number of students participating in the alternate assessment is 3 or less.):

NA

- c. **If applicable, briefly describe other or additional justification of variables** that may contribute to the school system's alternate assessment participation rate in excess of 1.0 percent:

2. The school system verifies that all students participating in the alternate assessment meet Louisiana's participation criteria as outlined in State Board of Elementary and Secondary Education (BESE) Bulletin 1530-Louisiana's IEP Handbook for Students with Exceptionalities.



By submitting this form, the school system assures that the following actions are being taken to comply with the 1% participation cap threshold:

- a. Review of Student Records

	Number of Reviewed Student Records	Number of Records Compliant with Eligibility Criteria	Number of Records Non-Compliant with Eligibility Criteria	Corrective Actions Taken (If Applicable)
Elementary School Students	2	2	0	NA

Middle School Students	1	1	0	NA
High School Students	0	0	0	NA
Total Number of Files	3	3	0	NA

- b. The school system assures that any disproportionality in the percentage of students in any subgroup participating in the alternate assessment will be addressed through strategic actions. (Examples: Including all stakeholders in decision-making, conducting annual reviews, addressing the unique needs of English Learners (ELs), continuing education/professional development, reviewing criteria/state guidance for the alternate assessment qualification).

Special Education Lead Administrator Signature*: 	Date: 11/20/25
Printed Name: Meta Johnson	
Superintendent / Charter Lead Administrator Signature*: 	Date: 11/20/25
Printed Name: Megan McNamara	

\*Required signatures. Original signatures should be kept on file at the school system.

To submit this justification form, please sign and upload to the DM FTP by **December 1, 2025**.



## Division of Diverse Learners

# LEAP CONNECT

## Participation Review Process

### School System Participation Justification

The Department provided 2024-2025 school year alternate assessment data to school systems for review. Because your school system assessed more than 1.0 percent of students using an alternate assessment in the 2024-2025 school year, LDOE anticipates that your school system will assess more than 1.0 percent of students with an alternate assessment in the 2025-2026 school year. School systems that exceeded the 1.0 percent threshold must submit an alternate assessment justification in addition to its request for a review of data and procedures related to alternate assessment. The Every Student Succeeds Act (ESSA) requires the Department to make these justifications publicly available, provided that personally identifiable information about an individual student is not revealed.

**School System Name:** East Carroll Parish Schools

Enter the percentage of students who participated in alternate assessment during the 2024-2025 school year. This information was disseminated to your school system via FTP on or before October 17, 2025.

LEAP Connect Participation by Subject	Participation Percentage for SY 2024-2025	
<b>ELA:</b> LEAP Connect Participation, see column G of data file	100	%
<b>Math:</b> LEAP Connect Participation, see column L of data file	100	%
<b>Science:</b> LEAP Connect Participation, see column Q of data file	100	%

1. Explain why the alternate assessment participation rate of 1.0 percent was exceeded for the 2024-2025 school year. **School systems must select Not Applicable (NA) or Applicable (A) for each option below. Applicable must be chosen for at least one of the following and may be chosen for more than one of the following options:**

NA

- a. **If applicable, provide a brief description with supporting data** that identifies specific programs or circumstances within the school system that may contribute to higher enrollments of students identified with significant cognitive disabilities that would result in an alternate assessment participation rate in excess of 1.0 percent. (Example: The school system has schools, community



and/or health facilities that draw large numbers of students with significant cognitive disabilities.):

- b. **If applicable, briefly describe** how a small overall student enrollment in the school system contributes to the likelihood that even a small number of students found eligible to participate in an alternate assessment would result in a participation rate in excess of 1.0 percent. (Example: The total tested population is less than 300 and the total number of students participating in the alternate assessment is 3 or less.):

Our district serves a relatively small student population of approximately 750 students. A significant portion of these students are the children of former students who previously received special education services within our schools. Given our enrollment size, the proportion of students participating in alternate assessments may exceed the 1% threshold, which is more likely in smaller districts compared to those with larger student populations.

- c. **If applicable, briefly describe other or additional justification of variables** that may contribute to the school system's alternate assessment participation rate in excess of 1.0 percent:

2. The school system verifies that all students participating in the alternate assessment meet Louisiana's participation criteria as outlined in State Board of Elementary and Secondary Education (BESE) Bulletin 1530-Louisiana's IEP Handbook for Students with Exceptionalities.

By submitting this form, the school system assures that the following actions are being taken to comply with the 1% participation cap threshold:



a. Review of Student Records

	Number of Reviewed Student Records	Number of Records Compliant with Eligibility Criteria	Number of Records Non-Compliant with Eligibility Criteria	Corrective Actions Taken (If Applicable)
Elementary School Students	4	4	0	0



Middle School Students	3	3	0	0
High School Students	1	1	0	0
Total Number of Files	8	8	0	0

- b. The school system assures that any disproportionality in the percentage of students in any subgroup participating in the alternate assessment will be addressed through strategic actions. (Examples: Including all stakeholders in decision-making, conducting annual reviews, addressing the unique needs of English Learners (ELs), continuing education/professional development, reviewing criteria/state guidance for the alternate assessment qualification).

Special Education Lead Administrator Signature*: 	Date: 12/01/2025
Printed Name: Connyettia Nelson	
Superintendent / Charter Lead Administrator Signature*: 	Date: 12/01/2025
Printed Name: Meagan Brown	

\*Required signatures. Original signatures should be kept on file at the school system.

To submit this justification form, please sign and upload to the DM FTP by **December 1, 2025**.

## Division of Diverse Learners

# LEAP CONNECT

## Participation Review Process

### School System Participation Justification

The Department provided 2024-2025 school year alternate assessment data to school systems for review. Because your school system assessed more than 1.0 percent of students using an alternate assessment in the 2024-2025 school year, LDOE anticipates that your school system will assess more than 1.0 percent of students with an alternate assessment in the 2025-2026 school year. School systems that exceeded the 1.0 percent threshold must submit an alternate assessment justification in addition to its request for a review of data and procedures related to alternate assessment. The Every Student Succeeds Act (ESSA) requires the Department to make these justifications publicly available, provided that personally identifiable information about an individual student is not revealed.

**School System Name:** Pointe Coupee Parish Schools

Enter the percentage of students who participated in alternate assessment during the 2024-2025 school year. This information was disseminated to your school system via FTP on or before October 17, 2025.

LEAP Connect Participation by Subject	Participation Percentage for SY 2024-2025	
<b>ELA:</b> LEAP Connect Participation, see column G of data file	98.6	%
<b>Math:</b> LEAP Connect Participation, see column L of data file	98.6	%
<b>Science:</b> LEAP Connect Participation, see column Q of data file	98.5	%

1. Explain why the alternate assessment participation rate of 1.0 percent was exceeded for the 2024-2025 school year. **School systems must select Not Applicable (NA) or Applicable (A) for each option below. Applicable must be chosen for at least one of the following and may be chosen for more than one of the following options:**

NA

- a. **If applicable, provide a brief description with supporting data** that identifies specific programs or circumstances within the school system that may contribute to higher enrollments of students identified with significant cognitive disabilities that would result in an alternate assessment participation rate in excess of 1.0 percent. (Example: The school system has schools, community



and/or health facilities that draw large numbers of students with significant cognitive disabilities.);

NA      b. **If applicable, briefly describe** how a small overall student enrollment in the school system contributes to the likelihood that even a small number of students found eligible to participate in an alternate assessment would result in a participation rate in excess of 1.0 percent. (Example: The total tested population is less than 300 and the total number of students participating in the alternate assessment is 3 or less.);

NA      c. **If applicable, briefly describe other or additional justification of variables** that may contribute to the school system’s alternate assessment participation rate in excess of 1.0 percent:

2. The school system verifies that all students participating in the alternate assessment meet Louisiana’s participation criteria as outlined in State Board of Elementary and Secondary Education (BESE) Bulletin 1530-Louisiana’s IEP Handbook for Students with Exceptionalities.

By submitting this form, the school system assures that the following actions are being taken to comply with the 1% participation cap threshold:

a. Review of Student Records

	Number of Reviewed Student Records	Number of Records Compliant with Eligibility Criteria	Number of Records Non-Compliant with Eligibility Criteria	Corrective Actions Taken (If Applicable)
Elementary School Students	4	4	0	NA

Middle School Students	13	13	0	NA
High School Students	11	11	0	NA
Total Number of Files	28	28	0	NA

- b. The school system assures that any disproportionality in the percentage of students in any subgroup participating in the alternate assessment will be addressed through strategic actions. (Examples: Including all stakeholders in decision-making, conducting annual reviews, addressing the unique needs of English Learners (ELs), continuing education/professional development, reviewing criteria/state guidance for the alternate assessment qualification).

Special Education Lead Administrator Signature*: <i>Dawn D. Albert</i>	Date: <i>12/1/25</i>
Printed Name: <b>Dawn D. Albert</b>	
Superintendent / Charter Lead Administrator Signature*: <i>Kim Canezaro</i>	Date: <i>12/1/25</i>
Printed Name: <b>Kim Canezaro</b>	

\*Required signatures. Original signatures should be kept on file at the school system.

To submit this justification form, please sign and upload to the DM FTP by **December 1, 2025**.





## Division of Diverse Learners

# LEAP CONNECT

## Participation Review Process

### School System Participation Justification

The Department provided 2024-2025 school year alternate assessment data to school systems for review. Because your school system assessed more than 1.0 percent of students using an alternate assessment in the 2024-2025 school year, LDOE anticipates that your school system will assess more than 1.0 percent of students with an alternate assessment in the 2025-2026 school year. School systems that exceeded the 1.0 percent threshold must submit an alternate assessment justification in addition to its request for a review of data and procedures related to alternate assessment. The Every Student Succeeds Act (ESSA) requires the Department to make these justifications publicly available, provided that personally identifiable information about an individual student is not revealed.

**School System Name:** St. Landry Parish

Enter the percentage of students who participated in alternate assessment during the 2024-2025 school year. This information was disseminated to your school system via FTP on or before October 17, 2025.

LEAP Connect Participation by Subject	Participation Percentage for SY 2024-2025	
<b>ELA:</b> LEAP Connect Participation, see column G of data file	2.0	%
<b>Math:</b> LEAP Connect Participation, see column L of data file	2.0	%
<b>Science:</b> LEAP Connect Participation, see column Q of data file	0.9	%

1. Explain why the alternate assessment participation rate of 1.0 percent was exceeded for the 2024-2025 school year. **School systems must select Not Applicable (NA) or Applicable (A) for each option below. Applicable must be chosen for at least one of the following and may be chosen for more than one of the following options:**

- NA**
- a. **If applicable, provide a brief description with supporting data** that identifies specific programs or circumstances within the school system that may contribute to higher enrollments of students identified with significant cognitive disabilities that would result in an alternate assessment participation rate in excess of 1.0 percent. (Example: The school system has schools, community

and/or health facilities that draw large numbers of students with significant cognitive disabilities.):

- NA      b. **If applicable, briefly describe** how a small overall student enrollment in the school system contributes to the likelihood that even a small number of students found eligible to participate in an alternate assessment would result in a participation rate in excess of 1.0 percent. (Example: The total tested population is less than 300 and the total number of students participating in the alternate assessment is 3 or less.):

- NA      c. **If applicable, briefly describe other or additional justification of variables** that may contribute to the school system's alternate assessment participation rate in excess of 1.0 percent:

The SLP school district has a large number of students whose cognitive abilities are within the significantly impaired range. However, this is not the single determining factor for alternate assessment. Multiple sources of data are utilized by the IEP team when considering the determination for an alternate assessment. This thorough review of data includes evaluations, classroom performance, input from parents/teacher/therapist, and performance on previous state assessments. The nature of the student's disability and the data review assist the IEP team in making this determination. District personnel receive training at various times throughout the school year to not only discuss the alternate assessment criteria, but also other options for student success by means of regular assessment. Although other options are available, the majority of the IEP teams determine that the alternate assessment is the most appropriate assessment to measure the student's progress toward state standards. This decision is reviewed annually and is based on individual student needs. The district has procedural safeguards in place which include annual internal monitoring of evaluations to ensure that Louisiana Bulletin 1508 is adequately followed when identifying a student as a student with a disability. In addition, annual internal monitoring of IEP folders is conducted to maintain accuracy of record keeping and data collection. When a team determines that a student will take the alternate assessment, the IEP is reviewed by the special education department to guarantee that students taking the alternate assessment indeed meet the criteria developed by the state.

2. The school system verifies that all students participating in the alternate assessment meet Louisiana's participation criteria as outlined in State Board of Elementary and Secondary Education (BESE) Bulletin 1530-Louisiana's IEP Handbook for Students with Exceptionalities.

By submitting this form, the school system assures that the following actions are being taken to comply with the 1% participation cap threshold:

a. Review of Student Records

	Number of Reviewed Student Records	Number of Records Compliant with Eligibility Criteria	Number of Records Non-Compliant with Eligibility Criteria	Corrective Actions Taken (If Applicable)
Elementary School Students	14	14	0	NA



Middle School Students	80	79	1	The IEP team was contacted to review the IEP and the IEP had already been reconvened and changed.
High School Students	138	138	0	NA
Total Number of Files	232	231	1	See correction above

- b. The school system assures that any disproportionality in the percentage of students in any subgroup participating in the alternate assessment will be addressed through strategic actions. (Examples: Including all stakeholders in decision-making, conducting annual reviews, addressing the unique needs of English Learners (ELs), continuing education/professional development, reviewing criteria/state guidance for the alternate assessment qualification).

Special Education Lead Administrator Signature*: <i>Alvado C. Willis</i>	Date: <i>12/11/25</i>
Printed Name: <i>Alvado C. Willis</i>	
Superintendent / Charter Lead Administrator Signature*: <i>Milton Detiste III</i>	Date: <i>12/1/25</i>
Printed Name: <i>Milton Detiste III</i>	

\*Required signatures. Original signatures should be kept on file at the school system.

To submit this justification form, please sign and upload to the DM FTP by **December 1, 2025**.

# LEAP CONNECT

## Participation Review Process

### School System Participation Justification The

Department provided 2024-2025 school year alternate assessment data to school systems for review. Because your school system assessed more than 1.0 percent of students using an alternate assessment in the 2024-2025 school year, LDOE anticipates that your school system will assess more than 1.0 percent of students with an alternate assessment in the 2025-2026 school year. School systems that exceeded the 1.0 percent threshold must submit an alternate assessment justification in addition to its request for a review of data and procedures related to alternate assessment. The Every Student Succeeds Act (ESSA) requires the Department to make these justifications publicly available, provided that personally identifiable information about an individual student is not revealed.

### School System Name:

Enter the percentage of students who participated in alternate assessment during the 2024-2025 school year. This information was disseminated to your school system via FTP on or before October 17, 2025.

LEAP Connect Participation by Subject	Participation Percentage for SY 2024-2025
ELA: LEAP Connect Participation, see column G of data file	0.4 %
Math: LEAP Connect Participation, see column L of data file	0.4%
Science: LEAP Connect Participation, see column Q of data file	0%

1. Explain why the alternate assessment participation rate of 1.0 percent was exceeded for the 2024-2025 school year. **School systems must select Not Applicable (NA) or Applicable (A) for each option below. Applicable must be chosen for at least one of the following and may be chosen for more than one of the following options:**
- N/A** a. If applicable, provide a brief description with supporting data that identifies specific programs or circumstances within the school system that may contribute to higher enrollments of students identified with significant cognitive disabilities that would result in an alternate assessment participation rate in excess of 1.0 percent. (Example: The school system has schools, community



**The school's percentage of students participating in LEAP Connect was less than 1%.**

**N/A** b. If applicable, briefly describe how a small overall student enrollment in the school system contributes to the likelihood that even a small number of students found eligible to participate in an alternate assessment would result in a participation rate in excess of 1.0 percent. (Example: The total tested population is less than 300 and the total number of students participating in the alternate assessment is 3 or less.):

**N/A** c. If applicable, briefly describe other or additional justification of variables that may contribute to the school system's alternate assessment participation rate in excess of 1.0 percent:

2. The school system verifies that all students participating in the alternate assessment meet Louisiana's participation criteria as outlined in State Board of Elementary and Secondary Education (BESE) Bulletin 1530-Louisiana's IEP Handbook for Students with Exceptionalities.

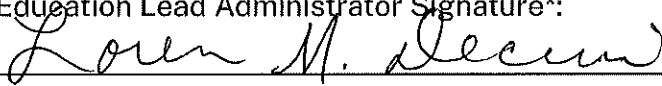

By submitting this form, the school system assures that the following actions are being taken to comply with the 1% participation cap threshold:

**a. Review of Student Records**

	Number of Reviewed Student Records	Number of Records Compliant with Eligibility Criteria	Number of Records Non-Compliant with Eligibility Criteria	Corrective Actions Taken (If Applicable)
Elementary School Students	0	0	0	0

Middle School Students	0	0	0	0
High School Students	0	0	0	0
Total Number of Files	0	0	0	0

- b. The school system assures that any disproportionality in the percentage of students in any subgroup participating in the alternate assessment will be addressed through strategic actions. (Examples: Including all stakeholders in decision-making, conducting annual reviews, addressing the unique needs of English Learners (ELs), continuing education/professional development, reviewing criteria/state guidance for the alternate assessment qualification).

Special Education Lead Administrator Signature*: 	Date: 11-17-2025
Printed Name: Loren M. Decuir	
Superintendent / Charter Lead Administrator Signature*: 	Date: 11-17-2025
Printed Name: Loren M. Decuir	

\*Required signatures. Original signatures should be kept on file at the school system. To

submit this justification form, please sign and upload to the DM FTP by **December 1, 2025**.



Louisiana Department of Education

[doe.louisiana.gov](http://doe.louisiana.gov) | P.O. Box 94064 • Baton Rouge, LA • 70804-9064 Page 3

# LEAP CONNECT

## Participation Review Process

### School System Participation Justification

The Department provided 2024-2025 school year alternate assessment data to school systems for review. Because your school system assessed more than 1.0 percent of students using an alternate assessment in the 2024-2025 school year, LDOE anticipates that your school system will assess more than 1.0 percent of students with an alternate assessment in the 2025-2026 school year. School systems that exceeded the 1.0 percent threshold must submit an alternate assessment justification in addition to its request for a review of data and procedures related to alternate assessment. The Every Student Succeeds Act (ESSA) requires the Department to make these justifications publicly available, provided that personally identifiable information about an individual student is not revealed.

#### School System Name: GEO Prep Academy

Enter the percentage of students who participated in alternate assessment during the 2024-2025 school year. This information was disseminated to your school system via FTP on or before October 17, 2025.

LEAP Connect Participation by Subject	Participation Percentage for SY 2024-2025
ELA: LEAP Connect Participation, see column G of data file	1.7 %
Math: LEAP Connect Participation, see column L of data file	1.7 %
Science: LEAP Connect Participation, see column Q of data file	0.6 %

1. Explain why the alternate assessment participation rate of 1.0 percent was exceeded for the 2024-2025 school year. **School systems must select Not Applicable (NA) or Applicable (A) for each option below. Applicable must be chosen for at least one of the following and may be chosen for more than one of the following options:**
  - a. If applicable, provide a brief description with supporting data that identifies specific programs or circumstances within the school system that may contribute to higher enrollments of students identified with significant cognitive disabilities that would result in an alternate assessment participation rate in excess of 1.0 percent. (Example: The school system has schools, community and/or health facilities that draw large numbers of students with significant cognitive disabilities.):

N/A



**b) If applicable, briefly describe** how a small overall student enrollment in the school system contributes to the likelihood that even a small number of students found eligible to participate in an alternate assessment would result in a participation rate in excess of 1.0 percent. (Example: The total tested population is less than 300 and the total number of students participating in the alternate assessment is 3 or less.):

**Geo Prep Academy is an individual LEA that consists of one school serving students in grades K-8, unlike larger districts that distribute students with significant cognitive disabilities across multiple campuses. In a single-school LEA, even a small number of students who meet the LEAP Connect participation criteria naturally produces a percentage that exceeds the 1% threshold. Because our entire special education population is concentrated within one school, the presence of just a few eligible students, combined with our specialized community-based instructional programs, results in a participation rate that appears elevated mathematically, despite being fully compliant with LDOE eligibility standards.**

**c. If applicable, briefly describe other or additional justification of variables that may contribute to the school system's alternate assessment participation rate in excess of 1.0 percent:**

**N/A**

- 2. The school system verifies that all students participating in the alternate assessment meet Louisiana's participation criteria as outlined in State Board of Elementary and Secondary Education (BESE) Bulletin 1530- Louisiana's IEP Handbook for Students with Exceptionalities.**

**By submitting this form, the school system assures that the following actions are being taken to comply with the 1% participation cap threshold:**

**a. Review of Student Records**

	Number of Reviewed Student Records	Number of Records Compliant with Eligibility Criteria	Number of Records Non-Compliant with Eligibility Criteria	Corrective Actions Taken (If Applicable)
Elementary School Students	2	2	0	n/a
Middle School Students	7	7	0	n/a
High School Students	n/a	n/a	n/a	n/a
Total Number of Files	9	9	0	n/a

- b. The school system assures that any disproportionality in the percentage of students in any subgroup participating in the alternate assessment will be addressed through strategic actions. (Examples: including all stakeholders in decision-making, conducting annual reviews, addressing the unique needs of English Learners (ELs), continuing education/professional development, reviewing criteria/state guidance for the alternate assessment qualification).

Special Education Lead Administrator Signature*: 	Date: 12/1/25
Printed Name: Pamela White	
Superintendent / Charter Lead Administrator Signature*:  /mb	Date: 12/1/25
Printed Name: Dana Teasley	

\*Required signatures. Original signatures should be kept on file at the school system.

To submit this justification form, please sign and upload to the DM FTP by **December 1, 2025**.



# LEAP CONNECT

## Participation Review Process

### School System Participation Justification

The Department provided 2024-2025 school year alternate assessment data to school systems for review. Because your school system assessed more than 1.0 percent of students using an alternate assessment in the 2024-2025 school year, LDOE anticipates that your school system will assess more than 1.0 percent of students with an alternate assessment in the 2025-2026 school year. School systems that exceeded the 1.0 percent threshold must submit an alternate assessment justification in addition to its request for a review of data and procedures related to alternate assessment. The Every Student Succeeds Act (ESSA) requires the Department to make these justifications publicly available, provided that personally identifiable information about an individual student is not revealed.

#### School System Name: GEO Next Generation High School

Enter the percentage of students who participated in alternate assessment during the 2024-2025 school year. This information was disseminated to your school system via FTP on or before October 17, 2025.

LEAP Connect Participation by Subject	Participation Percentage for SY 2024-2025
ELA: LEAP Connect Participation, see column G of data file	2.8 %
Math: LEAP Connect Participation, see column L of data file	2.9 %
Science: LEAP Connect Participation, see column Q of data file	3.2 %

1. Explain why the alternate assessment participation rate of 1.0 percent was exceeded for the 2024-2025 school year. School systems must select **Not Applicable (NA)** or **Applicable (A)** for each option below. Applicable must be chosen for at least one of the following and may be chosen for more than one of the following options:

a) If applicable, provide a brief description with supporting data that identifies specific programs or circumstances within the school system that may contribute to higher enrollments of students identified with significant cognitive disabilities that would result in an alternate assessment participation rate in excess of 1.0 percent. (Example: The school system has schools, community and/or health facilities that draw large numbers of students with significant cognitive disabilities.):

**GEO Next Generation High School currently exceeds the 1% LEAP Connect participation cap due to the unique structure**

of our special education programming. The school has a community-based program that operates two community-based instructional (CBI) classes designed for students with significant cognitive disabilities who require highly specialized instruction, extensive supports, and functional/adaptive skill development aligned to the Louisiana Extended Standards. These programs serve as centralized instructional settings within our school. As a result, we enroll a disproportionately higher number of students who meet the LEAP Connect participation criteria, compared to a typical distribution across a general education high school that does not provide such programming.

**Current CBI Enrollment (Data):**

- CBI Class A: 13 Students
- CBI Class B: 3 Students
- Total CBI Enrollment: 16 students

This concentrated enrollment of students with significant cognitive disabilities naturally raises our overall LEAP Connect participation percentage above 1%. However, all participation determinations are reviewed for compliance fully compliant with IDEA, ESSA, and LDOE guidance, and the school maintains documentation demonstrating that each student meets all eligibility criteria for the alternate assessment.

**b.** If applicable, briefly describe how a small overall student enrollment in the school system contributes to the likelihood that even a small number of students found eligible to participate in an alternate assessment would result in a participation rate in excess of 1.0 percent. (Example: The total tested population is less than 300 and the total number of students participating in the alternate assessment is 3 or less.):

Geo Next Generation High School is an individual LEA that consists of one school, unlike larger districts that distribute students with significant cognitive disabilities across multiple campuses. In a single-school LEA, even a small number of students who meet the LEAP Connect participation criteria naturally produces a percentage that exceeds the 1% threshold. Because our entire special education population is concentrated within one school, the presence of just a few eligible students, combined with our specialized community-based instructional programs, results in a participation rate that appears elevated mathematically, despite being fully compliant with LDOE eligibility standards.

**c.** If applicable, briefly describe other or additional justification of variables that may contribute to the school system's alternate assessment participation rate in excess of 1.0 percent:

N/A

2. The school system verifies that all students participating in the alternate assessment meet Louisiana's participation criteria as outlined in State Board of Elementary and Secondary Education (BESE) Bulletin 1530-Louisiana's IEP Handbook for Students with Exceptionalities.

By submitting this form, the school system assures that the following actions are being taken to comply with the 1% participation cap threshold:



a. Review of Student Records

	Number of Reviewed Student Records	Number of Records Compliant with Eligibility Criteria	Number of Records Non-Compliant with Eligibility Criteria	Corrective Actions Taken (If Applicable)
Elementary School Students	n/a	n/a	n/a	n/a
Middle School Students	n/a	n/a	n/a	n/a
High School Students	4	4	0	n/a
Total Number of Files	4	4	0	n/a

- b. The school system assures that any disproportionality in the percentage of students in any subgroup participating in the alternate assessment will be addressed through strategic actions. (Examples: Including all stakeholders in decision-making, conducting annual reviews, addressing the unique needs of English Learners (ELs), continuing education/professional development, reviewing criteria/state guidance for the alternate assessment qualification).

Special Education Lead Administrator Signature*: 		Date: 
Printed Name: 		
Superintendent / Charter Lead Administrator Signature*: 		Date: 12/1/25
Printed Name: Dana Teasley		

\*Required signatures. Original signatures should be kept on file at the school system.

To submit this justification form, please sign and upload to the DM FTP by **December 1, 2025**.



## Division of Diverse Learners

# LEAP CONNECT

## Participation Review Process

### School System Participation Justification

The Department provided 2024-2025 school year alternate assessment data to school systems for review. Because your school system assessed more than 1.0 percent of students using an alternate assessment in the 2024-2025 school year, LDOE anticipates that your school system will assess more than 1.0 percent of students with an alternate assessment in the 2025-2026 school year. School systems that exceeded the 1.0 percent threshold must submit an alternate assessment justification in addition to its request for a review of data and procedures related to alternate assessment. The Every Student Succeeds Act (ESSA) requires the Department to make these justifications publicly available, provided that personally identifiable information about an individual student is not revealed.

**School System Name:** Pelican Educational Foundation

Enter the percentage of students who participated in alternate assessment during the 2024-2025 school year. This information was disseminated to your school system via FTP on or before October 17, 2025.

LEAP Connect Participation by Subject	Participation Percentage for SY 2024-2025	
<b>ELA:</b> LEAP Connect Participation, see column G of data file	1.1	%
<b>Math:</b> LEAP Connect Participation, see column L of data file	1.1	%
<b>Science:</b> LEAP Connect Participation, see column Q of data file	0.7	%

1. Explain why the alternate assessment participation rate of 1.0 percent was exceeded for the 2024-2025 school year. **School systems must select Not Applicable (NA) or Applicable (A) for each option below. Applicable must be chosen for at least one of the following and may be chosen for more than one of the following options:**

- NA
- a. **If applicable, provide a brief description with supporting data** that identifies specific programs or circumstances within the school system that may contribute to higher enrollments of students identified with significant cognitive disabilities that would result in an alternate assessment participation rate in excess of 1.0 percent. (Example: The school system has schools, community



and/or health facilities that draw large numbers of students with significant cognitive disabilities.):

NA

- b. **If applicable, briefly describe** how a small overall student enrollment in the school system contributes to the likelihood that even a small number of students found eligible to participate in an alternate assessment would result in a participation rate in excess of 1.0 percent. (Example: The total tested population is less than 300 and the total number of students participating in the alternate assessment is 3 or less.):

We have a small population of students who take the alternate assessment which happens to equate to small overage of the total amount of the school population.

Additionally, the total tested population is 456 and the total number of students participating in the alternate assessment is 5.

NA

- c. **If applicable, briefly describe other or additional justification of variables** that may contribute to the school system's alternate assessment participation rate in excess of 1.0 percent:

2. The school system verifies that all students participating in the alternate assessment meet Louisiana's participation criteria as outlined in State Board of Elementary and Secondary Education (BESE) Bulletin 1530-Louisiana's IEP Handbook for Students with Exceptionalities.


By submitting this form, the school system assures that the following actions are being taken to comply with the 1% participation cap threshold:

- a. Review of Student Records

	Number of Reviewed Student Records	Number of Records Compliant with Eligibility Criteria	Number of Records Non-Compliant with Eligibility Criteria	Corrective Actions Taken (If Applicable)
Elementary School Students	2	2	0	N/A

Middle School Students	2	2	0	N/A
High School Students	N/A	N/A	N/A	N/A
Total Number of Files	4	4	0	N/A

- b. The school system assures that any disproportionality in the percentage of students in any subgroup participating in the alternate assessment will be addressed through strategic actions. (Examples: Including all stakeholders in decision-making, conducting annual reviews, addressing the unique needs of English Learners (ELs), continuing education/professional development, reviewing criteria/state guidance for the alternate assessment qualification).

Special Education Lead Administrator Signature*:	Date: 12/1/2025
Printed Name: <b>Kimberly Spruill</b> 	
Superintendent / Charter Lead Administrator Signature*:	Date: 12/1/2025
Printed Name: <b>Hasan Suzuk</b>	

\*Required signatures. Original signatures should be kept on file at the school system.

To submit this justification form, please sign and upload to the DM FTP by **December 1, 2025**.



## Division of Diverse Learners

# LEAP CONNECT

## Participation Review Process

### School System Participation Justification

The Department provided 2024-2025 school year alternate assessment data to school systems for review. Because your school system assessed more than 1.0 percent of students using an alternate assessment in the 2024-2025 school year, LDOE anticipates that your school system will assess more than 1.0 percent of students with an alternate assessment in the 2025-2026 school year. School systems that exceeded the 1.0 percent threshold must submit an alternate assessment justification in addition to its request for a review of data and procedures related to alternate assessment. The Every Student Succeeds Act (ESSA) requires the Department to make these justifications publicly available, provided that personally identifiable information about an individual student is not revealed.

**School System Name:** Willow Charter Academy

Enter the percentage of students who participated in alternate assessment during the 2024-2025 school year. This information was disseminated to your school system via FTP on or before October 17, 2025.

LEAP Connect Participation by Subject	Participation Percentage for SY 2024-2025	
<b>ELA:</b> LEAP Connect Participation, see column G of data file	1.6	%
<b>Math:</b> LEAP Connect Participation, see column L of data file	1.6	%
<b>Science:</b> LEAP Connect Participation, see column Q of data file	.3	%

1. Explain why the alternate assessment participation rate of 1.0 percent was exceeded for the 2024-2025 school year. **School systems must select Not Applicable (NA) or Applicable (A) for each option below. Applicable must be chosen for at least one of the following and may be chosen for more than one of the following options:**

- A
- a. **If applicable, provide a brief description with supporting data** that identifies specific programs or circumstances within the school system that may contribute to higher enrollments of students identified with significant cognitive disabilities that would result in an alternate assessment participation rate in excess of 1.0 percent. (Example: The school system has schools, community

and/or health facilities that draw large numbers of students with significant cognitive disabilities.):

Willow Charter Academy exceeded the 1.0% alternate assessment participation rate for the 2024–2025 school year, with contributing factors influencing the proportion of students eligible for the LEAP Connect. As an open-enrollment, lottery-based K–8 charter school, Willow serves a broad cross-section of students from across the district, which includes students transferring from schools, programs, and community settings that enroll high numbers of students with significant cognitive disabilities.

Of the students who participated in the LEAP Connect this year, approximately 30% were transfer students who arrived with an existing determination for alternate assessment participation that the school is required to honor. These mobility patterns, coupled with the school's role in serving students from a wide geographic area, increase the proportion of students already identified with significant cognitive disabilities and contribute to the school exceeding the 1.0% participation threshold.

- A
- b. **If applicable, briefly describe** how a small overall student enrollment in the school system contributes to the likelihood that even a small number of students found eligible to participate in an alternate assessment would result in a participation rate in excess of 1.0 percent. (Example: The total tested population is less than 300 and the total number of students participating in the alternate assessment is 3 or less.):

The total number of students assessed at Willow Charter Academy during the 2024–2025 school year was relatively small, with only 382 students participating in statewide testing. When overall enrollment and the tested population are limited in size, even a small number of students eligible for the alternate assessment has a disproportionately large impact on the participation rate. As a result, the presence of just a few students meeting the criteria for LEAP Connect was sufficient to raise the alternate assessment participation rate above 1.0 percent. This mathematical effect of a small testing population is a contributing factor to exceeding the federal threshold.

- A
- c. **If applicable, briefly describe other or additional justification of variables** that may contribute to the school system's alternate assessment participation rate in excess of 1.0 percent:

An additional contributing variable impacting the alternate assessment participation rate at Willow Charter Academy is the school's K–8 grade configuration. Because the school serves both elementary and middle school students, the total number of eligible participants in the LEAP Connect increases when compared to an elementary-only setting. When analyzing participation rates by grade bands, the elementary population alone demonstrates a substantially lower proportion. For example, if the calculation were limited to elementary grades, with only two students participating in the LEAP Connect, the school's participation rate would likely fall below the 1.0% threshold. Similarly, if the calculation were limited to middle school grades, with only three students participating, the school's participation rate would likely fall below the 1.0% threshold. However, when combined both elementary and middle school enrollment, the overall student population increases significantly while maintaining a consistent number of students with significant cognitive disabilities, resulting in a higher proportional rate. This structural factor, serving a broader span of grade, contributes to the school's alternate assessment participation rate exceeding 1.0%.

2. The school system verifies that all students participating in the alternate assessment meet Louisiana's participation criteria as outlined in State Board of Elementary and Secondary Education (BESE) Bulletin 1530-Louisiana's IEP Handbook for Students with Exceptionalities.

By submitting this form, the school system assures that the following actions are being taken to comply with the 1% participation cap threshold:

- a. Review of Student Records

	Number of Reviewed Student Records	Number of Records Compliant with Eligibility Criteria	Number of Records Non-Compliant with Eligibility Criteria	Corrective Actions Taken (If Applicable)
Elementary School Students	2	2	0	Not Applicable



Middle School Students	4	4	0	Not applicable
High School Students	0	0	0	Not applicable
Total Number of Files	6	6	0	Not applicable

- b. The school system assures that any disproportionality in the percentage of students in any subgroup participating in the alternate assessment will be addressed through strategic actions. (Examples: Including all stakeholders in decision-making, conducting annual reviews, addressing the unique needs of English Learners (ELs), continuing education/professional development, reviewing criteria/state guidance for the alternate assessment qualification).

Special Education Lead Administrator Signature*: <i>Amanda McGehee</i>	Date: 12/1/25
Printed Name: Amanda McGehee	
Superintendent / Charter Lead Administrator Signature*: <i>Landon Brown</i>	Date: 12/1/25
Printed Name:	

\*Required signatures. Original signatures should be kept on file at the school system.

To submit this justification form, please sign and upload to the DM FTP by **December 1, 2025**.



# Willow Charter Academy\_LEAP connect justification form-1. with SE signature


Final Audit Report


2025-12-01


Created:	2025-12-01
By:	Laurie Impellizzeri (limpellizzer@nhaschools.com)
Status:	Signed
Transaction ID:	CBJCHBCAABAAoGF2C-W9qGnfdn1yJgWOdutPsPBBK3ND


## "Willow Charter Academy\_LEAP connect justification form-1. with SE signature" History

 Document created by Laurie Impellizzeri (limpellizzer@nhaschools.com)  
2025-12-01 - 7:25:25 PM GMT- IP address: 192.77.235.3

 Document emailed to Landon Brown (lbrown3@nhaschools.com) for signature  
2025-12-01 - 7:25:47 PM GMT

 Email viewed by Landon Brown (lbrown3@nhaschools.com)  
2025-12-01 - 7:26:08 PM GMT- IP address: 104.47.70.126

 Document e-signed by Landon Brown (lbrown3@nhaschools.com)  
Signature Date: 2025-12-01 - 7:26:20 PM GMT - Time Source: server- IP address: 104.63.116.186

 Agreement completed.  
2025-12-01 - 7:26:20 PM GMT

## Division of Diverse Learners

# LEAP CONNECT

## Participation Review Process

### School System Participation Justification

The Department provided 2024-2025 school year alternate assessment data to school systems for review. Because your school system assessed more than 1.0 percent of students using an alternate assessment in the 2024-2025 school year, LDOE anticipates that your school system will assess more than 1.0 percent of students with an alternate assessment in the 2025-2026 school year. School systems that exceeded the 1.0 percent threshold must submit an alternate assessment justification in addition to its request for a review of data and procedures related to alternate assessment. The Every Student Succeeds Act (ESSA) requires the Department to make these justifications publicly available, provided that personally identifiable information about an individual student is not revealed.

**School System Name:** West Carroll Parish School Board

Enter the percentage of students who participated in alternate assessment during the 2024-2025 school year. This information was disseminated to your school system via FTP on or before October 17, 2025.

LEAP Connect Participation by Subject	Participation Percentage for SY 2024-2025	
<b>ELA:</b> LEAP Connect Participation, see column G of data file	1.5	%
<b>Math:</b> LEAP Connect Participation, see column L of data file	1.5	%
<b>Science:</b> LEAP Connect Participation, see column Q of data file	1	%

1. Explain why the alternate assessment participation rate of 1.0 percent was exceeded for the 2024-2025 school year. **School systems must select Not Applicable (NA) or Applicable (A) for each option below. Applicable must be chosen for at least one of the following and may be chosen for more than one of the following options:**

- A ☐ a. **If applicable, provide a brief description with supporting data** that identifies specific programs or circumstances within the school system that may contribute to higher enrollments of students identified with significant cognitive disabilities that would result in an alternate assessment participation rate in excess of 1.0 percent. (Example: The school system has schools, community



and/or health facilities that draw large numbers of students with significant cognitive disabilities.):

Due to a decrease in total district enrollment, the tested population has steadily decreased.

- A ☐ b. **If applicable, briefly describe** how a small overall student enrollment in the school system contributes to the likelihood that even a small number of students found eligible to participate in an alternate assessment would result in a participation rate in excess of 1.0 percent. (Example: The total tested population is less than 300 and the total number of students participating in the alternate assessment is 3 or less.):

The total tested population is 744 and the total number of students taking the alternate asse

- A ☐ c. **If applicable, briefly describe other or additional justification of variables** that may contribute to the school system's alternate assessment participation rate in excess of 1.0 percent:

The district is rural with a low socioeconomic status. Many special education families have I

2. The school system verifies that all students participating in the alternate assessment meet Louisiana's participation criteria as outlined in State Board of Elementary and Secondary Education (BESE) Bulletin 1530-Louisiana's IEP Handbook for Students with Exceptionalities.

By submitting this form, the school system assures that the following actions are being taken to comply with the 1% participation cap threshold:



a. Review of Student Records

	Number of Reviewed Student Records	Number of Records Compliant with Eligibility Criteria	Number of Records Non-Compliant with Eligibility Criteria	Corrective Actions Taken (If Applicable)
Elementary School Students	2	2	0	n/a



Middle School Students	3	3	0	n/a
High School Students	5	5	0	n/a
Total Number of Files	10	10	0	n/a

- b. The school system assures that any disproportionality in the percentage of students in any subgroup participating in the alternate assessment will be addressed through strategic actions. (Examples: Including all stakeholders in decision-making, conducting annual reviews, addressing the unique needs of English Learners (ELs), continuing education/professional development, reviewing criteria/state guidance for the alternate assessment qualification).

Special Education Lead Administrator Signature*: Stephanie Johnson		Date: 11/20/2025
Printed Name: Stephanie Johnson		
Superintendent / Charter Lead Administrator Signature*: Emily Bradley		Date: 11/20/2025
Printed Name: Emily Bradley		

\*Required signatures. Original signatures should be kept on file at the school system.

To submit this justification form, please sign and upload to the DM FTP by **December 1, 2025**.

## Division of Diverse Learners

# LEAP CONNECT

## Participation Review Process

### School System Participation Justification

The Department provided 2024-2025 school year alternate assessment data to school systems for review. Because your school system assessed more than 1.0 percent of students using an alternate assessment in the 2024-2025 school year, LDOE anticipates that your school system will assess more than 1.0 percent of students with an alternate assessment in the 2025-2026 school year. School systems that exceeded the 1.0 percent threshold must submit an alternate assessment justification in addition to its request for a review of data and procedures related to alternate assessment. The Every Student Succeeds Act (ESSA) requires the Department to make these justifications publicly available, provided that personally identifiable information about an individual student is not revealed.

**School System Name:** W4B-Lake Charles College Prep

Enter the percentage of students who participated in alternate assessment during the 2024-2025 school year. This information was disseminated to your school system via FTP on or before October 17, 2025.

LEAP Connect Participation by Subject	Participation Percentage for SY 2024-2025	
<b>ELA:</b> LEAP Connect Participation, see column G of data file	2.4	%
<b>Math:</b> LEAP Connect Participation, see column L of data file	2.4	%
<b>Science:</b> LEAP Connect Participation, see column Q of data file	2.7	%

1. Explain why the alternate assessment participation rate of 1.0 percent was exceeded for the 2024-2025 school year. **School systems must select Not Applicable (NA) or Applicable (A) for each option below. Applicable must be chosen for at least one of the following and may be chosen for more than one of the following options:**

A

- a. **If applicable, provide a brief description with supporting data** that identifies specific programs or circumstances within the school system that may contribute to higher enrollments of students identified with significant cognitive disabilities that would result in an alternate assessment participation rate in excess of 1.0 percent. (Example: The school system has schools, community



and/or health facilities that draw large numbers of students with significant cognitive disabilities.):

A

- b. **If applicable, briefly describe** how a small overall student enrollment in the school system contributes to the likelihood that even a small number of students found eligible to participate in an alternate assessment would result in a participation rate in excess of 1.0 percent. (Example: The total tested population is less than 300 and the total number of students participating in the alternate assessment is 3 or less.):

The total testing population on all three tested areas (ELA, Math, and Science) is under 200 (ELA Assessment is 167; Math Assessment is 170; and Science Assessment is 148). The small testing population would likely contribute to a small number (4) of students participating in the LEAP Connect assessment exceeding the 1% alternate assessment cap.

A

- c. **If applicable, briefly describe other or additional justification of variables** that may contribute to the school system's alternate assessment participation rate in excess of 1.0 percent:

Seventy-five percent (75%) of the students who took the LEAP Connect Assessment during the 24-25 school year were identified as eligible prior to enrolling in Lake Charles College Prep.

2. The school system verifies that all students participating in the alternate assessment meet Louisiana's participation criteria as outlined in State Board of Elementary and Secondary Education (BESE) Bulletin 1530-Louisiana's IEP Handbook for Students with Exceptionalities.

By submitting this form, the school system assures that the following actions are being taken to comply with the 1% participation cap threshold:

- a. Review of Student Records

	Number of Reviewed Student Records	Number of Records Compliant with Eligibility Criteria	Number of Records Non-Compliant with Eligibility Criteria	Corrective Actions Taken (If Applicable)
Elementary School Students	NA	NA	NA	NA

Middle School Students	NA	NA	NA	NA
High School Students	4	4	0	0
Total Number of Files	4	4	0	0

- b. The school system assures that any disproportionality in the percentage of students in any subgroup participating in the alternate assessment will be addressed through strategic actions. (Examples: Including all stakeholders in decision-making, conducting annual reviews, addressing the unique needs of English Learners (ELs), continuing education/professional development, reviewing criteria/state guidance for the alternate assessment qualification).

Special Education Lead Administrator Signature*: <i>Pauline Soileau</i>	Date: 11/24/2025
Printed Name: Pauline Soileau	
Superintendent / Charter Lead Administrator Signature*: <i>Lonnie Luce</i>	Date: 11-24-2025
Printed Name: Lonnie Luce	

\*Required signatures. Original signatures should be kept on file at the school system.

To submit this justification form, please sign and upload to the DM FTP by **December 1, 2025**.



## Division of Diverse Learners

# LEAP CONNECT

## Participation Review Process

### School System Participation Justification

The Department provided 2024-2025 school year alternate assessment data to school systems for review. Because your school system assessed more than 1.0 percent of students using an alternate assessment in the 2024-2025 school year, LDOE anticipates that your school system will assess more than 1.0 percent of students with an alternate assessment in the 2025-2026 school year. School systems that exceeded the 1.0 percent threshold must submit an alternate assessment justification in addition to its request for a review of data and procedures related to alternate assessment. The Every Student Succeeds Act (ESSA) requires the Department to make these justifications publicly available, provided that personally identifiable information about an individual student is not revealed.

#### School System Name: Iberville Charter Academy

Enter the percentage of students who participated in alternate assessment during the 2024-2025 school year. This information was disseminated to your school system via FTP on or before October 17, 2025.

LEAP Connect Participation by Subject	Participation Percentage for SY 2024-2025	
<b>ELA:</b> LEAP Connect Participation, see column G of data file	1.7	%
<b>Math:</b> LEAP Connect Participation, see column L of data file	1.7	%
<b>Science:</b> LEAP Connect Participation, see column Q of data file	0.6	%

1. Explain why the alternate assessment participation rate of 1.0 percent was exceeded for the 2024-2025 school year. **School systems must select Not Applicable (NA) or Applicable (A) for each option below. Applicable must be chosen for at least one of the following and may be chosen for more than one of the following options:**

A

- a. **If applicable, provide a brief description with supporting data** that identifies specific programs or circumstances within the school system that may contribute to higher enrollments of students identified with significant cognitive disabilities that would result in an alternate assessment participation rate in excess of 1.0 percent. (Example: The school system has schools, community

and/or health facilities that draw large numbers of students with significant cognitive disabilities.);

- A
- b. **If applicable, briefly describe** how a small overall student enrollment in the school system contributes to the likelihood that even a small number of students found eligible to participate in an alternate assessment would result in a participation rate in excess of 1.0 percent. (Example: The total tested population is less than 300 and the total number of students participating in the alternate assessment is 3 or less.):
- The small total tested population of 360 students with only 3 students participating in alternate assessment which has a 1.7% participation rate exceeding the 1.0% allowed.

- A
- c. **If applicable, briefly describe other or additional justification of variables** that may contribute to the school system’s alternate assessment participation rate in excess of 1.0 percent:
- The evaluations were reviewed for each student who participated in LEAP Connect. All assessment decisions were based on the criteria from the Louisiana's Bulletin 1530.

2. The school system verifies that all students participating in the alternate assessment meet Louisiana’s participation criteria as outlined in State Board of Elementary and Secondary Education (BESE) Bulletin 1530-Louisiana’s IEP Handbook for Students with Exceptionalities.

By submitting this form, the school system assures that the following actions are being taken to comply with the 1% participation cap threshold:

- a. Review of Student Records

	Number of Reviewed Student Records	Number of Records Compliant with Eligibility Criteria	Number of Records Non-Compliant with Eligibility Criteria	Corrective Actions Taken (If Applicable)
Elementary School Students	0	0	0	0



Middle School Students	3	3	0	0
High School Students	NA	NA	NA	NA
Total Number of Files	3	3	0	0

- b. The school system assures that any disproportionality in the percentage of students in any subgroup participating in the alternate assessment will be addressed through strategic actions. (Examples: Including all stakeholders in decision-making, conducting annual reviews, addressing the unique needs of English Learners (ELs), continuing education/professional development, reviewing criteria/state guidance for the alternate assessment qualification).

Special Education Lead Administrator Signature*: <i>Wyvetta Parker</i>	Date: November 21, 2025
Printed Name: Wyvetta Parker	
Superintendent / Charter Lead Administrator Signature*: <i>Lonnie Luce</i>	Date: November 24, 2025
Printed Name: Dr. Lonnie Luce	

\*Required signatures. Original signatures should be kept on file at the school system.

To submit this justification form, please sign and upload to the DM FTP by **December 1, 2025**.

## Division of Diverse Learners

# LEAP CONNECT

## Participation Review Process

## School System Participation Justification

The Department provided 2024-2025 school year alternate assessment data to school systems for review. Because your school system assessed more than 1.0 percent of students using an alternate assessment in the 2024-2025 school year, LDOE anticipates that your school system will assess more than 1.0 percent of students with an alternate assessment in the 2025-2026 school year. School systems that exceeded the 1.0 percent threshold must submit an alternate assessment justification in addition to its request for a review of data and procedures related to alternate assessment. The Every Student Succeeds Act (ESSA) requires the Department to make these justifications publicly available, provided that personally identifiable information about an individual student is not revealed.

**School System Name:** Office of Juvenile Justice

Enter the percentage of students who participated in alternate assessment during the 2024-2025 school year. This information was disseminated to your school system via FTP on or before October 17, 2025.

LEAP Connect Participation by Subject	Participation Percentage for SY 2024-2025	
ELA: LEAP Connect Participation, see column G of data file	1.5	%
Math: LEAP Connect Participation, see column L of data file	1.4	%
Science: LEAP Connect Participation, see column Q of data file	1.1	%

1. Explain why the alternate assessment participation rate of 1.0 percent was exceeded for the 2024-2025 school year. **School systems must select Not Applicable (NA) or Applicable (A) for each option below. Applicable must be chosen for at least one of the following and may be chosen for more than one of the following options:**

A

- a. If applicable, provide a brief description with supporting data that identifies specific programs or circumstances within the school system that may contribute to higher enrollments of students identified with significant cognitive disabilities that would result in an alternate assessment participation rate in excess of 1.0 percent. (Example: The school system has schools, community



and/or health facilities that draw large numbers of students with significant cognitive disabilities.):

The Office of Juvenile Justice student enrollment is exclusive to students who are adjudicated and judicially placed in secure care. Students who have been adjudicated and placed in secure care are often exposed to higher rates of early childhood adversity and trauma; these experiences are associated with reduced cognitive functioning, delays in adaptive behavior, and lower academic achievement. Therefore, many of the students entering the district have prior identification of disabilities with adaptive and/or cognitive impairments.

A

- b. If applicable, briefly describe how a small overall student enrollment in the school system contributes to the likelihood that even a small number of students found eligible to participate in an alternate assessment would result in a participation rate in excess of 1.0 percent. (Example: The total tested population is less than 300 and the total number of students participating in the alternate assessment is 3 or less.):

The Office of Juvenile Justice typically enrolls fewer than 200 students across 3-4 school in the district. Because the student population is so small, even determining a single student as eligible for alternate assessment can cause our schools and district to surpass the 1% cap on participation in these assessments.

A

- c. If applicable, briefly describe other or additional justification of variables that may contribute to the school system's alternate assessment participation rate in excess of 1.0 percent:

N/A

2. The school system verifies that all students participating in the alternate assessment meet Louisiana's participation criteria as outlined in State Board of Elementary and Secondary Education (BESE) Bulletin 1530-Louisiana's IEP Handbook for Students with Exceptionalities.

By submitting this form, the school system assures that the following actions are being taken to comply with the 1% participation cap threshold:

a. Review of Student Records

	Number of Reviewed Student Records	Number of Records Compliant with Eligibility Criteria	Number of Records Non-Compliant with Eligibility Criteria	Corrective Actions Taken (If Applicable)
Elementary School Students	0	N/A	N/A	N/A

Middle School Students	2	2	0	N/A
High School Students	8	8	0	N/A
Total Number of Files	10	10	0	N/A

- b. The school system assures that any disproportionality in the percentage of students in any subgroup participating in the alternate assessment will be addressed through strategic actions. (Examples: Including all stakeholders in decision-making, conducting annual reviews, addressing the unique needs of English Learners (ELs), continuing education/professional development, reviewing criteria/state guidance for the alternate assessment qualification).

Special Education Lead Administrator Signature*: <i>Jessica White</i>	Date: 12/01/2025
Printed Name: Jessica White	
Superintendent / Charter Lead Administrator Signature*: <i>Shenell Deville</i>	Date: 12/01/2025
Printed Name: Shenell Deville	

\*Required signatures. Original signatures should be kept on file at the school system.

To submit this justification form, please sign and upload to the DM FTP by **December 1, 2025**.



## Division of Diverse Learners

# LEAP CONNECT

## Participation Review Process

### School System Participation Justification

The Department provided 2024-2025 school year alternate assessment data to school systems for review. Because your school system assessed more than 1.0 percent of students using an alternate assessment in the 2024-2025 school year, LDOE anticipates that your school system will assess more than 1.0 percent of students with an alternate assessment in the 2025-2026 school year. School systems that exceeded the 1.0 percent threshold must submit an alternate assessment justification in addition to its request for a review of data and procedures related to alternate assessment. The Every Student Succeeds Act (ESSA) requires the Department to make these justifications publicly available, provided that personally identifiable information about an individual student is not revealed.

#### School System Name: Collegiate Baton Rouge

Enter the percentage of students who participated in alternate assessment during the 2024-2025 school year. This information was disseminated to your school system via FTP on or before October 17, 2025.

LEAP Connect Participation by Subject	Participation Percentage for SY 2024-2025	
<b>ELA:</b> LEAP Connect Participation, see column G of data file	2.7	%
<b>Math:</b> LEAP Connect Participation, see column L of data file	2.7	%
<b>Science:</b> LEAP Connect Participation, see column Q of data file	3.6	%

1. Explain why the alternate assessment participation rate of 1.0 percent was exceeded for the 2024-2025 school year. **School systems must select Not Applicable (NA) or Applicable (A) for each option below. Applicable must be chosen for at least one of the following and may be chosen for more than one of the following options:**

NA

- a. **If applicable, provide a brief description with supporting data** that identifies specific programs or circumstances within the school system that may contribute to higher enrollments of students identified with significant cognitive disabilities that would result in an alternate assessment participation rate in excess of 1.0 percent. (Example: The school system has schools, community

and/or health facilities that draw large numbers of students with significant cognitive disabilities.);

In the 24-25 school year, Collegiate Baton Rouge’s continuum of services included two spec

NA

- b. **If applicable, briefly describe** how a small overall student enrollment in the school system contributes to the likelihood that even a small number of students found eligible to participate in an alternate assessment would result in a participation rate in excess of 1.0 percent. (Example: The total tested population is less than 300 and the total number of students participating in the alternate assessment is 3 or less.);

Since our school system or LEA consists of only 1 school compared to a district that may ha

NA

- c. **If applicable, briefly describe other or additional justification of variables** that may contribute to the school system’s alternate assessment participation rate in excess of 1.0 percent:

The mission of our school is to prepare all students for college success and lives of unlimite

2. The school system verifies that all students participating in the alternate assessment meet Louisiana’s participation criteria as outlined in State Board of Elementary and Secondary Education (BESE) Bulletin 1530-Louisiana’s IEP Handbook for Students with Exceptionalities.

By submitting this form, the school system assures that the following actions are being taken to comply with the 1% participation cap threshold:

- a. Review of Student Records

	Number of Reviewed Student Records	Number of Records Compliant with Eligibility Criteria	Number of Records Non-Compliant with Eligibility Criteria	Corrective Actions Taken (If Applicable)
Elementary School Students				



Middle School Students				
High School Students	21	21	0	n/a
Total Number of Files	21	21	0	n/a

- b. The school system assures that any disproportionality in the percentage of students in any subgroup participating in the alternate assessment will be addressed through strategic actions. (Examples: Including all stakeholders in decision-making, conducting annual reviews, addressing the unique needs of English Learners (ELs), continuing education/professional development, reviewing criteria/state guidance for the alternate assessment qualification).

Special Education Lead Administrator Signature*: Leah Krandel, LCSW	Date: 12/1/2025
Printed Name: Leah Krandel, LCSW	
Superintendent / Charter Lead Administrator Signature*: Jerel Bryant	Date: 12/1/2025
Printed Name: Jerel Bryant	

\*Required signatures. Original signatures should be kept on file at the school system.

To submit this justification form, please sign and upload to the DM FTP by **December 1, 2025**.

## Division of Diverse Learners

# LEAP CONNECT

## Participation Review Process

## School System Participation Justification

The Department provided 2024-2025 school year alternate assessment data to school systems for review. Because your school system assessed more than 1.0 percent of students using an alternate assessment in the 2024-2025 school year, LDOE anticipates that your school system will assess more than 1.0 percent of students with an alternate assessment in the 2025-2026 school year. School systems that exceeded the 1.0 percent threshold must submit an alternate assessment justification in addition to its request for a review of data and procedures related to alternate assessment. The Every Student Succeeds Act (ESSA) requires the Department to make these justifications publicly available, provided that personally identifiable information about an individual student is not revealed.

**School System Name:** Bossier Parish Schools

Enter the percentage of students who participated in alternate assessment during the 2024-2025 school year. This information was disseminated to your school system via FTP on or before October 17, 2025.

LEAP Connect Participation by Subject	Participation Percentage for SY 2024-2025	
<b>ELA:</b> LEAP Connect Participation, see column G of data file	1.8	%
<b>Math:</b> LEAP Connect Participation, see column L of data file	1.8	%
<b>Science:</b> LEAP Connect Participation, see column Q of data file	0.09	%

1. Explain why the alternate assessment participation rate of 1.0 percent was exceeded for the 2024-2025 school year. **School systems must select Not Applicable (NA) or Applicable (A) for each option below. Applicable must be chosen for at least one of the following and may be chosen for more than one of the following options:**
  - a. **If applicable, provide a brief description with supporting data** that identifies specific programs or circumstances within the school system that may contribute to higher enrollments of students identified with significant cognitive disabilities that would result in an alternate assessment participation rate in excess of 1.0 percent. (Example: The school system has schools, community



and/or health facilities that draw large numbers of students with significant cognitive disabilities.):

The Bossier Parish School System is unique in that it provides educational services to students of families stationed at Barksdale Air Force Base. BAFB is the largest employer in the parish. Bossier Schools' reputation for serving all students so well increases the number of military (and the civil

- b. **If applicable, briefly describe** how a small overall student enrollment in the school system contributes to the likelihood that even a small number of students found eligible to participate in an alternate assessment would result in a participation rate in excess of 1.0 percent. (Example: The total tested population is less than 300 and the total number of students participating in the alternate assessment is 3 or less.):

The Hispanic/Latino and Homeless subgroups increased 5.7% and 7% respectively in the 24-25 SY. The Hispanic/Latino eligible students went from 19 to 21 in one school year (11% increase). Thus, the rates for both subgroups are higher than the 1% cap. In addition, the Economically Disadvantaged

- c. **If applicable, briefly describe other or additional justification of variables** that may contribute to the school system's alternate assessment participation rate in excess of 1.0 percent:

The overall population and that of all subgroups who are eligible for alternate assessment except "EL, Foster Care, and Homeless" increased significantly for the 24-25 SY compared to the 23-24 SY. The WEP teams ensure that students meet the criteria for alternate assessment eligibility.

2. The school system verifies that all students participating in the alternate assessment meet Louisiana's participation criteria as outlined in State Board of Elementary and Secondary Education (BESE) Bulletin 1530-Louisiana's IEP Handbook for Students with Exceptionalities.



By submitting this form, the school system assures that the following actions are being taken to comply with the 1% participation cap threshold:

- a. Review of Student Records

	Number of Reviewed Student Records	Number of Records Compliant with Eligibility Criteria	Number of Records Non-Compliant with Eligibility Criteria	Corrective Actions Taken (If Applicable)
Elementary School Students	29	26	0	N/A

Middle School Students	7	7	0	N/A
High School Students	4	4	0	N/A
Total Number of Files	40	40	0	N/A

- b. The school system assures that any disproportionality in the percentage of students in any subgroup participating in the alternate assessment will be addressed through strategic actions. (Examples: Including all stakeholders in decision-making, conducting annual reviews, addressing the unique needs of English Learners (ELs), continuing education/professional development, reviewing criteria/state guidance for the alternate assessment qualification).

Special Education Lead Administrator Signature*:  <small>Vicki Younger (Dec 1, 2025 11:10:38 CST)</small>	Date: 12/01/2025
Printed Name: Vicki Younger	
Superintendent / Charter Lead Administrator Signature*:  <small>Jason Rowland (Dec 1, 2025 14:23:54 CST)</small>	Date:
Printed Name: Jason Rowland	

\*Required signatures. Original signatures should be kept on file at the school system.

To submit this justification form, please sign and upload to the DM FTP by **December 1, 2025**.





## Division of Diverse Learners

# LEAP CONNECT

## Participation Review Process

### School System Participation Justification

The Department provided 2024-2025 school year alternate assessment data to school systems for review. Because your school system assessed more than 1.0 percent of students using an alternate assessment in the 2024-2025 school year, LDOE anticipates that your school system will assess more than 1.0 percent of students with an alternate assessment in the 2025-2026 school year. School systems that exceeded the 1.0 percent threshold must submit an alternate assessment justification in addition to its request for a review of data and procedures related to alternate assessment. The Every Student Succeeds Act (ESSA) requires the Department to make these justifications publicly available, provided that personally identifiable information about an individual student is not revealed.

**School System Name:** Acadiana Renaissance Charter Academy

Enter the percentage of students who participated in alternate assessment during the 2024-2025 school year. This information was disseminated to your school system via FTP on or before October 17, 2025.

LEAP Connect Participation by Subject	Participation Percentage for SY 2024-2025	
<b>ELA:</b> LEAP Connect Participation, see column G of data file	1.0	%
<b>Math:</b> LEAP Connect Participation, see column L of data file	1.1	%
<b>Science:</b> LEAP Connect Participation, see column Q of data file	0.6	%

1. Explain why the alternate assessment participation rate of 1.0 percent was exceeded for the 2024-2025 school year. **School systems must select Not Applicable (NA) or Applicable (A) for each option below. Applicable must be chosen for at least one of the following and may be chosen for more than one of the following options:**

- A
- a. **If applicable, provide a brief description with supporting data** that identifies specific programs or circumstances within the school system that may contribute to higher enrollments of students identified with significant cognitive disabilities that would result in an alternate assessment participation rate in excess of 1.0 percent. (Example: The school system has schools, community

and/or health facilities that draw large numbers of students with significant cognitive disabilities.):

The English Learner Subgroup exceeded the 1.0% due to the identification of English Proficiency prior to educational and psychological testing conducted for determination of eligibility for special education services for one student. This caused the percentage to increase drastically in that subgroup.

A

- b. **If applicable, briefly describe** how a small overall student enrollment in the school system contributes to the likelihood that even a small number of students found eligible to participate in an alternate assessment would result in a participation rate in excess of 1.0 percent. (Example: The total tested population is less than 300 and the total number of students participating in the alternate assessment is 3 or less.):

Due to the small enrollment of the charter school, and being a K-12 system reporting as such, the exceeding of 1% in ELA and Science is related to the overall small number of total testers. Although the number of students assessed through the alternate assessment is based on IEP team determinations and aligned with eligibility criteria, even a small numerical increase in eligible students creates a disproportionately high percentage relative to our total tested population.

A

- c. **If applicable, briefly describe other or additional justification of variables** that may contribute to the school system's alternate assessment participation rate in excess of 1.0 percent:

Families have opted to attend a charter school versus the public school systems in the area.

2. The school system verifies that all students participating in the alternate assessment meet Louisiana's participation criteria as outlined in State Board of Elementary and Secondary Education (BESE) Bulletin 1530-Louisiana's IEP Handbook for Students with Exceptionalities.

By submitting this form, the school system assures that the following actions are being taken to comply with the 1% participation cap threshold:

- a. Review of Student Records

	Number of Reviewed Student Records	Number of Records Compliant with Eligibility Criteria	Number of Records Non-Compliant with Eligibility Criteria	Corrective Actions Taken (If Applicable)
Elementary School Students	5	5	0	N/A



Middle School Students	16	16	0	N/A
High School Students	2	2	0	N/A
Total Number of Files	23	23	0	N/A

- b. The school system assures that any disproportionality in the percentage of students in any subgroup participating in the alternate assessment will be addressed through strategic actions. (Examples: Including all stakeholders in decision-making, conducting annual reviews, addressing the unique needs of English Learners (ELs), continuing education/professional development, reviewing criteria/state guidance for the alternate assessment qualification).

Special Education Lead Administrator Signature*: <i>Sarah Harvey</i>	Date: 11/24/2025
Printed Name: Sarah Harvey	
Superintendent / Charter Lead Administrator Signature*: <i>Kimberly Lemire</i> <small>Kimberly Lemire (Nov 25, 2025 11:10:16 CST)</small>	Date: Nov 25, 2025
Printed Name: Kimberly Lemire, Head of Schools	

\*Required signatures. Original signatures should be kept on file at the school system.

To submit this justification form, please sign and upload to the DM FTP by **December 1, 2025**.








# ARCA LEAP Connect Participation Justification 2425 SY

Final Audit Report

2025-11-25

Created:	2025-11-25
By:	Sarah Harvey (sarah.harvey@acadianacharter.org)
Status:	Signed
Transaction ID:	CBJCHBCAABAAzt8szTMTPVtHbG0VpOy5JxuOHoxm0qpr

## "ARCA LEAP Connect Participation Justification 2425 SY" History

-  Document created by Sarah Harvey (sarah.harvey@acadianacharter.org)  
2025-11-25 - 4:13:59 PM GMT
-  Document emailed to Kimberly Lemire (klemire@acadianacharter.org) for signature  
2025-11-25 - 4:17:25 PM GMT
-  Email viewed by Kimberly Lemire (klemire@acadianacharter.org)  
2025-11-25 - 5:09:58 PM GMT
-  Document e-signed by Kimberly Lemire (klemire@acadianacharter.org)  
Signature Date: 2025-11-25 - 5:10:16 PM GMT - Time Source: server
-  Agreement completed.  
2025-11-25 - 5:10:16 PM GMT



## Division of Diverse Learners

# LEAP CONNECT

## Participation Review Process

### School System Participation Justification

The Department provided 2024-2025 school year alternate assessment data to school systems for review. Because your school system assessed more than 1.0 percent of students using an alternate assessment in the 2024-2025 school year, LDOE anticipates that your school system will assess more than 1.0 percent of students with an alternate assessment in the 2025-2026 school year. School systems that exceeded the 1.0 percent threshold must submit an alternate assessment justification in addition to its request for a review of data and procedures related to alternate assessment. The Every Student Succeeds Act (ESSA) requires the Department to make these justifications publicly available, provided that personally identifiable information about an individual student is not revealed.

#### School System Name: DeSoto

Enter the percentage of students who participated in alternate assessment during the 2024-2025 school year. This information was disseminated to your school system via FTP on or before October 17, 2025.



LEAP Connect Participation by Subject	Participation Percentage for SY 2024-2025	
<b>ELA:</b> LEAP Connect Participation, see column G of data file	2.5	%
<b>Math:</b> LEAP Connect Participation, see column L of data file	2.5	%
<b>Science:</b> LEAP Connect Participation, see column Q of data file	0.8	%

1. Explain why the alternate assessment participation rate of 1.0 percent was exceeded for the 2024-2025 school year. **School systems must select Not Applicable (NA) or Applicable (A) for each option below. Applicable must be chosen for at least one of the following and may be chosen for more than one of the following options:**

- NA
- a. **If applicable, provide a brief description with supporting data** that identifies specific programs or circumstances within the school system that may contribute to higher enrollments of students identified with significant cognitive disabilities that would result in an alternate assessment participation rate in excess of 1.0 percent. (Example: The school system has schools, community

Middle School Students	32	32	0	N/A
High School Students	20	20	0	N/A
Total Number of Files	76	76	0	N/A

- b. The school system assures that any disproportionality in the percentage of students in any subgroup participating in the alternate assessment will be addressed through strategic actions. (Examples: Including all stakeholders in decision-making, conducting annual reviews, addressing the unique needs of English Learners (ELs), continuing education/professional development, reviewing criteria/state guidance for the alternate assessment qualification).

Special Education Lead Administrator Signature*:  <small>DocuSigned by: Francie Woods B7163B5D18014BD...</small>	Date: 11/21/25
Printed Name: <b>Francie Woods</b>	
Superintendent / Charter Lead Administrator Signature*:  <small>DocuSigned by: Clay Corley 7DS18C06C39646A...</small>	Date: 11/21/25
Printed Name: <b>Clay Corley</b>	

\*Required signatures. Original signatures should be kept on file at the school system.

To submit this justification form, please sign and upload to the DM FTP by **December 1, 2025**.





## Division of Diverse Learners

# LEAP CONNECT

## Participation Review Process

### School System Participation Justification

The Department provided 2024-2025 school year alternate assessment data to school systems for review. Because your school system assessed more than 1.0 percent of students using an alternate assessment in the 2024-2025 school year, LDOE anticipates that your school system will assess more than 1.0 percent of students with an alternate assessment in the 2025-2026 school year. School systems that exceeded the 1.0 percent threshold must submit an alternate assessment justification in addition to its request for a review of data and procedures related to alternate assessment. The Every Student Succeeds Act (ESSA) requires the Department to make these justifications publicly available, provided that personally identifiable information about an individual student is not revealed.

**School System Name:** Advantage Charter Academy

Enter the percentage of students who participated in alternate assessment during the 2024-2025 school year. This information was disseminated to your school system via FTP on or before October 17, 2025.

LEAP Connect Participation by Subject	Participation Percentage for SY 2024-2025	
<b>ELA:</b> LEAP Connect Participation, see column G of data file	3.1	%
<b>Math:</b> LEAP Connect Participation, see column L of data file	3.1	%
<b>Science:</b> LEAP Connect Participation, see column Q of data file	.8	%

1. Explain why the alternate assessment participation rate of 1.0 percent was exceeded for the 2024-2025 school year. **School systems must select Not Applicable (NA) or Applicable (A) for each option below. Applicable must be chosen for at least one of the following and may be chosen for more than one of the following options:**

NA

- a. **If applicable, provide a brief description with supporting data** that identifies specific programs or circumstances within the school system that may contribute to higher enrollments of students identified with significant cognitive disabilities that would result in an alternate assessment participation rate in excess of 1.0 percent. (Example: The school system has schools, community

Middle School Students	11	10	1	Training on LEAP connect participation criteria to special education team.
High School Students	NA	NA	NA	NA
Total Number of Files	15	14	1	Training on LEAP connect participation criteria to special education team.

- b. The school system assures that any disproportionality in the percentage of students in any subgroup participating in the alternate assessment will be addressed through strategic actions. (Examples: Including all stakeholders in decision-making, conducting annual reviews, addressing the unique needs of English Learners (ELs), continuing education/professional development, reviewing criteria/state guidance for the alternate assessment qualification).

Special Education Lead Administrator Signature*: <i>Amanda McGehee</i>	Date: 12/1/25
Printed Name: Amanda McGehee	
Superintendent / Charter Lead Administrator Signature*: <i>Landon Brown</i>	Date: 12/1/25
Printed Name: Landon Brown	

\*Required signatures. Original signatures should be kept on file at the school system.

To submit this justification form, please sign and upload to the DM FTP by **December 1, 2025**.






# Advantage Charter Academy\_ LEAP connect Justification Form 2025-1 with SE signature

Final Audit Report

2025-12-01

Created:	2025-12-01
By:	Laurie Impellizzeri (limpellizzer@nhaschools.com)
Status:	Signed
Transaction ID:	CBJCHBCAABAAf3i-2g11OxNKh3pHY3e-X_IQLUYs2yTq

## "Advantage Charter Academy\_ LEAP connect Justification Form 2025-1 with SE signature" History

-  Document created by Laurie Impellizzeri (limpellizzer@nhaschools.com)  
2025-12-01 - 7:21:06 PM GMT- IP address: 192.77.235.3
-  Document emailed to Landon Brown (lbrown3@nhaschools.com) for signature  
2025-12-01 - 7:22:35 PM GMT
-  Email viewed by Landon Brown (lbrown3@nhaschools.com)  
2025-12-01 - 7:22:52 PM GMT- IP address: 104.47.55.126
-  Document e-signed by Landon Brown (lbrown3@nhaschools.com)  
Signature Date: 2025-12-01 - 7:23:14 PM GMT - Time Source: server- IP address: 104.63.116.186
-  Agreement completed.  
2025-12-01 - 7:23:14 PM GMT



**Adobe Acrobat Sign**



## Division of Diverse Learners

# LEAP CONNECT

## Participation Review Process

## School System Participation Justification

The Department provided 2024-2025 school year alternate assessment data to school systems for review. Because your school system assessed more than 1.0 percent of students using an alternate assessment in the 2024-2025 school year, LDOE anticipates that your school system will assess more than 1.0 percent of students with an alternate assessment in the 2025-2026 school year. School systems that exceeded the 1.0 percent threshold must submit an alternate assessment justification in addition to its request for a review of data and procedures related to alternate assessment. The Every Student Succeeds Act (ESSA) requires the Department to make these justifications publicly available, provided that personally identifiable information about an individual student is not revealed.

### School System Name: University View Academy

Enter the percentage of students who participated in alternate assessment during the 2024-2025 school year. This information was disseminated to your school system via FTP on or before October 17, 2025.

LEAP Connect Participation by Subject	Participation Percentage for SY 2024-2025	
ELA: LEAP Connect Participation, see column G of data file	1.1	%
Math: LEAP Connect Participation, see column L of data file	1.1	%
Science: LEAP Connect Participation, see column Q of data file	0.6	%

1. Explain why the alternate assessment participation rate of 1.0 percent was exceeded for the 2024-2025 school year. **School systems must select Not Applicable (NA) or Applicable (A) for each option below. Applicable must be chosen for at least one of the following and may be chosen for more than one of the following options:**

- A
  - a. If applicable, provide a brief description with supporting data that identifies specific programs or circumstances within the school system that may contribute to higher enrollments of students identified with significant cognitive disabilities that would result in an alternate assessment participation rate in excess of 1.0 percent. (Example: The school system has schools, community

and/or health facilities that draw large numbers of students with significant cognitive disabilities.);

The school system serves a relatively small total testing population across the state of Louisiana in a virtual academic setting. Because the statewide 1.0 percent cap is based on the overall number of students assessed, even a small increase in students who meet the criteria for the alternate assessment has a significant proportional impact. In a virtual environment that enrolls students from multiple parishes—often including students with significant cognitive disabilities seeking flexible instructional models—the addition of just a few eligible students can quickly elevate the participation percentage. This mathematical effect caused the alternate assessment participation rate to exceed 1.0 percent, despite all student eligibility decisions being appropriately reviewed and determined by IEP teams in accordance with Louisiana’s participation criteria.

- A
- b. If applicable, briefly describe how a small overall student enrollment in the school system contributes to the likelihood that even a small number of students found eligible to participate in an alternate assessment would result in a participation rate in excess of 1.0 percent. (Example: The total tested population is less than 300 and the total number of students participating in the alternate assessment is 3 or less.):

In a virtual setting serving students across Louisiana, the school system maintains a relatively small total tested population. Because enrollment is lower than that of traditional brick-and-mortar districts, the alternate assessment participation rate is highly sensitive to small changes in student numbers. When only a few hundred students are tested statewide, the addition of even two or three students who legitimately meet the criteria for alternate assessment can cause the participation rate to exceed the 1.0 percent cap. This occurs because each eligible student represents a larger proportion of the overall tested population. As a result, the system is more likely to surpass the 1.0 percent threshold even though all decisions made by IEP teams are appropriate, data-driven, and aligned with Louisiana’s participation guidelines.

- A
- c. If applicable, briefly describe other or additional justification of variables that may contribute to the school system’s alternate assessment participation rate in excess of 1.0 percent:

Because the school system serves students across Louisiana in a virtual model, the total number of students who take state assessments is relatively small. When the overall testing population is low, each individual student represents a larger percentage of the total. This means that if only a few hundred students are tested, adding just two or three students who legitimately qualify for the alternate assessment can raise the participation rate above 1.0 percent. The smaller the total number of tested students, the more impact each alternate assessment student has on the overall percentage. As a result, the school system is more likely to exceed the 1.0 percent cap even when eligibility decisions are appropriate, data-based, and aligned with state guidelines.

2. The school system verifies that all students participating in the alternate assessment meet Louisiana’s participation criteria as outlined in State Board of Elementary and Secondary Education (BESE) Bulletin 1530-Louisiana’s IEP Handbook for Students with Exceptionalities.

By submitting this form, the school system assures that the following actions are being taken to comply with the 1% participation cap threshold:



a. Review of Student Records

	Number of Reviewed Student Records	Number of Records Compliant with Eligibility Criteria	Number of Records Non-Compliant with Eligibility Criteria	Corrective Actions Taken (If Applicable)
Elementary School Students	4	4		



Middle School Students	5	5		
High School Students	1	1		
Total Number of Files	10	10		

- b. The school system assures that any disproportionality in the percentage of students in any subgroup participating in the alternate assessment will be addressed through strategic actions. (Examples: Including all stakeholders in decision-making, conducting annual reviews, addressing the unique needs of English Learners (ELs), continuing education/professional development, reviewing criteria/state guidance for the alternate assessment qualification).

Special Education Lead Administrator Signature*:  <small>Amelia Mclin (Nov 20, 2025 13:51:37 CST)</small>		Date: 11/20/2025
Printed Name: Amelia Mclin		
Superintendent / Charter Lead Administrator Signature*:  <small>Quentina Timoll (Nov 21, 2025 06:43:30 CST)</small>		Date: 11/20/2025
Printed Name: Quentina Timoll		

\*Required signatures. Original signatures should be kept on file at the school system.

To submit this justification form, please sign and upload to the DM FTP by **December 1, 2025**.











# Updated Alternate Assessment Participation Justification Form For Fall 2025 11.20.2025

Final Audit Report

2025-11-21

Created:	2025-11-20
By:	April Stepter (astepter@uview.academy)
Status:	Signed
Transaction ID:	CBJCHBCAABAAY8VBURPVIM2bFG83cAlvuedsQ_Tbsmir

## "Updated Alternate Assessment Participation Justification Form For Fall 2025 11.20.2025" History

-  Document created by April Stepter (astepter@uview.academy)  
2025-11-20 - 3:41:06 PM GMT
-  Document emailed to Amelia Mclin (amclin@uview.academy) for signature  
2025-11-20 - 3:42:06 PM GMT
-  Email viewed by Amelia Mclin (amclin@uview.academy)  
2025-11-20 - 5:22:28 PM GMT
-  Document e-signed by Amelia Mclin (amclin@uview.academy)  
Signature Date: 2025-11-20 - 7:51:37 PM GMT - Time Source: server
-  Document emailed to Quentina Timoll (qtimoll@uview.academy) for signature  
2025-11-20 - 7:51:38 PM GMT
-  Email viewed by Quentina Timoll (qtimoll@uview.academy)  
2025-11-21 - 12:43:07 PM GMT
-  Document e-signed by Quentina Timoll (qtimoll@uview.academy)  
Signature Date: 2025-11-21 - 12:43:30 PM GMT - Time Source: server
-  Agreement completed.  
2025-11-21 - 12:43:30 PM GMT

**Division of Diverse Learners**

# LEAP CONNECT

## Participation Review Process

### School System Participation Justification

The Department provided 2024-2025 school year alternate assessment data to school systems for review. Because your school system assessed more than 1.0 percent of students using an alternate assessment in the 2024-2025 school year, LDOE anticipates that your school system will assess more than 1.0 percent of students with an alternate assessment in the 2025-2026 school year. School systems that exceeded the 1.0 percent threshold must submit an alternate assessment justification in addition to its request for a review of data and procedures related to alternate assessment. The Every Student Succeeds Act (ESSA) requires the Department to make these justifications publicly available, provided that personally identifiable information about an individual student is not revealed.

**School System Name:** St. Tammany Parish

Enter the percentage of students who participated in alternate assessment during the 2024-2025 school year. This information was disseminated to your school system via FTP on or before October 17, 2025.

LEAP Connect Participation by Subject	Participation Percentage for SY 2024-2025	
<b>ELA:</b> LEAP Connect Participation, see column G of data file	1.6	%
<b>Math:</b> LEAP Connect Participation, see column L of data file	1.6	%
<b>Science:</b> LEAP Connect Participation, see column Q of data file	0.8	%

1. Explain why the alternate assessment participation rate of 1.0 percent was exceeded for the 2024-2025 school year. **School systems must select Not Applicable (NA) or Applicable (A) for each option below. Applicable must be chosen for at least one of the following and may be chosen for more than one of the following options:**

- A
- a. **If applicable, provide a brief description with supporting data** that identifies specific programs or circumstances within the school system that may contribute to higher enrollments of students identified with significant cognitive disabilities that would result in an alternate assessment participation rate in excess of 1.0 percent. (Example: The school system has schools, community



and/or health facilities that draw large numbers of students with significant cognitive disabilities.):

Historically, St. Tammany Parish Public Schools has attracted families from out of state and outside the district specifically for its special education programs. This includes families who relocate to St. Tammany due to its proximity to nearby military bases and government facilities.

- NA
- b. **If applicable, briefly describe** how a small overall student enrollment in the school system contributes to the likelihood that even a small number of students found eligible to participate in an alternate assessment would result in a participation rate in excess of 1.0 percent. (Example: The total tested population is less than 300 and the total number of students participating in the alternate assessment is 3 or less.):

- A
- c. **If applicable, briefly describe other or additional justification of variables** that may contribute to the school system's alternate assessment participation rate in excess of 1.0 percent:

Of the many families that relocate to St. Tammany Schools, there is a disproportionate number of students who qualify for the LEAP Connect Assessment.

2. The school system verifies that all students participating in the alternate assessment meet Louisiana's participation criteria as outlined in State Board of Elementary and Secondary Education (BESE) Bulletin 1530-Louisiana's IEP Handbook for Students with Exceptionalities.

By submitting this form, the school system assures that the following actions are being taken to comply with the 1% participation cap threshold:



- a. Review of Student Records

	Number of Reviewed Student Records	Number of Records Compliant with Eligibility Criteria	Number of Records Non-Compliant with Eligibility Criteria	Corrective Actions Taken (If Applicable)
Elementary School Students	11	11	0	PAS Coordinators will continue to review every case qualifying for the exceptionality of intellectual disability to ensure the use of appropriate instruments and the accuracy of eligibility determinations.



Middle School Students	14	14	0	PAS Coordinators will continue to review every case qualifying for the exceptionality of intellectual disability to ensure the use of appropriate instruments and the accuracy of eligibility determinations.
High School Students	15	15	0	PAS Coordinators will continue to review every case qualifying for the exceptionality of intellectual disability to ensure the use of appropriate instruments and the accuracy of eligibility determinations.
Total Number of Files	40	40	0	PAS Coordinators will continue to review every case qualifying for the exceptionality of intellectual disability to ensure the use of appropriate instruments and the accuracy of eligibility determinations.

- b. The school system assures that any disproportionality in the percentage of students in any subgroup participating in the alternate assessment will be addressed through strategic actions. (Examples: Including all stakeholders in decision-making, conducting annual reviews, addressing the unique needs of English Learners (ELs), continuing education/professional development, reviewing criteria/state guidance for the alternate assessment qualification).

Special Education Lead Administrator Signature*: 	Date: 12/1/25
Printed Name: Kerri Soo	
Superintendent / Charter Lead Administrator Signature*: 	Date: 12/1/2025
Printed Name: Frank Jabbia	

\*Required signatures. Original signatures should be kept on file at the school system.

To submit this justification form, please sign and upload to the DM FTP by **December 1, 2025**.

## Division of Diverse Learners

# LEAP CONNECT

## Participation Review Process

### School System Participation Justification

The Department provided 2024-2025 school year alternate assessment data to school systems for review. Because your school system assessed more than 1.0 percent of students using an alternate assessment in the 2024-2025 school year, LDOE anticipates that your school system will assess more than 1.0 percent of students with an alternate assessment in the 2025-2026 school year. School systems that exceeded the 1.0 percent threshold must submit an alternate assessment justification in addition to its request for a review of data and procedures related to alternate assessment. The Every Student Succeeds Act (ESSA) requires the Department to make these justifications publicly available, provided that personally identifiable information about an individual student is not revealed.

**School System Name:** 346-Lake Charles Charter Academy

Enter the percentage of students who participated in alternate assessment during the 2024-2025 school year. This information was disseminated to your school system via FTP on or before October 17, 2025.

LEAP Connect Participation by Subject	Participation Percentage for SY 2024-2025	
<b>ELA:</b> LEAP Connect Participation, see column G of data file	1.3	%
<b>Math:</b> LEAP Connect Participation, see column L of data file	1.3	%
<b>Science:</b> LEAP Connect Participation, see column Q of data file	0.5	%

1. Explain why the alternate assessment participation rate of 1.0 percent was exceeded for the 2024-2025 school year. **School systems must select Not Applicable (NA) or Applicable (A) for each option below. Applicable must be chosen for at least one of the following and may be chosen for more than one of the following options:**

- A
- a. **If applicable, provide a brief description with supporting data** that identifies specific programs or circumstances within the school system that may contribute to higher enrollments of students identified with significant cognitive disabilities that would result in an alternate assessment participation rate in excess of 1.0 percent. (Example: The school system has schools, community



and/or health facilities that draw large numbers of students with significant cognitive disabilities.):

- A
- b. **If applicable, briefly describe** how a small overall student enrollment in the school system contributes to the likelihood that even a small number of students found eligible to participate in an alternate assessment would result in a participation rate in excess of 1.0 percent. (Example: The total tested population is less than 300 and the total number of students participating in the alternate assessment is 3 or less.):

Lake Charles Charter Academy had a relatively small tested population of 614 students which would likely contribute to a small number (8) students participating in the state assessment system via LEAP Connect exceeding the 1% cap.

- A
- c. **If applicable, briefly describe other or additional justification of variables** that may contribute to the school system’s alternate assessment participation rate in excess of 1.0 percent:
- Twenty-five percent (25%) of the students participating in the state assessment system by taking the LEAP Connect assessment were identified as eligible and participating prior to enrolling at Lake Charles Charter Academy.

2. The school system verifies that all students participating in the alternate assessment meet Louisiana’s participation criteria as outlined in State Board of Elementary and Secondary Education (BESE) Bulletin 1530-Louisiana’s IEP Handbook for Students with Exceptionalities.

By submitting this form, the school system assures that the following actions are being taken to comply with the 1% participation cap threshold:

- a. Review of Student Records

	Number of Reviewed Student Records	Number of Records Compliant with Eligibility Criteria	Number of Records Non-Compliant with Eligibility Criteria	Corrective Actions Taken (If Applicable)
Elementary School Students	5	5	0	0



Middle School Students	3	3	0	0
High School Students	NA	NA	NA	NA
Total Number of Files	8	8	0	0

- b. The school system assures that any disproportionality in the percentage of students in any subgroup participating in the alternate assessment will be addressed through strategic actions. (Examples: Including all stakeholders in decision-making, conducting annual reviews, addressing the unique needs of English Learners (ELs), continuing education/professional development, reviewing criteria/state guidance for the alternate assessment qualification).

Special Education Lead Administrator Signature*: <i>Pauline Soileau</i>	Date: 11/24/2025
Printed Name: Pauline Soileau	
Superintendent / Charter Lead Administrator Signature*: <i>Lonnie Luce</i>	Date: 11/24/2025
Printed Name: Lonnie Luce	

\*Required signatures. Original signatures should be kept on file at the school system.

To submit this justification form, please sign and upload to the DM FTP by **December 1, 2025**.

## Division of Diverse Learners

# LEAP CONNECT

## Participation Review Process

### School System Participation Justification

The Department provided 2024-2025 school year alternate assessment data to school systems for review. Because your school system assessed more than 1.0 percent of students using an alternate assessment in the 2024-2025 school year, LDOE anticipates that your school system will assess more than 1.0 percent of students with an alternate assessment in the 2025-2026 school year. School systems that exceeded the 1.0 percent threshold must submit an alternate assessment justification in addition to its request for a review of data and procedures related to alternate assessment. The Every Student Succeeds Act (ESSA) requires the Department to make these justifications publicly available, provided that personally identifiable information about an individual student is not revealed.

#### School System Name: St. Bernard Parish Public Schools

Enter the percentage of students who participated in alternate assessment during the 2024-2025 school year. This information was disseminated to your school system via FTP on or before October 17, 2025.

LEAP Connect Participation by Subject	Participation Percentage for SY 2024-2025	
<b>ELA:</b> LEAP Connect Participation, see column G of data file	1.8	%
<b>Math:</b> LEAP Connect Participation, see column L of data file	1.8	%
<b>Science:</b> LEAP Connect Participation, see column Q of data file	.7	%

1. Explain why the alternate assessment participation rate of 1.0 percent was exceeded for the 2024-2025 school year. **School systems must select Not Applicable (NA) or Applicable (A) for each option below. Applicable must be chosen for at least one of the following and may be chosen for more than one of the following options:**

- NA ☐ a. If applicable, provide a brief description with supporting data that identifies specific programs or circumstances within the school system that may contribute to higher enrollments of students identified with significant cognitive disabilities that would result in an alternate assessment participation rate in excess of 1.0 percent. (Example: The school system has schools, community



and/or health facilities that draw large numbers of students with significant cognitive disabilities.):

NA ☐ b. If applicable, briefly describe how a small overall student enrollment in the school system contributes to the likelihood that even a small number of students found eligible to participate in an alternate assessment would result in a participation rate in excess of 1.0 percent. (Example: The total tested population is less than 300 and the total number of students participating in the alternate assessment is 3 or less.):

A ☐ c. If applicable, briefly describe other or additional justification of variables that may contribute to the school system’s alternate assessment participation rate in excess of 1.0 percent:

All students are eligible according to the criteria. SBPSB student population is >80% economically disadvantaged. In the GNO a large majority of families attend catholic and private schools which lowers the number of students enrolled in the public sector that which would increase the numbers of testers.

2. The school system verifies that all students participating in the alternate assessment meet Louisiana’s participation criteria as outlined in State Board of Elementary and Secondary Education (BESE) Bulletin 1530-Louisiana’s IEP Handbook for Students with Exceptionalities.

By submitting this form, the school system assures that the following actions are being taken to comply with the 1% participation cap threshold:



a. Review of Student Records

	Number of Reviewed Student Records	Number of Records Compliant with Eligibility Criteria	Number of Records Non-Compliant with Eligibility Criteria	Corrective Actions Taken (If Applicable)
Elementary School Students	5	5	0	0



Middle School Students	5	5	0	0
High School Students	5	5	0	0
Total Number of Files	15	15	0	0

- b. The school system assures that any disproportionality in the percentage of students in any subgroup participating in the alternate assessment will be addressed through strategic actions. (Examples: Including all stakeholders in decision-making, conducting annual reviews, addressing the unique needs of English Learners (ELs), continuing education/professional development, reviewing criteria/state guidance for the alternate assessment qualification).

Special Education Lead Administrator Signature*: 	Date: 11/24/2025
Printed Name: Alison Gros	
Superintendent / Charter Lead Administrator Signature*: 	Date: 11/24/2025
Printed Name: Doris Voitier	

\*Required signatures. Original signatures should be kept on file at the school system.

To submit this justification form, please sign and upload to the DM FTP by **December 1, 2025**.

## Division of Diverse Learners

# LEAP CONNECT

## Participation Review Process

### School System Participation Justification

The Department provided 2024-2025 school year alternate assessment data to school systems for review. Because your school system assessed more than 1.0 percent of students using an alternate assessment in the 2024-2025 school year, LDOE anticipates that your school system will assess more than 1.0 percent of students with an alternate assessment in the 2025-2026 school year. School systems that exceeded the 1.0 percent threshold must submit an alternate assessment justification in addition to its request for a review of data and procedures related to alternate assessment. The Every Student Succeeds Act (ESSA) requires the Department to make these justifications publicly available, provided that personally identifiable information about an individual student is not revealed.

### School System Name: St. Bernard Parish Public Schools

Enter the percentage of students who participated in alternate assessment during the 2024-2025 school year. This information was disseminated to your school system via FTP on or before October 17, 2025.

LEAP Connect Participation by Subject	Participation Percentage for SY 2024-2025	
ELA: LEAP Connect Participation, see column G of data file	1.8	%
Math: LEAP Connect Participation, see column L of data file	1.8	%
Science: LEAP Connect Participation, see column Q of data file	.7	%

1. Explain why the alternate assessment participation rate of 1.0 percent was exceeded for the 2024-2025 school year. **School systems must select Not Applicable (NA) or Applicable (A) for each option below. Applicable must be chosen for at least one of the following and may be chosen for more than one of the following options:**

- NA ☐ a. If applicable, provide a brief description with supporting data that identifies specific programs or circumstances within the school system that may contribute to higher enrollments of students identified with significant cognitive disabilities that would result in an alternate assessment participation rate in excess of 1.0 percent. (Example: The school system has schools, community

and/or health facilities that draw large numbers of students with significant cognitive disabilities.);

- NA ☐ b. **If applicable, briefly describe** how a small overall student enrollment in the school system contributes to the likelihood that even a small number of students found eligible to participate in an alternate assessment would result in a participation rate in excess of 1.0 percent. (Example: The total tested population is less than 300 and the total number of students participating in the alternate assessment is 3 or less.);

- A ☐ c. **If applicable, briefly describe other or additional justification of variables** that may contribute to the school system's alternate assessment participation rate in excess of 1.0 percent:

All students are eligible according to the criteria. SBPSB student population is >80% economically disadvantaged. In the GNO a large majority of families attend catholic and private schools which lowers the number of students enrolled in the public sector that which would increase the numbers of testers.

2. The school system verifies that all students participating in the alternate assessment meet Louisiana's participation criteria as outlined in State Board of Elementary and Secondary Education (BESE) Bulletin 1530-Louisiana's IEP Handbook for Students with Exceptionalities.

By submitting this form, the school system assures that the following actions are being taken to comply with the 1% participation cap threshold:

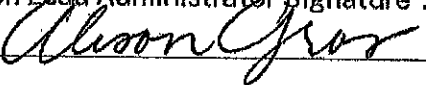

a. Review of Student Records

	Number of Reviewed Student Records	Number of Records Compliant with Eligibility Criteria	Number of Records Non-Compliant with Eligibility Criteria	Corrective Actions Taken (If Applicable)
Elementary School Students	5	5	0	0



Middle School Students	5	5	0	0
High School Students	5	5	0	0
Total Number of Files	15	15	0	0

- b. The school system assures that any disproportionality in the percentage of students in any subgroup participating in the alternate assessment will be addressed through strategic actions. (Examples: Including all stakeholders in decision-making, conducting annual reviews, addressing the unique needs of English Learners (ELs), continuing education/professional development, reviewing criteria/state guidance for the alternate assessment qualification).

Special Education Lead Administrator Signature*: 	Date: 11/24/2025
Printed Name: Allison Gros	
Superintendent / Chapter Lead Administrator Signature*: 	Date: 11/24/2025
Printed Name: Doris Voitier	

\*Required signatures. Original signatures should be kept on file at the school system.

To submit this justification form, please sign and upload to the DM FTP by **December 1, 2025**.



## Division of Diverse Learners

# LEAP CONNECT

## Participation Review Process

### School System Participation Justification

The Department provided 2024-2025 school year alternate assessment data to school systems for review. Because your school system assessed more than 1.0 percent of students using an alternate assessment in the 2024-2025 school year, LDOE anticipates that your school system will assess more than 1.0 percent of students with an alternate assessment in the 2025-2026 school year. School systems that exceeded the 1.0 percent threshold must submit an alternate assessment justification in addition to its request for a review of data and procedures related to alternate assessment. The Every Student Succeeds Act (ESSA) requires the Department to make these justifications publicly available, provided that personally identifiable information about an individual student is not revealed.

#### School System Name: Natchitoches Parish

Enter the percentage of students who participated in alternate assessment during the 2024-2025 school year. This information was disseminated to your school system via FTP on or before October 17, 2025.

LEAP Connect Participation by Subject	Participation Percentage for SY 2024-2025	
<b>ELA:</b> LEAP Connect Participation, see column G of data file	99.5	%
<b>Math:</b> LEAP Connect Participation, see column L of data file	99.3	%
<b>Science:</b> LEAP Connect Participation, see column Q of data file	99.5	%

1. Explain why the alternate assessment participation rate of 1.0 percent was exceeded for the 2024-2025 school year. **School systems must select Not Applicable (NA) or Applicable (A) for each option below. Applicable must be chosen for at least one of the following and may be chosen for more than one of the following options:**

NA

- a. **If applicable, provide a brief description with supporting data** that identifies specific programs or circumstances within the school system that may contribute to higher enrollments of students identified with significant cognitive disabilities that would result in an alternate assessment participation rate in excess of 1.0 percent. (Example: The school system has schools, community

and/or health facilities that draw large numbers of students with significant cognitive disabilities.):

In-town grade-banded schools have a higher population of students meeting eligibility for LEAP Connect. This is largely due to the optional placement offered at these locations, which attracts families seeking increased availability of resources in and outside of the school, as well as proximity to the hospital and medical facilities. The accessibility of these services ensures that students who need them are more likely to be enrolled in these schools, thereby increasing the participation rate in alternate assessment. Our rate is 1.3%.

NA

- b. **If applicable, briefly describe** how a small overall student enrollment in the school system contributes to the likelihood that even a small number of students found eligible to participate in an alternate assessment would result in a participation rate in excess of 1.0 percent. (Example: The total tested population is less than 300 and the total number of students participating in the alternate assessment is 3 or less.):

Unable to enter information because the template is not formatted correctly.

NA

- c. **If applicable, briefly describe other or additional justification of variables** that may contribute to the school system's alternate assessment participation rate in excess of 1.0 percent:

Unable to enter information because the template is not formatted correctly.

2. The school system verifies that all students participating in the alternate assessment meet Louisiana's participation criteria as outlined in State Board of Elementary and Secondary Education (BESE) Bulletin 1530-Louisiana's IEP Handbook for Students with Exceptionalities.

By submitting this form, the school system assures that the following actions are being taken to comply with the 1% participation cap threshold:

- a. Review of Student Records

	Number of Reviewed Student Records	Number of Records Compliant with Eligibility Criteria	Number of Records Non-Compliant with Eligibility Criteria	Corrective Actions Taken (If Applicable)
Elementary School Students	5	5	0	N/A



Middle School Students	5	5	0	N/A
High School Students	5	5	0	N/A
Total Number of Files	15	15	0	N/A

- b. The school system assures that any disproportionality in the percentage of students in any subgroup participating in the alternate assessment will be addressed through strategic actions. (Examples: Including all stakeholders in decision-making, conducting annual reviews, addressing the unique needs of English Learners (ELs), continuing education/professional development, reviewing criteria/state guidance for the alternate assessment qualification).

Special Education Lead Administrator Signature*: <i>Danna LaCaze</i>	Date: 11/20/2025
Printed Name: <b>Danna LaCaze</b>	
Superintendent / Charter Lead Administrator Signature*: <small>Signed by:</small> <i>Grant Eloi</i> <small>440A7533835C408</small>	Date: 11/20/2025
Printed Name: <b>Grant Eloi</b>	

\*Required signatures. Original signatures should be kept on file at the school system.

To submit this justification form, please sign and upload to the DM FTP by **December 1, 2025**.



Division of Diverse Learners

LEAP CONNECT  
Participation Review Process

School System Participation Justification

The Department provided 2024-2025 school year alternate assessment data to school systems for review. Because your school system assessed more than 1.0 percent of students using an alternate assessment in the 2024-2025 school year, LDOE anticipates that your school system will assess more than 1.0 percent of students with an alternate assessment in the 2025-2026 school year. School systems that exceeded the 1.0 percent threshold must submit an alternate assessment justification in addition to its request for a review of data and procedures related to alternate assessment. The Every Student Succeeds Act (ESSA) requires the Department to make these justifications publicly available, provided that personally identifiable information about an individual student is not revealed.

School System Name: Caddo Parish School District

Enter the percentage of students who participated in alternate assessment during the 2024-2025 school year. This information was disseminated to your school system via FTP on or before October 17, 2025.

LEAP Connect Participation by Subject	Participation Percentage for SY 2024-2025	
ELA: LEAP Connect Participation, see column G of data file	2.1	%
Math: LEAP Connect Participation, see column L of data file	2.1	%
Science: LEAP Connect Participation, see column Q of data file	0.8	%

1. Explain why the alternate assessment participation rate of 1.0 percent was exceeded for the 2024-2025 school year. School systems must select Not Applicable (NA) or Applicable (A) for each option below. Applicable must be chosen for at least one of the following and may be chosen for more than one of the following options:
- A

a. If applicable, provide a brief description with supporting data that identifies specific programs or circumstances within the school system that may contribute to higher enrollments of students identified with significant cognitive disabilities that would result in an alternate assessment participation rate in excess of 1.0 percent. (Example: The school system has schools, community



and/or health facilities that draw large numbers of students with significant cognitive disabilities.):

Caddo Parish Public School system has schools, community and healthcare facilities that draw large number of students with significant cognitive disabilities. The healthcare facilities include but are not limited to the following: The ARC, Holy Angels Residential Facility and Ochsner LSU Health.

- A
- b. If applicable, briefly describe how a small overall student enrollment in the school system contributes to the likelihood that even a small number of students found eligible to participate in an alternate assessment would result in a participation rate in excess of 1.0 percent. (Example: The total tested population is less than 300 and the total number of students participating in the alternate assessment is 3 or less.):

Does not apply.

- A
- c. If applicable, briefly describe other or additional justification of variables that may contribute to the school system's alternate assessment participation rate in excess of 1.0 percent:

Does not apply.

2. The school system verifies that all students participating in the alternate assessment meet Louisiana's participation criteria as outlined in State Board of Elementary and Secondary Education (BESE) Bulletin 1530-Louisiana's IEP Handbook for Students with Exceptionalities.

By submitting this form, the school system assures that the following actions are being taken to comply with the 1% participation cap threshold:



- a. Review of Student Records

	Number of Reviewed Student Records	Number of Records Compliant with Eligibility Criteria	Number of Records Non-Compliant with Eligibility Criteria	Corrective Actions Taken (If Applicable)
Elementary School Students	9	9	0	N/A



Middle School Students	11	11	0	N/A
High School Students	20	20	0	N/A
Total Number of Files	40	40	0	N/A

- b. The school system assures that any disproportionality in the percentage of students in any subgroup participating in the alternate assessment will be addressed through strategic actions. (Examples: Including all stakeholders in decision-making, conducting annual reviews, addressing the unique needs of English Learners (ELs), continuing education/professional development, reviewing criteria/state guidance for the alternate assessment qualification).

Special Education Lead Administrator Signature*: 	Date: 11/20/2025
Printed Name: Dr. Shelia Lockett, Department of Exceptional Children Director	
Superintendent / Charter Lead Administrator Signature*: 	Date: 11/21/2025
Printed Name: Mr. Keith Burton, Caddo Parish School District Superintendent	

\*Required signatures. Original signatures should be kept on file at the school system.

To submit this justification form, please sign and upload to the DM FTP by **December 1, 2025**.

## Division of Diverse Learners

# LEAP CONNECT

## Participation Review Process

## School System Participation Justification

The Department provided 2024-2025 school year alternate assessment data to school systems for review. Because your school system assessed more than 1.0 percent of students using an alternate assessment in the 2024-2025 school year, LDOE anticipates that your school system will assess more than 1.0 percent of students with an alternate assessment in the 2025-2026 school year. School systems that exceeded the 1.0 percent threshold must submit an alternate assessment justification in addition to its request for a review of data and procedures related to alternate assessment. The Every Student Succeeds Act (ESSA) requires the Department to make these justifications publicly available, provided that personally identifiable information about an individual student is not revealed.

### School System Name:

Enter the percentage of students who participated in alternate assessment during the 2024-2025 school year. This information was disseminated to your school system via FTP on or before October 17, 2025.

LEAP Connect Participation by Subject	Participation Percentage for SY 2024-2025
ELA: LEAP Connect Participation, see column G of data file	99.4%
Math: LEAP Connect Participation, see column L of data file	99.3%
Science: LEAP Connect Participation, see column Q of data file	99.4%

1. Explain why the alternate assessment participation rate of 1.0 percent was exceeded for the 2024-2025 school year. **School systems must select Not Applicable (NA) or Applicable (A) for each option below. Applicable must be chosen for at least one of the following and may be chosen for more than one of the following options:**

- IA
- a. If applicable, provide a brief description with supporting data that identifies specific programs or circumstances within the school system that may contribute to higher enrollments of students identified with significant cognitive disabilities that would result in an alternate assessment participation rate in excess of 1.0 percent. (Example: The school system has schools, community



and/or health facilities that draw large numbers of students with significant cognitive disabilities.):

- A b. If applicable, briefly describe how a small overall student enrollment in the school system contributes to the likelihood that even a small number of students found eligible to participate in an alternate assessment would result in a participation rate in excess of 1.0 percent. (Example: The total tested population is less than 300 and the total number of students participating in the alternate assessment is 3 or less.):

- A c. If applicable, briefly describe other or additional justification of variables that may contribute to the school system's alternate assessment participation rate in excess of 1.0 percent:

The choice for a student to participate in Alternate Assessment is an IEP team decision. I, along with my Pupil Appraisal staff, are working diligently to educate our SBLC and IEP teams about the benefits of obtaining a high school diploma. We are also working on educating our IEP teams on the requirements of the April Dunn pathway which allow students with disabilities to pursue a high school diploma through alternate means with supports in place to make the attainment of a diploma possible. However, the choice of Alternate Assessment is ultimately the decision of the IEP team to decide if the student participates in Alternate Assessment.

2. The school system verifies that all students participating in the alternate assessment meet Louisiana's participation criteria as outlined in State Board of Elementary and Secondary Education (BESE) Bulletin 1530-Louisiana's IEP Handbook for Students with Exceptionalities.

By submitting this form, the school system assures that the following actions are being taken to comply with the 1% participation cap threshold:

- a. Review of Student Records



	Number of Reviewed Student Records	Number of Records Compliant with Eligibility Criteria	Number of Records Non-Compliant with Eligibility Criteria	Corrective Actions Taken (If Applicable)
Elementary School Students	4	4	0	N/A

Middle School Students	4	4	0	N/A
High School Students	2	2	0	N/A
Total Number of Files	10	10	0	N/A

- b. The school system assures that any disproportionality in the percentage of students in any subgroup participating in the alternate assessment will be addressed through strategic actions. (Examples: Including all stakeholders in decision-making, conducting annual reviews, addressing the unique needs of English Learners (ELs), continuing education/professional development, reviewing criteria/state guidance for the alternate assessment qualification).

Special Education Lead Administrator Signature*: 	Date: 11/19/25
Printed Name: Dawn Pitre	
Superintendent / Charter Lead Administrator Signature*: 	Date: 11/19/25
Printed Name: Karen Tutor	

\*Required signatures. Original signatures should be kept on file at the school system.

To submit this justification form, please sign and upload to the DM FTP by December 1, 2025.