




**SCHOOL SYSTEM ALTERNATE ASSESSMENT PARTICIPATION JUSTIFICATION**

The Department provided 2018-2019 school year alternate assessment data to school systems for review. If your school system assessed more than 1.0 percent of students on the alternate assessment in the 2018-2019 school year, LDOE anticipates that your school system will assess more than 1.0 percent of students on the alternate assessment in the 2019-2020 school year. School systems that exceed the 1.0 percent threshold must complete a justification and request a participation review. ESSA requires the Department to make these justifications publicly available, provided that it does not reveal personally identifiable information about an individual student.

**School System:** Allen Parish School Board

Enter the percentage of students who participated in the alternate assessment during the 2018-2019 school year. This information was disseminated to your school system via FTP on or before July 19, 2019.

|   | Participation percentage for the 2018 – 2019 SY                                      |
|---|--|
| <b>ELA:</b> LEAP Connect Participation  |  % |
| <b>Math:</b> LEAP Connect Participation |  % |
| <b>Science:</b> LAA 1 Participation     |  % |

1. Explain why the school system exceeded an alternate assessment participation rate of 1.0 percent for the 2018-2019 school year. **School systems must select NA (not applicable) or Applicable for each option below. Applicable must be chosen for at least one of the following and may be chosen for more than one of the following options:**

NA

- a. **If applicable, provide a brief description with supporting data** that identifies specific programs or circumstances within the school system that may contribute to higher enrollments of students identified with significant cognitive disabilities that would result in an alternate assessment participation rate in excess of 1.0 percent. (Example: The school system has schools, community and/or health facilities that draw large numbers of students with significant cognitive disabilities.):

[Redacted area for response to option a]

Applicable

- b. **If applicable, briefly describe** how a small overall student enrollment in the school system contributes to the likelihood that even a small number of students found eligible to participate in the alternate assessment would result in a participation rate in excess of 1.0 percent (Example: The total tested population is less than 300 and the total number of students participating in the alternate assessment is 3 or less.):

As a rural district with lower student enrollement even 1 student is more than 1%. High school students are assessed in English, Math and Science in grade 11. The norm comparison only includes grade 11 Science general population. This creates disproportionality. A fair comparison would include the total high school population taking English, Math and Science tests.

Applicable

- c. **If applicable, briefly describe any other or additional justification of variables** that may contribute to the school system’s alternate assessment participation rate in excess of 1.0 percent:

Allen Parish houses a Federal Correctional Complex, Federal Detention Center and a State correctional center. Family members of incarcerated individuals relocate here to be close to their family. At one school siblings moved here and were determined alternate assessment eligible in another district.



2. By submitting this form, the school system assures that it is taking these required actions:



The school system verifies that all students participating in the alternate assessment meet Louisiana's participation criteria.

The school system verifies that any disproportionality in the percentage of students in any subgroup taking the alternate assessment will be addressed.

**Required Signatures\***

|  |                |
|--|----------------|
| Special Education Director Signature*:<br> | Date: 08-09-19 |
| Printed Name: K. Scott LeJeune   |                |
| Superintendent Signature*:<br>              | Date: 08-09-19 |
| Printed Name: Kent Reed  |                |

\*Original signatures should be kept on file at the school system.

To submit this the justification form via email electronically click

To save the justification form as a PDF click

**SCHOOL SYSTEM ALTERNATE ASSESSMENT PARTICIPATION JUSTIFICATION**

The Department provided 2018-2019 school year alternate assessment data to school systems for review. If your school system assessed more than 1.0 percent of students on the alternate assessment in the 2018-2019 school year, LDOE anticipates that your school system will assess more than 1.0 percent of students on the alternate assessment in the 2019-2020 school year. School systems that exceed the 1.0 percent threshold must complete a justification and request a participation review. ESSA requires the Department to make these justifications publicly available, provided that it does not reveal personally identifiable information about an individual student.

**School System:** Assumption Parish

Enter the percentage of students who participated in the alternate assessment during the 2018-2019 school year. This information was disseminated to your school system via FTP on or before July 19, 2019.

|   | Participation percentage<br>for the 2018 – 2019 SY |
|---|--|
| <b>ELA: LEAP Connect Participation</b>  | [REDACTED] %                                       |
| <b>Math: LEAP Connect Participation</b> | [REDACTED] %                                       |
| <b>Science: LAA 1 Participation</b>     | [REDACTED] %                                       |

1. Explain why the school system exceeded an alternate assessment participation rate of 1.0 percent for the 2018-2019 school year. **School systems must select NA (not applicable) or Applicable for each option below. Applicable must be chosen for at least one of the following and may be chosen for more than one of the following options:**

NA

- a. **If applicable, provide a brief description with supporting data** that identifies specific programs or circumstances within the school system that may contribute to higher enrollments of students identified with significant cognitive disabilities that would result in an alternate assessment participation rate in excess of 1.0 percent. (Example: The school system has schools, community and/or health facilities that draw large numbers of students with significant cognitive disabilities.):

[REDACTED]

Applicable

- b. **If applicable, briefly describe** how a small overall student enrollment in the school system contributes to the likelihood that even a small number of students found eligible to participate in the alternate assessment would result in a participation rate in excess of 1.0 percent (Example: The total tested population is less than 300 and the total number of students participating in the alternate assessment is 3 or less.):

The total tested population for Assumption Parish School System for the 2018/19 school year was 1572 and the total number of students participating in the alternate assessment was 29. Three of our schools within the district have a small overall student enrollment which contributes to the result of an excess of 1.0 percent participation rate. ELA and Math: Belle Rose Middle School total tested population = 138; Alternate Assessment population = 4; Total Percentage = 2.9  
Assumption High School: ELA: total tested population = 185, alternate assessment population = 6; Total Percentage = 3.2 Math total tested population = 186, alternate assessment population = 6; Total Percentage = 3.2, Labadieville Primary School ELA and Math; total tested population = 75 ; alternate assessment population =2 Total percentage = 2.7

NA



- c. **If applicable, briefly describe any other or additional justification of variables** that may contribute to the school system’s alternate assessment participation rate in excess of 1.0 percent:

[REDACTED]

2. By submitting this form, the school system assures that it is taking these required actions:

- The school system verifies that all students participating in the alternate assessment meet Louisiana's participation criteria.
- The school system verifies that any disproportionality in the percentage of students in any subgroup taking the alternate assessment will be addressed.

**Required Signatures\***

|   |                |
|---|----------------|
| Special Education Director Signature*:  | Date: 8/9/2019 |
| Printed Name: <b>Damain Buggage</b>   |                |
| Superintendent Signature*:               | Date: 8/9/19   |
| Printed Name: <b>Jeremy Couvillion</b>  |                |

\*Original signatures should be kept on file at the school system.

To submit this the justification form via email electronically click **email** .

To save the justification form as a PDF click **save** .

**SCHOOL SYSTEM ALTERNATE ASSESSMENT PARTICIPATION JUSTIFICATION**

The Department provided 2018-2019 school year alternate assessment data to school systems for review. If your school system assessed more than 1.0 percent of students on the alternate assessment in the 2018-2019 school year, LDOE anticipates that your school system will assess more than 1.0 percent of students on the alternate assessment in the 2019-2020 school year. School systems that exceed the 1.0 percent threshold must complete a justification and request a participation review. ESSA requires the Department to make these justifications publicly available, provided that it does not reveal personally identifiable information about an individual student.

**School System:** Avoyelles

Enter the percentage of students who participated in the alternate assessment during the 2018-2019 school year. This information was disseminated to your school system via FTP on or before July 19, 2019.

|   | Participation percentage for the 2018 – 2019 SY |
|---|---|
| <b>ELA:</b> LEAP Connect Participation  | ██████ %  |
| <b>Math:</b> LEAP Connect Participation | ██████ %  |
| <b>Science:</b> LAA 1 Participation     | ██████ %  |

1. Explain why the school system exceeded an alternate assessment participation rate of 1.0 percent for the 2018-2019 school year. **School systems must select NA (not applicable) or Applicable for each option below. Applicable must be chosen for at least one of the following and may be chosen for more than one of the following options:**

NA

a. **If applicable, provide a brief description with supporting data** that identifies specific programs or circumstances within the school system that may contribute to higher enrollments of students identified with significant cognitive disabilities that would result in an alternate assessment participation rate in excess of 1.0 percent. (Example: The school system has schools, community and/or health facilities that draw large numbers of students with significant cognitive disabilities.):

n/a

NA

b. **If applicable, briefly describe** how a small overall student enrollment in the school system contributes to the likelihood that even a small number of students found eligible to participate in the alternate assessment would result in a participation rate in excess of 1.0 percent (Example: The total tested population is less than 300 and the total number of students participating in the alternate assessment is 3 or less.):

n/a

NA


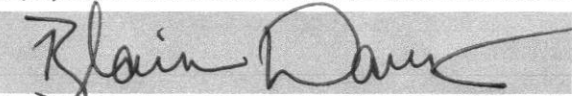
c. **If applicable, briefly describe any other or additional justification of variables** that may contribute to the school system’s alternate assessment participation rate in excess of 1.0 percent:

According to evaluations and alternate assessment rubric created by the district, the ratio of 1.4 is appropriate for the district

2. By submitting this form, the school system assures that it is taking these required actions:

- The school system verifies that all students participating in the alternate assessment meet Louisiana's participation criteria.
- The school system verifies that any disproportionality in the percentage of students in any subgroup taking the alternate assessment will be addressed.

**Required Signatures\***

|  |  |       |         |
|--|--|-------|---------|
| Special Education Director Signature*: |  | Date: | 10-8-19 |
| Printed Name:                          | Dawn Pite  |       |         |
| Superintendent Signature*:             |  | Date: | 10-8-19 |
| Printed Name:                          | Blaine Dauzat  |       |         |

\*Original signatures should be kept on file at the school system.

To submit this the justification form via email electronically click **email** .

To save the justification form as a PDF click **save** .

**SCHOOL SYSTEM ALTERNATE ASSESSMENT PARTICIPATION JUSTIFICATION**

The Department provided 2018-2019 school year alternate assessment data to school systems for review. If your school system assessed more than 1.0 percent of students on the alternate assessment in the 2018-2019 school year, LDOE anticipates that your school system will assess more than 1.0 percent of students on the alternate assessment in the 2019-2020 school year. School systems that exceed the 1.0 percent threshold must complete a justification and request a participation review. ESSA requires the Department to make these justifications publicly available, provided that it does not reveal personally identifiable information about an individual student.

**School System:**

Enter the percentage of students who participated in the alternate assessment during the 2018-2019 school year. This information was disseminated to your school system via FTP on or before July 19, 2019.

|                                  | Participation percentage for the 2018 – 2019 SY |
|----------------------------------|---|
| ELA: LEAP Connect Participation  | [REDACTED] %                                    |
| Math: LEAP Connect Participation | [REDACTED] %                                    |
| Science: LAA 1 Participation     | [REDACTED] %                                    |

1. Explain why the school system exceeded an alternate assessment participation rate of 1.0 percent for the 2018-2019 school year. School systems must select **NA (not applicable)** or **Applicable** for each option below. **Applicable** must be chosen for at least one of the following and may be chosen for more than one of the following options:

a. If applicable, provide a brief description with supporting data that identifies specific programs or circumstances within the school system that may contribute to higher enrollments of students identified with significant cognitive disabilities that would result in an alternate assessment participation rate in excess of 1.0 percent. (Example: The school system has schools, community and/or health facilities that draw large numbers of students with significant cognitive disabilities.):

N/A

b. If applicable, briefly describe how a small overall student enrollment in the school system contributes to the likelihood that even a small number of students found eligible to participate in the alternate assessment would result in a participation rate in excess of 1.0 percent (Example: The total tested population is less than 300 and the total number of students participating in the alternate assessment is 3 or less.):

N/A

c. If applicable, briefly describe any other or additional justification of variables that may contribute to the school system’s alternate assessment participation rate in excess of 1.0 percent:



There is a high incidence of students with disabilities in the district. (14.3)

2. By submitting this form, the school system assures that it is taking these required actions:

The school system verifies that all students participating in the alternate assessment meet Louisiana’s participation criteria.

The school system verifies that any disproportionality in the percentage of students in any subgroup taking the alternate assessment will be addressed.

**Required Signatures\***

|   |               |
|---|---------------|
| Special Education Director Signature*:<br> | Date: 8/15/19 |
| Printed Name: Mac A. Spikes   |               |
| Superintendent Signature*:<br>             | Date: 8/15/19 |
| Printed Name: Timothy J. Cooley   |               |

\*Original signatures should be kept on file at the school system.

To submit this the justification form via email electronically click

To save the justification form as a PDF click



**SCHOOL SYSTEM ALTERNATE ASSESSMENT PARTICIPATION JUSTIFICATION**

The Department provided 2018-2019 school year alternate assessment data to school systems for review. If your school system assessed more than 1.0 percent of students on the alternate assessment in the 2018-2019 school year, LDOE anticipates that your school system will assess more than 1.0 percent of students on the alternate assessment in the 2019-2020 school year. School systems that exceeded the 1.0 percent threshold must complete a justification and request a participation review. ESSA requires the Department to make these justifications publicly available, provided that it does not reveal personally identifiable information about an individual student.

**School System:**

Enter the percentage of students who participated in the alternate assessment during the 2018-2019 school year. This information was disseminated to your school system via FTP on or before July 19, 2019.

|                                  | Participation percentage for the 2018 – 2019 SY |   |
|----------------------------------|---|---|
| ELA: LEAP Connect Participation  |   | % |
| Math: LEAP Connect Participation |   | % |
| Science: LAA 1 Participation     |   | % |

1. Explain why the school system exceeded an alternate assessment participation rate of 1.0 percent for the 2018-2019 school year. School systems must select **NA (not applicable)** or **Applicable** for each option below. **Applicable** must be chosen for at least one of the following and may be chosen for more than one of the following options:

*n/a* a. If applicable, provide a brief description with supporting data that identifies specific programs or circumstances within the school system that may contribute to higher enrollments of students identified with significant cognitive disabilities that would result in an alternate assessment participation rate in excess of 1.0 percent. (Example: The school system has schools, community and/or health facilities that draw large numbers of students with significant cognitive disabilities.):

*n/a* b. If applicable, briefly describe how a small overall student enrollment in the school system contributes to the likelihood that even a small number of students found eligible to participate in the alternate assessment would result in a participation rate in excess of 1.0 percent (Example: The total tested population is less than 300 and the total number of students participating in the alternate assessment is 3 or less.):

c. If applicable, briefly describe any other or additional justification of variables that may contribute to the school system's alternate assessment participation rate in excess of 1.0 percent:

*See attached*

2. By submitting this form, the school system assures that it is taking these required actions:

The school system verifies that all students participating in the alternate assessment meet Louisiana's participation criteria.

The school system verifies that any disproportionality in the percentage of students in any subgroup taking the alternate assessment will be addressed.

**Required Signatures\***

|  |                             |
|--|-----------------------------|
| <b>Special Education Director Signature*:</b><br><i>L. Mayfield, Ed.D.</i> | <b>Date:</b> <i>8/14/19</i> |
| <b>Printed Name:</b> <i>Laureen Mayfield, Ed.D.</i>                        |                             |
| <b>Superintendent Signature*:</b><br><i>[Signature]</i>                    | <b>Date:</b> <i>8-14-19</i> |
| <b>Printed Name:</b> <i>William W. Singer</i>                              |                             |

\*Original signatures should be kept on file at the school system.

To submit this the justification form via email electronically click

To save the justification form as a PDF click

# **School System Alternate Assessment Participation Justification**

## **Bienville Parish**

1. N/A

2. N/A

3. Applicable.

The review team discussed the small n size at many sites and noted the high correlation between Economic Disadvantage and Alternate Assessment Participation. All Alternate Assessment students selected for review met the state-established criteria for participation in Alternate Assessment.

**SCHOOL SYSTEM ALTERNATE ASSESSMENT PARTICIPATION JUSTIFICATION**

The Department provided 2018-2019 school year alternate assessment data to school systems for review. If your school system assessed more than 1.0 percent of students on the alternate assessment in the 2018-2019 school year, LDOE anticipates that your school system will assess more than 1.0 percent of students on the alternate assessment in the 2019-2020 school year. School systems that exceed the 1.0 percent threshold must complete a justification and request a participation review. ESSA requires the Department to make these justifications publicly available, provided that it does not reveal personally identifiable information about an individual student.

**School System: Bossier Parish Schools**

Enter the percentage of students who participated in the alternate assessment during the 2018-2019 school year. This information was disseminated to your school system via FTP on or before July 19, 2019.

|                                  | Participation percentage for the 2018 – 2019 SY |
|----------------------------------|---|
| ELA: LEAP Connect Participation  | [REDACTED] %                                    |
| Math: LEAP Connect Participation | [REDACTED] %                                    |
| Science: LAA 1 Participation     | [REDACTED] %                                    |

1. Explain why the school system exceeded an alternate assessment participation rate of 1.0 percent for the 2018-2019 school year. School systems must select **NA (not applicable)** or **Applicable** for each option below. **Applicable** must be chosen for at least one of the following and may be chosen for more than one of the following options:

Applicable

- a. If applicable, provide a brief description with supporting data that identifies specific programs or circumstances within the school system that may contribute to higher enrollments of students identified with significant cognitive disabilities that would result in an alternate assessment participation rate in excess of 1.0 percent. (Example: The school system has schools, community and/or health facilities that draw large numbers of students with significant cognitive disabilities.):

Bossier Parish Schools draws a large significant disabilities population from Barksdale Air Force Base and from other states in transfer students. This includes students with autism as well as students with cognitive deficits. This factor has and will continue to increase Bossier's population served in our school system.

NA

- b. If applicable, briefly describe how a small overall student enrollment in the school system contributes to the likelihood that even a small number of students found eligible to participate in the alternate assessment would result in a participation rate in excess of 1.0 percent (Example: The total tested population is less than 300 and the total number of students participating in the alternate assessment is 3 or less.):

Applicable

- c. If applicable, briefly describe any other or additional justification of variables that may contribute to the school system's alternate assessment participation rate in excess of 1.0 percent:

Another factor in the excess rate of 1.0 percent is that the individual education program (IEP) team met to determine student's needs. It was decided within the IEP team that each of these students would need an alternate curriculum to learn and show growth in their educational plan. Each student consideration was based on accurate application of the standard deviation criteria allowed by the state.

2. By submitting this form, the school system assures that it is taking these required actions:

- ✓ The school system verifies that all students participating in the alternate assessment meet Louisiana's participation criteria.
- ✓ The school system verifies that any disproportionality in the percentage of students in any subgroup taking the alternate assessment will be addressed.

**Required Signatures\***

|  |  |                      |
|--|--|----------------------|
| <b>Special Education Director Signature*:</b><br>Lillian Holley <small>Digitally signed by Lillian Holley<br/>         Date: 2019.08.13 08:38:00 -05'00'</small> |  | <b>Date:</b> 8/13/19 |
| <b>Printed Name:</b> Lillian Holley  |  |                      |
| <b>Superintendent Signature*:</b><br>Mitch Downey <small>Digitally signed by Mitch Downey<br/>         Date: 2019.08.13 08:38:15 -05'00'</small>                 |  | <b>Date:</b> 8/13/19 |
| <b>Printed Name:</b> Mitch Downey  |  |                      |

\*Original signatures should be kept on file at the school system.

To submit this the justification form via email electronically click **email** .

To save the justification form as a PDF click **save** .

**SCHOOL SYSTEM ALTERNATE ASSESSMENT PARTICIPATION JUSTIFICATION**

The Department provided 2018-2019 school year alternate assessment data to school systems for review. If your school system assessed more than 1.0 percent of students on the alternate assessment in the 2018-2019 school year, LDOE anticipates that your school system will assess more than 1.0 percent of students on the alternate assessment in the 2019-2020 school year. School systems that exceed the 1.0 percent threshold must complete a justification and request a participation review. ESSA requires the Department to make these justifications publicly available, provided that it does not reveal personally identifiable information about an individual student.

**School System:**

Enter the percentage of students who participated in the alternate assessment during the 2018-2019 school year. This information was disseminated to your school system via FTP on or before July 19, 2019.

|                                  | Participation percentage for the 2018 – 2019 SY |
|----------------------------------|---|
| ELA: LEAP Connect Participation  | █ %   |
| Math: LEAP Connect Participation | █ %   |
| Science: LAA 1 Participation     | █ %   |

1. Explain why the school system exceeded an alternate assessment participation rate of 1.0 percent for the 2018-2019 school year. School systems must select **NA (not applicable)** or **Applicable** for each option below. **Applicable** must be chosen for at least one of the following and may be chosen for more than one of the following options:

a. If applicable, provide a brief description with supporting data that identifies specific programs or circumstances within the school system that may contribute to higher enrollments of students identified with significant cognitive disabilities that would result in an alternate assessment participation rate in excess of 1.0 percent. (Example: The school system has schools, community and/or health facilities that draw large numbers of students with significant cognitive disabilities.):

*N/A*

b. If applicable, briefly describe how a small overall student enrollment in the school system contributes to the likelihood that even a small number of students found eligible to participate in the alternate assessment would result in a participation rate in excess of 1.0 percent (Example: The total tested population is less than 300 and the total number of students participating in the alternate assessment is 3 or less.):

*N/A*

c. If applicable, briefly describe any other or additional justification of variables that may contribute to the school system’s alternate assessment participation rate in excess of 1.0 percent:



SDE criteria SWD that significantly impacts cognitive and/or adaptive behavior SD of 2.0 & 2.29 after 5th grade.

2. By submitting this form, the school system assures that it is taking these required actions:

The school system verifies that all students participating in the alternate assessment meet Louisiana's participation criteria.

The school system verifies that any disproportionality in the percentage of students in any subgroup taking the alternate assessment will be addressed.

**Required Signatures\***

|  |                      |
|--|----------------------|
| <b>Special Education Director Signature*:</b><br> | <b>Date:</b> 8/14/19 |
| <b>Printed Name:</b> Dr. Shelia Lockett  |                      |
| <b>Superintendent Signature*:</b><br>             | <b>Date:</b> 8/14/19 |
| <b>Printed Name:</b> Dr. T. Lamar Goree  |                      |

\*Original signatures should be kept on file at the school system.

To submit this the justification form via email electronically click

To save the justification form as a PDF click

**SCHOOL SYSTEM ALTERNATE ASSESSMENT PARTICIPATION JUSTIFICATION**

The Department provided 2018-2019 school year alternate assessment data to school systems for review. If your school system assessed more than 1.0 percent of students on the alternate assessment in the 2018-2019 school year, LDOE anticipates that your school system will assess more than 1.0 percent of students on the alternate assessment in the 2019-2020 school year. School systems that exceed the 1.0 percent threshold must complete a justification and request a participation review. ESSA requires the Department to make these justifications publicly available, provided that it does not reveal personally identifiable information about an individual student.

**School System:** Calcasieu Parish

Enter the percentage of students who participated in the alternate assessment during the 2018-2019 school year. This information was disseminated to your school system via FTP on or before July 19, 2019.

|  | Participation percentage for the 2018 – 2019 SY |   |
|--|---|---|
| <b>ELA: LEAP Connect</b><br>Participation  |   | % |
| <b>Math: LEAP Connect</b><br>Participation |   | % |
| <b>Science: LAA 1</b><br>Participation     |   | % |

1. Explain why the school system exceeded an alternate assessment participation rate of 1.0 percent for the 2018-2019 school year. **School systems must select NA (not applicable) or Applicable for each option below. Applicable must be chosen for at least one of the following and may be chosen for more than one of the following options:**

Applicable

a. **If applicable, provide a brief description with supporting data** that identifies specific programs or circumstances within the school system that may contribute to higher enrollments of students identified with significant cognitive disabilities that would result in an alternate assessment participation rate in excess of 1.0 percent. (Example: The school system has schools, community and/or health facilities that draw large numbers of students with significant cognitive disabilities.):

While 16% of students in Calc attend non-public and charter schools, students with significant disabilities are disproportionately represented in CPSB schools. Public charter schools support a fraction of students with significant disabilities (ID and AU) that CPSB schools serve. This significantly skews the percentages of LEAP connect students in CPSB schools. The data that supports this assertion can be found on the LDOE website under the 2017-18 Special Education Data Profile.

NA

b. **If applicable, briefly describe** how a small overall student enrollment in the school system contributes to the likelihood that even a small number of students found eligible to participate in the alternate assessment would result in a participation rate in excess of 1.0 percent (Example: The total tested population is less than 300 and the total number of students participating in the alternate assessment is 3 or less.):

Applicable

c. **If applicable, briefly describe any other or additional justification of variables** that may contribute to the school system's alternate assessment participation rate in excess of 1.0 percent:



When the LEAP Alternate Assessment criteria for students with ID-mild changed, more students became eligible. CPSB had 90 students with ID-Mild take the LEAP connect, 39% of our total special education students tested.



2. By submitting this form, the school system assures that it is taking these required actions:

- The school system verifies that all students participating in the alternate assessment meet Louisiana's participation criteria.
- The school system verifies that any disproportionality in the percentage of students in any subgroup taking the alternate assessment will be addressed.

**Required Signatures\***

|   |              |
|---|--------------|
| Special Education Director Signature*:<br> | Date: 8/1/19 |
| Printed Name: Micheal Hill (for Dr. Betty Washington)   |              |
| Superintendent Signature*:<br>             | Date: 8/9/19 |
| Printed Name: Karl Bruchhaus  |              |

\*Original signatures should be kept on file at the school system.

To submit this the justification form via email electronically click **email** .




To save the justification form as a PDF click **save** .

**SCHOOL SYSTEM ALTERNATE ASSESSMENT PARTICIPATION JUSTIFICATION**

The Department provided 2018-2019 school year alternate assessment data to school systems for review. If your school system assessed more than 1.0 percent of students on the alternate assessment in the 2018-2019 school year, LDOE anticipates that your school system will assess more than 1.0 percent of students on the alternate assessment in the 2019-2020 school year. School systems that exceed the 1.0 percent threshold must complete a justification and request a participation review. ESSA requires the Department to make these justifications publicly available, provided that it does not reveal personally identifiable information about an individual student.

**School System:** Caldwell Parish Schools

Enter the percentage of students who participated in the alternate assessment during the 2018-2019 school year. This information was disseminated to your school system via FTP on or before July 19, 2019.

|   | Participation percentage for the 2018 – 2019 SY                                      |
|---|--|
| <b>ELA:</b> LEAP Connect Participation  |  % |
| <b>Math:</b> LEAP Connect Participation |  % |
| <b>Science:</b> LAA 1 Participation     |  % |

1. Explain why the school system exceeded an alternate assessment participation rate of 1.0 percent for the 2018-2019 school year. **School systems must select NA (not applicable) or Applicable for each option below. Applicable must be chosen for at least one of the following and may be chosen for more than one of the following options:**

NA

- a. **If applicable, provide a brief description with supporting data** that identifies specific programs or circumstances within the school system that may contribute to higher enrollments of students identified with significant cognitive disabilities that would result in an alternate assessment participation rate in excess of 1.0 percent. (Example: The school system has schools, community and/or health facilities that draw large numbers of students with significant cognitive disabilities.):

Applicable

- b. **If applicable, briefly describe** how a small overall student enrollment in the school system contributes to the likelihood that even a small number of students found eligible to participate in the alternate assessment would result in a participation rate in excess of 1.0 percent (Example: The total tested population is less than 300 and the total number of students participating in the alternate assessment is 3 or less.):

The total number of students in Caldwell Parish that were assessed using LEAP Connect was 12. The total population of students assessed in the district was 801 and 791 in ELA and Math respectively. The small student enrollment size resulted in a higher percentage than 1.0 of students assessed using the LEAP Connect, even though only 12 students were found eligible to participate.

NA

- c. **If applicable, briefly describe any other or additional justification of variables** that may contribute to the school system’s alternate assessment participation rate in excess of 1.0 percent:

2. By submitting this form, the school system assures that it is taking these required actions:

- The school system verifies that all students participating in the alternate assessment meet Louisiana’s participation criteria.
- The school system verifies that any disproportionality in the percentage of students in any subgroup taking the alternate assessment will be addressed.

**Required Signatures\***

|  |                      |
|--|----------------------|
| <b>Special Education Director Signature*:</b> [Redacted] | <b>Date:</b> 8/14/19 |
| <b>Printed Name:</b> Rebekah Meredith                    |                      |
| <b>Superintendent Signature*:</b> [Redacted]             | <b>Date:</b> 8/14/19 |
| <b>Printed Name:</b> John Gullatt                        |                      |

\*Original signatures should be kept on file at the school system.

To submit this the justification form via email electronically click **email** .

To save the justification form as a PDF click **save** .

**SCHOOL SYSTEM ALTERNATE ASSESSMENT PARTICIPATION JUSTIFICATION**

The Department provided 2018-2019 school year alternate assessment data to school systems for review. If your school system assessed more than 1.0 percent of students on the alternate assessment in the 2018-2019 school year, LDOE anticipates that your school system will assess more than 1.0 percent of students on the alternate assessment in the 2019-2020 school year. School systems that exceed the 1.0 percent threshold must complete a justification and request a participation review. ESSA requires the Department to make these justifications publicly available, provided that it does not reveal personally identifiable information about an individual student.

**School System:**

Enter the percentage of students who participated in the alternate assessment during the 2018-2019 school year. This information was disseminated to your school system via FTP on or before July 19, 2019.

|   | Participation percentage for the 2018 – 2019 SY |   |
|---|---|---|
| <b>ELA:</b> LEAP Connect Participation  |   | % |
| <b>Math:</b> LEAP Connect Participation |   | % |
| <b>Science:</b> LAA 1 Participation     |   | % |

1. Explain why the school system exceeded an alternate assessment participation rate of 1.0 percent for the 2018-2019 school year. **School systems must select NA (not applicable) or Applicable for each option below. Applicable must be chosen for at least one of the following and may be chosen for more than one of the following options:**

N/A

- a. **If applicable, provide a brief description with supporting data that identifies specific programs or circumstances within the school system that may contribute to higher enrollments of students identified with significant cognitive disabilities that would result in an alternate assessment participation rate in excess of 1.0 percent.** (Example: The school system has schools, community and/or health facilities that draw large numbers of students with significant cognitive disabilities.):

N/A

- b. **If applicable, briefly describe how a small overall student enrollment in the school system contributes to the likelihood that even a small number of students found eligible to participate in the alternate assessment would result in a participation rate in excess of 1.0 percent** (Example: The total tested population is less than 300 and the total number of students participating in the alternate assessment is 3 or less.):

A **C**

- c. **If applicable, briefly describe any other or additional justification of variables that may contribute to the school system's alternate assessment participation rate in excess of 1.0 percent:**

There are two factors that are contributing to the excess of 1.0 percent of students on alternate assessment. The majority of the student who are assessed with alternate assessment has a classification of moderate or lower function at -2.5 standard deviation or greater in cognitive or adaptive functioning. There is also two families that live in the parish that has a large amount of children who are classified as mild/moderate or below and functioning significantly below their peers who make up a larger percent of the alternate assessed population (one family has 5 students and the other has 3 students).

2. By submitting this form, the school system assures that it is taking these required actions:

- ✓ The school system verifies that all students participating in the alternate assessment meet Louisiana's participation criteria.
- ✓ The school system verifies that any disproportionality in the percentage of students in any subgroup taking the alternate assessment will be addressed.

**Required Signatures\***

|  |                            |
|--|----------------------------|
| Special Education Director Signature*:<br><i>Barbara Moseley</i> | Date: <i>July 30, 2019</i> |
| Printed Name: <i>Barbara Moseley</i>                             |                            |
| Superintendent Signature*:<br><i>Ronald R. Lottan, Sr.</i>       | Date: <i>7/30/19</i>       |
| Printed Name: <i>Ronald R. Lottan, Sr.</i>                       |                            |

\*Original signatures should be kept on file at the school system.

To submit this the justification form via email electronically click




To save the justification form as a PDF click

**SCHOOL SYSTEM ALTERNATE ASSESSMENT PARTICIPATION JUSTIFICATION**

The Department provided 2018-2019 school year alternate assessment data to school systems for review. If your school system assessed more than 1.0 percent of students on the alternate assessment in the 2018-2019 school year, LDOE anticipates that your school system will assess more than 1.0 percent of students on the alternate assessment in the 2019-2020 school year. School systems that exceed the 1.0 percent threshold must complete a justification and request a participation review. ESSA requires the Department to make these justifications publicly available, provided that it does not reveal personally identifiable information about an individual student.

**School System:** Claiborne Parish

Enter the percentage of students who participated in the alternate assessment during the 2018-2019 school year. This information was disseminated to your school system via FTP on or before July 19, 2019.

|   | Participation percentage for the 2018 – 2019 SY                                      |
|---|--|
| <b>ELA:</b> LEAP Connect Participation  |  % |
| <b>Math:</b> LEAP Connect Participation |  % |
| <b>Science:</b> LAA 1 Participation     |  % |

1. Explain why the school system exceeded an alternate assessment participation rate of 1.0 percent for the 2018-2019 school year. **School systems must select NA (not applicable) or Applicable for each option below. Applicable must be chosen for at least one of the following and may be chosen for more than one of the following options:**

NA

- a. **If applicable, provide a brief description with supporting data** that identifies specific programs or circumstances within the school system that may contribute to higher enrollments of students identified with significant cognitive disabilities that would result in an alternate assessment participation rate in excess of 1.0 percent. (Example: The school system has schools, community and/or health facilities that draw large numbers of students with significant cognitive disabilities.):

Applicable

- b. **If applicable, briefly describe** how a small overall student enrollment in the school system contributes to the likelihood that even a small number of students found eligible to participate in the alternate assessment would result in a participation rate in excess of 1.0 percent (Example: The total tested population is less than 300 and the total number of students participating in the alternate assessment is 3 or less.):

The total tested population is 820 or less and the total number of participating in LEAP Connect is 10 or less. The LEAP Connect criteria was correctly applied and only students who qualified were assessed.

NA

- c. **If applicable, briefly describe any other or additional justification of variables** that may contribute to the school system’s alternate assessment participation rate in excess of 1.0 percent:

2. By submitting this form, the school system assures that it is taking these required actions:

- The school system verifies that all students participating in the alternate assessment meet Louisiana’s participation criteria.
- The school system verifies that any disproportionality in the percentage of students in any subgroup taking the alternate assessment will be addressed.

**Required Signatures\***

|   |                      |
|---|----------------------|
| <b>Special Education Director Signature*:</b> |                      |
|   | <b>Date:</b> 8/14/19 |
| <b>Printed Name:</b> Mary Prior               |                      |
| <b>Superintendent Signature*:</b>             |                      |
|   | <b>Date:</b> 8/14/19 |
| <b>Printed Name:</b> William Kennedy          |                      |

\*Original signatures should be kept on file at the school system.

To submit this the justification form via email electronically click **email** .

To save the justification form as a PDF click **save** .

**SCHOOL SYSTEM ALTERNATE ASSESSMENT PARTICIPATION JUSTIFICATION**

The Department provided 2018-2019 school year alternate assessment data to school systems for review. If your school system assessed more than 1.0 percent of students on the alternate assessment in the 2018-2019 school year, LDOE anticipates that your school system will assess more than 1.0 percent of students on the alternate assessment in the 2019-2020 school year. School systems that exceed the 1.0 percent threshold must complete a justification and request a participation review. ESSA requires the Department to make these justifications publicly available, provided that it does not reveal personally identifiable information about an individual student.

**School System:** Concordia

Enter the percentage of students who participated in the alternate assessment during the 2018-2019 school year. This information was disseminated to your school system via FTP on or before July 19, 2019.

|                                  | Participation percentage for the 2018 – 2019 SY |   |
|----------------------------------|---|---|
| ELA: LEAP Connect Participation  |   | % |
| Math: LEAP Connect Participation |   | % |
| Science: LAA 1 Participation     |   | % |

1. Explain why the school system exceeded an alternate assessment participation rate of 1.0 percent for the 2018-2019 school year. **School systems must select NA (not applicable) or Applicable for each option below. Applicable must be chosen for at least one of the following and may be chosen for more than one of the following options:**

Applicable

- a. **If applicable, provide a brief description with supporting data** that identifies specific programs or circumstances within the school system that may contribute to higher enrollments of students identified with significant cognitive disabilities that would result in an alternate assessment participation rate in excess of 1.0 percent. (Example: The school system has schools, community and/or health facilities that draw large numbers of students with significant cognitive disabilities.):

The town of Vidalia, Louisiana in the Concordia Parish School System is located on the Mississippi/Louisiana state border. When reviewing the data, the incidence rate of Alternative Assessment eligibility is approximately twice the rate of neighboring towns in Concordia. Consequently, it has been observed that several students from the neighboring state are enrolling in the Vidalia School System resulting in a higher incidence of Alternate Assessments.

NA

- b. **If applicable, briefly describe** how a small overall student enrollment in the school system contributes to the likelihood that even a small number of students found eligible to participate in the alternate assessment would result in a participation rate in excess of 1.0 percent (Example: The total tested population is less than 300 and the total number of students participating in the alternate assessment is 3 or less.):

NA



- c. **If applicable, briefly describe any other or additional justification of variables** that may contribute to the school system's alternate assessment participation rate in excess of 1.0 percent:



2. By submitting this form, the school system assures that it is taking these required actions:

- ✓ The school system verifies that all students participating in the alternate assessment meet Louisiana's participation criteria.
- ✓ The school system verifies that any disproportionality in the percentage of students in any subgroup taking the alternate assessment will be addressed.

**Required Signatures\***

|  |                      |
|--|----------------------|
| <b>Special Education Director Signature*:</b><br> | <b>Date:</b> 8-12-19 |
| <b>Printed Name:</b> Mary Huhn   |                      |
| <b>Superintendent Signature*:</b><br>             | <b>Date:</b> 8/12/19 |
| <b>Printed Name:</b> Whest Shirley   |                      |

\*Original signatures should be kept on file at the school system.

To submit this the justification form via email electronically click

To save the justification form as a PDF click

**SCHOOL SYSTEM ALTERNATE ASSESSMENT PARTICIPATION JUSTIFICATION**

The Department provided 2018-2019 school year alternate assessment data to school systems for review. If your school system assessed more than 1.0 percent of students on the alternate assessment in the 2018-2019 school year, LDOE anticipates that your school system will assess more than 1.0 percent of students on the alternate assessment in the 2019-2020 school year. School systems that exceed the 1.0 percent threshold must complete a justification and request a participation review. ESSA requires the Department to make these justifications publicly available, provided that it does not reveal personally identifiable information about an individual student.

School System: **DeSoto Parish Schools**

Enter the percentage of students who participated in the alternate assessment during the 2018-2019 school year. This information was disseminated to your school system via FTP on or before July 19, 2019.

|                                  | Participation percentage for the 2018 – 2019 SY |   |
|----------------------------------|---|---|
| ELA: LEAP Connect Participation  |   | % |
| Math: LEAP Connect Participation |   | % |
| Science: LAA 1 Participation     |   | % |

1. Explain why the school system exceeded an alternate assessment participation rate of 1.0 percent for the 2018-2019 school year. **School systems must select NA (not applicable) or Applicable for each option below. Applicable must be chosen for at least one of the following and may be chosen for more than one of the following options:**

NA

a. **If applicable, provide a brief description with supporting data** that identifies specific programs or circumstances within the school system that may contribute to higher enrollments of students identified with significant cognitive disabilities that would result in an alternate assessment participation rate in excess of 1.0 percent. (Example: The school system has schools, community and/or health facilities that draw large numbers of students with significant cognitive disabilities.):

[Redacted]

NA

b. **If applicable, briefly describe** how a small overall student enrollment in the school system contributes to the likelihood that even a small number of students found eligible to participate in the alternate assessment would result in a participation rate in excess of 1.0 percent (Example: The total tested population is less than 300 and the total number of students participating in the alternate assessment is 3 or less.):

[Redacted]

Applicable

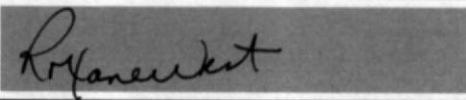
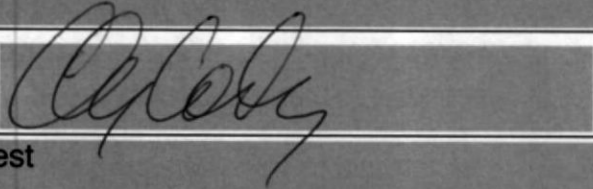
c. **If applicable, briefly describe any other or additional justification of variables** that may contribute to the school system's alternate assessment participation rate in excess of 1.0 percent:

The student's data presented in the evaluation reports are consistent with the assessment needs of the students in accessing the appropriate curriculum for academic success.

2. By submitting this form, the school system assures that it is taking these required actions:

- The school system verifies that all students participating in the alternate assessment meet Louisiana's participation criteria.
- The school system verifies that any disproportionality in the percentage of students in any subgroup taking the alternate assessment will be addressed.

**Required Signatures\***

|  |   |       |           |
|--|---|-------|-----------|
| Special Education Director Signature*: |   | Date: | 8/13/2019 |
| Printed Name:                          | Roxane West   |       |           |
| Superintendent Signature*:             |  | Date: | 8/13/2019 |
| Printed Name:                          | Roxane West   |       |           |

\*Original signatures should be kept on file at the school system.

To submit this the justification form via email electronically click **email** .




To save the justification form as a PDF click **save** .

**SCHOOL SYSTEM ALTERNATE ASSESSMENT PARTICIPATION JUSTIFICATION**

The Department provided 2018-2019 school year alternate assessment data to school systems for review. If your school system assessed more than 1.0 percent of students on the alternate assessment in the 2018-2019 school year, LDOE anticipates that your school system will assess more than 1.0 percent of students on the alternate assessment in the 2019-2020 school year. School systems that exceed the 1.0 percent threshold must complete a justification and request a participation review. ESSA requires the Department to make these justifications publicly available, provided that it does not reveal personally identifiable information about an individual student.

**School System:** East Baton Rouge Parish School System

Enter the percentage of students who participated in the alternate assessment during the 2018-2019 school year. This information was disseminated to your school system via FTP on or before July 19, 2019.

|   | Participation percentage for the 2018 – 2019 SY                                      |
|---|--|
| <b>ELA:</b> LEAP Connect Participation  |  % |
| <b>Math:</b> LEAP Connect Participation |  % |
| <b>Science:</b> LAA 1 Participation     |  % |

1. Explain why the school system exceeded an alternate assessment participation rate of 1.0 percent for the 2018-2019 school year. **School systems must select NA (not applicable) or Applicable for each option below. Applicable must be chosen for at least one of the following and may be chosen for more than one of the following options:**

Applicable

- a. **If applicable, provide a brief description with supporting data** that identifies specific programs or circumstances within the school system that may contribute to higher enrollments of students identified with significant cognitive disabilities that would result in an alternate assessment participation rate in excess of 1.0 percent. (Example: The school system has schools, community and/or health facilities that draw large numbers of students with significant cognitive disabilities.):

The school system has schools, community and/ or health facilities that draw large numbers of students with significant cognitive disabilities. It is also the second largest urban district in the state.

NA

- b. **If applicable, briefly describe** how a small overall student enrollment in the school system contributes to the likelihood that even a small number of students found eligible to participate in the alternate assessment would result in a participation rate in excess of 1.0 percent (Example: The total tested population is less than 300 and the total number of students participating in the alternate assessment is 3 or less.):



NA

- c. **If applicable, briefly describe any other or additional justification of variables** that may contribute to the school system’s alternate assessment participation rate in excess of 1.0 percent:

2. By submitting this form, the school system assures that it is taking these required actions:

- The school system verifies that all students participating in the alternate assessment meet Louisiana’s participation criteria.
- The school system verifies that any disproportionality in the percentage of students in any subgroup taking the alternate assessment will be addressed.

**Required Signatures\***

|  |                      |
|--|----------------------|
| <b>Special Education Director Signature*:</b>  | <b>Date:</b> 8/14/19 |
| <b>Printed Name:</b> Elizabeth Taylor- Chapman   |                      |
| <b>Superintendent Signature*:</b>              | <b>Date:</b> 8/14/19 |
| <b>Printed Name:</b> Warren Drake  |                      |

\*Original signatures should be kept on file at the school system.

To submit this the justification form via email electronically click [email](#) .

To save the justification form as a PDF click [save](#) .

**SCHOOL SYSTEM ALTERNATE ASSESSMENT PARTICIPATION JUSTIFICATION**

The Department provided 2018-2019 school year alternate assessment data to school systems for review. If your school system assessed more than 1.0 percent of students on the alternate assessment in the 2018-2019 school year, LDOE anticipates that your school system will assess more than 1.0 percent of students on the alternate assessment in the 2019-2020 school year. School systems that exceed the 1.0 percent threshold must complete a justification and request a participation review. ESSA requires the Department to make these justifications publicly available, provided that it does not reveal personally identifiable information about an individual student.

**School System:**

Enter the percentage of students who participated in the alternate assessment during the 2018-2019 school year. This information was disseminated to your school system via FTP on or before July 19, 2019.

|                                  | Participation percentage for the 2018-2019 SY |
|----------------------------------|---|
| ELA: LEAP Connect Participation  |   |
| Math: LEAP Connect Participation |   |
| Science: LAA 1 Participation     |   |

1. Explain why the school system exceeded an alternate assessment participation rate of 1.0 percent for the 2018- 2019 school year. **School systems must select NA (not applicable) or Applicable for each option below. Applicable must be chosen for at least one of the following and may be chosen for more than one of the following options:**

NA

- a. **If applicable, provide a brief description with supporting data that identifies specific programs or circumstances within the school system that may contribute to higher enrollments of students identified with significant cognitive disabilities that would result in an alternate assessment participation rate in excess of 1.0 percent. (Example: The school system has schools, community and/or health facilities that draw large numbers of students with significant cognitive disabilities.):**

NA

- b. **If applicable, briefly describe how a small overall student enrollment in the school system contributes to the likelihood that even a small number of students found eligible to participate in the alternate assessment would result in a participation rate in excess of 1.0 percent (Example: The total tested population is less than 300 and the total number of students participating in the alternate assessment is 3 or less.):**

The total tested population is less than 20 students participating in the alternate assessment. The student population is 100% black.

NA

- c. **If applicable, briefly describe any other or additional justification of variables that may contribute to the school system's alternate assessment participation rate in excess of 1.0 percent:**

The East Carroll School system's alternate assessment participation rate is high, due to the community being in a low poverty zone area, which increases the economically disadvantage for most families in the parish.

2. By submitting this form, the school system assures that it is taking these required actions:

The school system verifies that all students participating in the alternate assessment meet Louisiana's participation criteria.

The school system verifies that any disproportionality in the percentage of students in any subgroup taking the alternate assessment will be addressed.

**Required Signatures\***

|  |
|--|
| <p><b>Special Education Director Signature<sup>5</sup></b></p> <p>_____ <b>Date:</b></p> <p><b>Printed Name:</b> _____</p> <p><b>Superintendent Signature*</b></p> <p>_____ <b>Date:</b></p> <p><b>Printed Name:</b> _____</p> |
|--|

<sup>5</sup>Original signatures should be kept on file at the school system.




To submit this the justification form via email electronically click **email** . To save the justification form as a PDF click **save** .

**SCHOOL SYSTEM ALTERNATE ASSESSMENT PARTICIPATION JUSTIFICATION**

The Department provided 2018-2019 school year alternate assessment data to school systems for review. If your school system assessed more than 1.0 percent of students on the alternate assessment in the 2018-2019 school year, LDOE anticipates that your school system will assess more than 1.0 percent of students on the alternate assessment in the 2019-2020 school year. School systems that exceed the 1.0 percent threshold must complete a justification and request a participation review. ESSA requires the Department to make these justifications publicly available, provided that it does not reveal personally identifiable information about an individual student.

**School System:** Evangeline Parish

Enter the percentage of students who participated in the alternate assessment during the 2018-2019 school year. This information was disseminated to your school system via FTP on or before July 19, 2019.

|   | Participation percentage for the 2018 – 2019 SY                                      |
|---|--|
| <b>ELA:</b> LEAP Connect Participation  |  % |
| <b>Math:</b> LEAP Connect Participation |  % |
| <b>Science:</b> LAA 1 Participation     |  % |

1. Explain why the school system exceeded an alternate assessment participation rate of 1.0 percent for the 2018-2019 school year. **School systems must select NA (not applicable) or Applicable for each option below. Applicable must be chosen for at least one of the following and may be chosen for more than one of the following options:**


NA

- a. **If applicable, provide a brief description with supporting data** that identifies specific programs or circumstances within the school system that may contribute to higher enrollments of students identified with significant cognitive disabilities that would result in an alternate assessment participation rate in excess of 1.0 percent. (Example: The school system has schools, community and/or health facilities that draw large numbers of students with significant cognitive disabilities.):



NA

- b. **If applicable, briefly describe** how a small overall student enrollment in the school system contributes to the likelihood that even a small number of students found eligible to participate in the alternate assessment would result in a participation rate in excess of 1.0 percent (Example: The total tested population is less than 300 and the total number of students participating in the alternate assessment is 3 or less.):



Applicable

- c. **If applicable, briefly describe any other or additional justification of variables** that may contribute to the school system’s alternate assessment participation rate in excess of 1.0 percent:



There is a high incidence of students with disabilities in the district as evidenced by MFP data. Percentage 16.5%



2. By submitting this form, the school system assures that it is taking these required actions:

- The school system verifies that all students participating in the alternate assessment meet Louisiana’s participation criteria.
- The school system verifies that any disproportionality in the percentage of students in any subgroup taking the alternate assessment will be addressed.

**Required Signatures\***

|  |                     |
|--|---------------------|
| <b>Special Education Director Signature*:</b><br> | <b>Date:</b> 8/7/19 |
| <b>Printed Name:</b> Kelli Lafleur   |                     |
| <b>Superintendent Signature*:</b><br>            | <b>Date:</b> 8/8/19 |
| <b>Printed Name:</b> Darwan Lazard   |                     |

\*Original signatures should be kept on file at the school system.

To submit this the justification form via email electronically click **email** .

To save the justification form as a PDF click **save** .

**SCHOOL SYSTEM ALTERNATE ASSESSMENT PARTICIPATION JUSTIFICATION**

The Department provided 2018-2019 school year alternate assessment data to school systems for review. If your school system assessed more than 1.0 percent of students on the alternate assessment in the 2018-2019 school year, LDOE anticipates that your school system will assess more than 1.0 percent of students on the alternate assessment in the 2019-2020 school year. School systems that exceed the 1.0 percent threshold must complete a justification and request a participation review. ESSA requires the Department to make these justifications publicly available, provided that it does not reveal personally identifiable information about an individual student.

**School System:**

Enter the percentage of students who participated in the alternate assessment during the 2018-2019 school year. This information was disseminated to your school system via FTP on or before July 19, 2019.

|                                  | Participation percentage for the 2018 – 2019 SY |   |
|----------------------------------|---|---|
| ELA: LEAP Connect Participation  |   | % |
| Math: LEAP Connect Participation |   | % |
| Science: LAA 1 Participation     |   | % |

1. Explain why the school system exceeded an alternate assessment participation rate of 1.0 percent for the 2018-2019 school year. **School systems must select NA (not applicable) or Applicable for each option below. Applicable must be chosen for at least one of the following and may be chosen for more than one of the following options:**

a. **If applicable, provide a brief description with supporting data that identifies specific programs or circumstances within the school system that may contribute to higher enrollments of students identified with significant cognitive disabilities that would result in an alternate assessment participation rate in excess of 1.0 percent. (Example: The school system has schools, community and/or health facilities that draw large numbers of students with significant cognitive disabilities.):**

NA

b. **If applicable, briefly describe how a small overall student enrollment in the school system contributes to the likelihood that even a small number of students found eligible to participate in the alternate assessment would result in a participation rate in excess of 1.0 percent (Example: The total tested population is less than 300 and the total number of students participating in the alternate assessment is 3 or less.):**

NA

c. **If applicable, briefly describe any other or additional justification of variables that may contribute to the school system's alternate assessment participation rate in excess of 1.0 percent:**

The school district is large in north to south span and is very rural. There are a number of charter, private, and parochial schools which significantly draw from the already small public school system with a higher ratio of students with severe disabilities.

2. By submitting this form, the school system assures that it is taking these required actions:

The school system verifies that all students participating in the alternate assessment meet Louisiana's participation criteria.

The school system verifies that any disproportionality in the percentage of students in any subgroup taking the alternate assessment will be addressed.

**Required Signatures\***

|   |  |                      |
|---|--|----------------------|
| Special Education Director Signature*:<br><i>Barbara McGuffee</i> |  | Date: <i>8/13/19</i> |
| Printed Name: <i>Barbara McGuffee</i>                             |  |                      |
| Superintendent Signature*:<br><i>Lanny Johnson</i>                |  | Date: <i>8/13/19</i> |
| Printed Name: <i>Dr. Lanny Johnson</i>                            |  |                      |

\*Original signatures should be kept on file at the school system.

To submit this the justification form via email electronically click




To save the justification form as a PDF click

**SCHOOL SYSTEM ALTERNATE ASSESSMENT PARTICIPATION JUSTIFICATION**

The Department provided 2018-2019 school year alternate assessment data to school systems for review. If your school system assessed more than 1.0 percent of students on the alternate assessment in the 2018-2019 school year, LDOE anticipates that your school system will assess more than 1.0 percent of students on the alternate assessment in the 2019-2020 school year. School systems that exceed the 1.0 percent threshold must complete a justification and request a participation review. ESSA requires the Department to make these justifications publicly available, provided that it does not reveal personally identifiable information about an individual student.

**School System:** Iberville Parish Schools

Enter the percentage of students who participated in the alternate assessment during the 2018-2019 school year. This information was disseminated to your school system via FTP on or before July 19, 2019.

|   | Participation percentage for the 2018 – 2019 SY                                      |
|---|--|
| <b>ELA:</b> LEAP Connect Participation  |  % |
| <b>Math:</b> LEAP Connect Participation |  % |
| <b>Science:</b> LAA 1 Participation     |  % |

1. Explain why the school system exceeded an alternate assessment participation rate of 1.0 percent for the 2018-2019 school year. **School systems must select NA (not applicable) or Applicable for each option below. Applicable must be chosen for at least one of the following and may be chosen for more than one of the following options:**

NA

- a. **If applicable, provide a brief description with supporting data** that identifies specific programs or circumstances within the school system that may contribute to higher enrollments of students identified with significant cognitive disabilities that would result in an alternate assessment participation rate in excess of 1.0 percent. (Example: The school system has schools, community and/or health facilities that draw large numbers of students with significant cognitive disabilities.):

[Redacted area for response a]

NA

- b. **If applicable, briefly describe** how a small overall student enrollment in the school system contributes to the likelihood that even a small number of students found eligible to participate in the alternate assessment would result in a participation rate in excess of 1.0 percent (Example: The total tested population is less than 300 and the total number of students participating in the alternate assessment is 3 or less.):

[Redacted area for response b]

Applicable



- c. **If applicable, briefly describe any other or additional justification of variables** that may contribute to the school system’s alternate assessment participation rate in excess of 1.0 percent:

It has been found that all students whose files were reviewed, as well as all students who took the alternative assessments, met state criteria for the assessment. We have two families of students who have significant cognitive disabilities. Those students are 5 out of our total of 25 students taking the alternative assessment. 2 brothers have severe autism in one family. In the other

2. By submitting this form, the school system assures that it is taking these required actions:

- The school system verifies that all students participating in the alternate assessment meet Louisiana’s participation criteria.
- The school system verifies that any disproportionality in the percentage of students in any subgroup taking the alternate assessment will be addressed.

**Required Signatures\***

|   |                       |
|---|-----------------------|
| <b>Special Education Director Signature*:</b>  | <b>Date:</b> 08/09/19 |
| <b>Printed Name:</b> Pamela Moore   |                       |
| <b>Superintendent Signature*:</b>             | <b>Date:</b> 8/09/19  |
| <b>Printed Name:</b> Arthur Joffrion  |                       |

\*Original signatures should be kept on file at the school system.

To submit this the justification form via email electronically click **email** .

To save the justification form as a PDF click **save** .

**SCHOOL SYSTEM ALTERNATE ASSESSMENT PARTICIPATION JUSTIFICATION**

The Department provided 2018-2019 school year alternate assessment data to school systems for review. If your school system assessed more than 1.0 percent of students on the alternate assessment in the 2018-2019 school year, LDOE anticipates that your school system will assess more than 1.0 percent of students on the alternate assessment in the 2019-2020 school year. School systems that exceed the 1.0 percent threshold must complete a justification and request a participation review. ESSA requires the Department to make these justifications publicly available, provided that it does not reveal personally identifiable information about an individual student.

School System: Jefferson Parish Schools

Enter the percentage of students who participated in the alternate assessment during the 2018-2019 school year. This information was disseminated to your school system via FTP on or before July 19, 2019.

|                                  | Participation percentage for the 2018 – 2019 SY |
|----------------------------------|---|
| ELA: LEAP Connect Participation  | [REDACTED] %                                    |
| Math: LEAP Connect Participation | [REDACTED] %                                    |
| Science: LAA 1 Participation     | [REDACTED] %                                    |

1. Explain why the school system exceeded an alternate assessment participation rate of 1.0 percent for the 2018-2019 school year. School systems must select NA (not applicable) or Applicable for each option below. Applicable must be chosen for at least one of the following and may be chosen for more than one of the following options:

Applicable

- a. If applicable, provide a brief description with supporting data that identifies specific programs or circumstances within the school system that may contribute to higher enrollments of students identified with significant cognitive disabilities that would result in an alternate assessment participation rate in excess of 1.0 percent. (Example: The school system has schools, community and/or health facilities that draw large numbers of students with significant cognitive disabilities.):

Jefferson Parish has the largest student population in the state of Louisiana, including the state's largest special education population. LEAP Connect/LAA 1 was developed for students with the most significant cognitive disabilities, and consequently, only students who meet these criteria are assigned to participate in this assessment. Also, the school system has schools and communities that draw large numbers of students with significant cognitive disabilities.

NA

- b. If applicable, briefly describe how a small overall student enrollment in the school system contributes to the likelihood that even a small number of students found eligible to participate in the alternate assessment would result in a participation rate in excess of 1.0 percent (Example: The total tested population is less than 300 and the total number of students participating in the alternate assessment is 3 or less.):

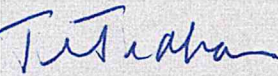

NA

- c. If applicable, briefly describe any other or additional justification of variables that may contribute to the school system's alternate assessment participation rate in excess of 1.0 percent:

2. By submitting this form, the school system assures that it is taking these required actions:

- The school system verifies that all students participating in the alternate assessment meet Louisiana's participation criteria.
- The school system verifies that any disproportionality in the percentage of students in any subgroup taking the alternate assessment will be addressed.

**Required Signatures\***

|  |               |
|--|---------------|
| Special Education Director Signature*:  | Date: 8/14/19 |
| Printed Name: Terri Trahan   |               |
| Superintendent Signature*:              | Date: 8/14/19 |
| Printed Name: Dr. Cade Brumley   |               |

\*Original signatures should be kept on file at the school system.

To submit this the justification form via email electronically click **email** .

To save the justification form as a PDF click **save** .

**SCHOOL SYSTEM ALTERNATE ASSESSMENT PARTICIPATION JUSTIFICATION**

The Department provided 2018-2019 school year alternate assessment data to school systems for review. If your school system assessed more than 1.0 percent of students on the alternate assessment in the 2018-2019 school year, LDOE anticipates that your school system will assess more than 1.0 percent of students on the alternate assessment in the 2019-2020 school year. School systems that exceed the 1.0 percent threshold must complete a justification and request a participation review. ESSA requires the Department to make these justifications publicly available, provided that it does not reveal personally identifiable information about an individual student.

**School System: JEFFERSON DAVIS PARISH SCHOOL SYSTEM 026**

Enter the percentage of students who participated in the alternate assessment during the 2018-2019 school year. This information was disseminated to your school system via FTP on or before July 19, 2019.

|                                  | Participation percentage for the 2018 – 2019 SY |   |
|----------------------------------|---|---|
| ELA: LEAP Connect Participation  |   | % |
| Math: LEAP Connect Participation |   | % |
| Science: LAA 1 Participation     |   | % |

1. Explain why the school system exceeded an alternate assessment participation rate of 1.0 percent for the 2018-2019 school year. School systems must select **NA (not applicable)** or **Applicable** for each option below. **Applicable** must be chosen for at least one of the following and may be chosen for more than one of the following options:

a. If applicable, provide a brief description with supporting data that identifies specific programs or circumstances within the school system that may contribute to higher enrollments of students identified with significant cognitive disabilities that would result in an alternate assessment participation rate in excess of 1.0 percent. (Example: The school system has schools, community and/or health facilities that draw large numbers of students with significant cognitive disabilities.):

b. If applicable, briefly describe how a small overall student enrollment in the school system contributes to the likelihood that even a small number of students found eligible to participate in the alternate assessment would result in a participation rate in excess of 1.0 percent (Example: The total tested population is less than 300 and the total number of students participating in the alternate assessment is 3 or less.):

c. If applicable, briefly describe any other or additional justification of variables that may contribute to the school system's alternate assessment participation rate in excess of 1.0 percent:

The eligibility criteria allowed for adaptive scores to qualify students for the 2018-2019 school year. We have 6 students in the district who are being re-evaluated to determine cognitive scores. The total tested population was 2813 student taking the ELA test and 34 students took the ELA LEAP Connect test. That is a difference of 4 students taking the Alternate Assessment putting the District over 1.0%. In Math a total of 2791 students took the test & 33 took Math LEAP Connect. That is a difference of 3 students putting the District over 1.0% We reviewed the subgroups and did not find significant disproportionality.

NA

NA

Applicable



2. By submitting this form, the school system assures that it is taking these required actions:

- ✓ The school system verifies that all students participating in the alternate assessment meet Louisiana's participation criteria.
- ✓ The school system verifies that any disproportionality in the percentage of students in any subgroup taking the alternate assessment will be addressed.

**Required Signatures\***

|   |  |              |
|---|--|--------------|
| Special Education Director Signature*:<br><i>Linda Fonger</i> |  | Date: 8/7/19 |
| Printed Name: Linda Fonger                                    |  |              |
| Superintendent Signature*:<br><i>Kirk Credeur</i>             |  | Date: 8/7/19 |
| Printed Name: Kirk Credeur                                    |  |              |

\*Original signatures should be kept on file at the school system.

To submit this the justification form via email electronically click **email** .

To save the justification form as a PDF click **save** .

**SCHOOL SYSTEM ALTERNATE ASSESSMENT PARTICIPATION JUSTIFICATION**

The Department provided 2018-2019 school year alternate assessment data to school systems for review. If your school system assessed more than 1.0 percent of students on the alternate assessment in the 2018-2019 school year, LDOE anticipates that your school system will assess more than 1.0 percent of students on the alternate assessment in the 2019-2020 school year. School systems that exceed the 1.0 percent threshold must complete a justification and request a participation review. ESSA requires the Department to make these justifications publicly available, provided that it does not reveal personally identifiable information about an individual student.

**School System:** [REDACTED]

Enter the percentage of students who participated in the alternate assessment during the 2018-2019 school year. This information was disseminated to your school system via FTP on or before July 19, 2019.

|   | <b>Participation percentage for the 2018 – 2019 SY</b> |   |
|---|--|---|
| <b>ELA: LEAP Connect Participation</b>  | [REDACTED]   | % |
| <b>Math: LEAP Connect Participation</b> | [REDACTED]   | % |
| <b>Science: LAA 1 Participation</b>     | [REDACTED]   | % |

1. Explain why the school system exceeded an alternate assessment participation rate of 1.0 percent for the 2018-2019 school year. **School systems must select NA (not applicable) or Applicable for each option below. Applicable must be chosen for at least one of the following and may be chosen for more than one of the following options:**

- a. **If applicable, provide a brief description with supporting data** that identifies specific programs or circumstances within the school system that may contribute to higher enrollments of students identified with significant cognitive disabilities that would result in an alternate assessment participation rate in excess of 1.0 percent. (Example: The school system has schools, community and/or health facilities that draw large numbers of students with significant cognitive disabilities.):

[REDACTED]

- b. **If applicable, briefly describe** how a small overall student enrollment in the school system contributes to the likelihood that even a small number of students found eligible to participate in the alternate assessment would result in a participation rate in excess of 1.0 percent (Example: The total tested population is less than 300 and the total number of students participating in the alternate assessment is 3 or less.):

[REDACTED]







- c. **If applicable, briefly describe any other or additional justification of variables** that may contribute to the school system's alternate assessment participation rate in excess of 1.0 percent:

[REDACTED]

2. By submitting this form, the school system assures that it is taking these required actions:

- The school system verifies that all students participating in the alternate assessment meet Louisiana’s participation criteria.
- The school system verifies that any disproportionality in the percentage of students in any subgroup taking the alternate assessment will be addressed.

**Required Signatures\***

|  |  |
|--|--|
| <b>Special Education Director Signature*:</b>  | <b>Date:</b>  |
| <b>Printed Name:</b>                           |  |
| <b>Superintendent Signature*:</b>              | <b>Date:</b>  |
| <b>Printed Name:</b>                          |  |

\*Original signatures should be kept on file at the school system.

To submit this the justification form via email electronically click **email** .




To save the justification form as a PDF click **save** .

**SCHOOL SYSTEM ALTERNATE ASSESSMENT PARTICIPATION JUSTIFICATION**

The Department provided 2018-2019 school year alternate assessment data to school systems for review. If your school system assessed more than 1.0 percent of students on the alternate assessment in the 2018-2019 school year, LDOE anticipates that your school system will assess more than 1.0 percent of students on the alternate assessment in the 2019-2020 school year. School systems that exceed the 1.0 percent threshold must complete a justification and request a participation review. ESSA requires the Department to make these justifications publicly available, provided that it does not reveal personally identifiable information about an individual student.

**School System:** Lafourche

Enter the percentage of students who participated in the alternate assessment during the 2018-2019 school year. This information was disseminated to your school system via FTP on or before July 19, 2019.

|   | Participation percentage for the 2018 – 2019 SY                                      |
|---|--|
| <b>ELA:</b> LEAP Connect Participation  |  % |
| <b>Math:</b> LEAP Connect Participation |  % |
| <b>Science:</b> LAA 1 Participation     |  % |

1. Explain why the school system exceeded an alternate assessment participation rate of 1.0 percent for the 2018-2019 school year. **School systems must select NA (not applicable) or Applicable for each option below. Applicable must be chosen for at least one of the following and may be chosen for more than one of the following options:**

Applicable

- a. **If applicable, provide a brief description with supporting data** that identifies specific programs or circumstances within the school system that may contribute to higher enrollments of students identified with significant cognitive disabilities that would result in an alternate assessment participation rate in excess of 1.0 percent. (Example: The school system has schools, community and/or health facilities that draw large numbers of students with significant cognitive disabilities.):

LPSD has group home facilities that draw larger numbers of students with significant disabilities.

NA

- b. **If applicable, briefly describe** how a small overall student enrollment in the school system contributes to the likelihood that even a small number of students found eligible to participate in the alternate assessment would result in a participation rate in excess of 1.0 percent (Example: The total tested population is less than 300 and the total number of students participating in the alternate assessment is 3 or less.):

NA

- c. **If applicable, briefly describe any other or additional justification of variables** that may contribute to the school system’s alternate assessment participation rate in excess of 1.0 percent:

2. By submitting this form, the school system assures that it is taking these required actions:

- The school system verifies that all students participating in the alternate assessment meet Louisiana’s participation criteria.
- The school system verifies that any disproportionality in the percentage of students in any subgroup taking the alternate assessment will be addressed.

**Required Signatures\***

|   |                      |
|---|----------------------|
| <b>Special Education Director Signature*:</b> |                      |
|   | <b>Date:</b> 8/2/19  |
| <b>Printed Name:</b> Daphne Jones             |                      |
| <b>Superintendent Signature*:</b>             |                      |
|   | <b>Date:</b> 8/12/19 |
| <b>Printed Name:</b> Jarod Martin             |                      |

\*Original signatures should be kept on file at the school system.

To submit this the justification form via email electronically click [email](#) .




To save the justification form as a PDF click [save](#) .

**SCHOOL SYSTEM ALTERNATE ASSESSMENT PARTICIPATION JUSTIFICATION**

The Department provided 2018-2019 school year alternate assessment data to school systems for review. If your school system assessed more than 1.0 percent of students on the alternate assessment in the 2018-2019 school year, LDOE anticipates that your school system will assess more than 1.0 percent of students on the alternate assessment in the 2019-2020 school year. School systems that exceed the 1.0 percent threshold must complete a justification and request a participation review. ESSA requires the Department to make these justifications publicly available, provided that it does not reveal personally identifiable information about an individual student.

**School System:** LaSalle

Enter the percentage of students who participated in the alternate assessment during the 2018-2019 school year. This information was disseminated to your school system via FTP on or before July 19, 2019.

|   | Participation percentage for the 2018 – 2019 SY                                      |
|---|--|
| <b>ELA:</b> LEAP Connect Participation  |  % |
| <b>Math:</b> LEAP Connect Participation |  % |
| <b>Science:</b> LAA 1 Participation     |  % |

1. Explain why the school system exceeded an alternate assessment participation rate of 1.0 percent for the 2018-2019 school year. **School systems must select NA (not applicable) or Applicable for each option below. Applicable must be chosen for at least one of the following and may be chosen for more than one of the following options:**

NA

- a. **If applicable, provide a brief description with supporting data** that identifies specific programs or circumstances within the school system that may contribute to higher enrollments of students identified with significant cognitive disabilities that would result in an alternate assessment participation rate in excess of 1.0 percent. (Example: The school system has schools, community and/or health facilities that draw large numbers of students with significant cognitive disabilities.):

[Redacted area for response to option a]

NA

- b. **If applicable, briefly describe** how a small overall student enrollment in the school system contributes to the likelihood that even a small number of students found eligible to participate in the alternate assessment would result in a participation rate in excess of 1.0 percent (Example: The total tested population is less than 300 and the total number of students participating in the alternate assessment is 3 or less.):

[Redacted area for response to option b]

Applicable

- c. **If applicable, briefly describe any other or additional justification of variables** that may contribute to the school system’s alternate assessment participation rate in excess of 1.0 percent:

LaSalle Parish is a small, rural district that consists of a high rate of economically disadvantaged students (Total student population of 2481, with 58% qualifying as economically disadvantaged). In addition, with the expansion of the eligibility criteria in 2014, an increased number of students were determined to be eligible for participation in the alternate assessment.

2. By submitting this form, the school system assures that it is taking these required actions:

- The school system verifies that all students participating in the alternate assessment meet Louisiana’s participation criteria.
- The school system verifies that any disproportionality in the percentage of students in any subgroup taking the alternate assessment will be addressed.

**Required Signatures\***

|  |                      |
|--|----------------------|
| <b>Special Education Director Signature*:</b> [Redacted] | <b>Date:</b> 8/14/19 |
| <b>Printed Name:</b> Jenene Bignar                       |                      |
| <b>Superintendent Signature*:</b> [Redacted]             | <b>Date:</b> 8/14/19 |
| <b>Printed Name:</b> Janet Tullos                        |                      |

\*Original signatures should be kept on file at the school system.

To submit this the justification form via email electronically click [email](#) .

To save the justification form as a PDF click [save](#) .

**SCHOOL SYSTEM ALTERNATE ASSESSMENT PARTICIPATION JUSTIFICATION**

The Department provided 2018-2019 school year alternate assessment data to school systems for review. If your school system assessed more than 1.0 percent of students on the alternate assessment in the 2018-2019 school year, LDOE anticipates that your school system will assess more than 1.0 percent of students on the alternate assessment in the 2019-2020 school year. School systems that exceed the 1.0 percent threshold must complete a justification and request a participation review. ESSA requires the Department to make these justifications publicly available, provided that it does not reveal personally identifiable information about an individual student.

School System: Lincoln Parish School District

Enter the percentage of students who participated in the alternate assessment during the 2018-2019 school year. This information was disseminated to your school system via FTP on or before July 19, 2019.

|                                  | Participation percentage for the 2018 – 2019 SY |   |
|----------------------------------|---|---|
| ELA: LEAP Connect Participation  |   | % |
| Math: LEAP Connect Participation |   | % |
| Science: LAA 1 Participation     |   | % |

1. Explain why the school system exceeded an alternate assessment participation rate of 1.0 percent for the 2018-2019 school year. School systems must select **NA (not applicable)** or **Applicable** for each option below. **Applicable** must be chosen for at least one of the following and may be chosen for more than one of the following options:

NA

- a. If applicable, provide a brief description with supporting data that identifies specific programs or circumstances within the school system that may contribute to higher enrollments of students identified with significant cognitive disabilities that would result in an alternate assessment participation rate in excess of 1.0 percent. (Example: The school system has schools, community and/or health facilities that draw large numbers of students with significant cognitive disabilities.):

[Redacted text area for option a]

NA

- b. If applicable, briefly describe how a small overall student enrollment in the school system contributes to the likelihood that even a small number of students found eligible to participate in the alternate assessment would result in a participation rate in excess of 1.0 percent (Example: The total tested population is less than 300 and the total number of students participating in the alternate assessment is 3 or less.):

[Redacted text area for option b]

Applicable

- c. If applicable, briefly describe any other or additional justification of variables that may contribute to the school system's alternate assessment participation rate in excess of 1.0 percent:

The criteria for LEAP connect for 2018-2019 school year has expanded.





[Redacted text area for option c]



2. By submitting this form, the school system assures that it is taking these required actions:

- The school system verifies that all students participating in the alternate assessment meet Louisiana's participation criteria.
- The school system verifies that any disproportionality in the percentage of students in any subgroup taking the alternate assessment will be addressed.

**Required Signatures\***

|  |  |   |
|--|--|---|
| Special Education Director Signature*: |  | Date:  |
| Printed Name:                          | Lisa Wilmore   |   |
| Superintendent Signature*:             |  | Date:  |
| Printed Name:                          | Mike Milstead  |   |

\*Original signatures should be kept on file at the school system.

To submit this the justification form via email electronically click **email** .

To save the justification form as a PDF click **save** .

**SCHOOL SYSTEM ALTERNATE ASSESSMENT PARTICIPATION JUSTIFICATION**

The Department provided 2018-2019 school year alternate assessment data to school systems for review. If your school system assessed more than 1.0 percent of students on the alternate assessment in the 2018-2019 school year, LDOE anticipates that your school system will assess more than 1.0 percent of students on the alternate assessment in the 2019-2020 school year. School systems that exceed the 1.0 percent threshold must complete a justification and request a participation review. ESSA requires the Department to make these justifications publicly available, provided that it does not reveal personally identifiable information about an individual student.

**School System:**

Enter the percentage of students who participated in the alternate assessment during the 2018-2019 school year. This information was disseminated to your school system via FTP on or before July 19, 2019.

|                                  | Participation percentage for the 2018 – 2019 SY |
|----------------------------------|---|
| ELA: LEAP Connect Participation  | [REDACTED]                                      |
| Math: LEAP Connect Participation | [REDACTED]                                      |
| Science: LAA 1 Participation     | [REDACTED]                                      |


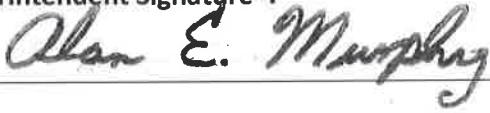
1. Explain why the school system exceeded an alternate assessment participation rate of 1.0 percent for the 2018-2019 school year. **School systems must select NA (not applicable) or Applicable for each option below. Applicable must be chosen for at least one of the following and may be chosen for more than one of the following options:**
  - a. **If applicable, provide a brief description with supporting data** that identifies specific programs or circumstances within the school system that may contribute to higher enrollments of students identified with significant cognitive disabilities that would result in an alternate assessment participation rate in excess of 1.0 percent. (Example: The school system has schools, community and/or health facilities that draw large numbers of students with significant cognitive disabilities.): *Allowing students to qualify on Adaptive Behavior scores broadened or increased the number of student eligible to participate in Alternate Assessment, rather than focusing on cognitive criterion for qualifying which is more indicative of students with low-incidence disabilities.*
  - b. **If applicable, briefly describe** how a small overall student enrollment in the school system contributes to the likelihood that even a small number of students found eligible to participate in the alternate assessment would result in a participation rate in excess of 1.0 percent (Example: The total tested population is less than 300 and the total number of students participating in the alternate assessment is 3 or less.):
  - c. **If applicable, briefly describe any other or additional justification of variables** that may contribute to the school system’s alternate assessment participation rate in excess of 1.0 percent:

2. By submitting this form, the school system assures that it is taking these required actions:

The school system verifies that all students participating in the alternate assessment meet Louisiana's participation criteria.

The school system verifies that any disproportionality in the percentage of students in any subgroup taking the alternate assessment will be addressed.

**Required Signatures\***

|  |                      |
|--|----------------------|
| <b>Special Education Director Signature*:</b><br> | <b>Date:</b> 8/13/19 |
| <b>Printed Name: Eric Penalber</b>   |                      |
| <b>Superintendent Signature*:</b><br>             | <b>Date:</b> 8/13/19 |
| <b>Printed Name: Alan 'Joe' Murphy</b>   |                      |

\*Original signatures should be kept on file at the school system.

**SCHOOL SYSTEM ALTERNATE ASSESSMENT PARTICIPATION JUSTIFICATION**

The Department provided 2018-2019 school year alternate assessment data to school systems for review. If your school system assessed more than 1.0 percent of students on the alternate assessment in the 2018-2019 school year, LDOE anticipates that your school system will assess more than 1.0 percent of students on the alternate assessment in the 2019-2020 school year. School systems that exceed the 1.0 percent threshold must complete a justification and request a participation review. ESSA requires the Department to make these justifications publicly available, provided that it does not reveal personally identifiable information about an individual student.

**School System:** Madison Parish

Enter the percentage of students who participated in the alternate assessment during the 2018-2019 school year. This information was disseminated to your school system via FTP on or before July 19, 2019.

|   | Participation percentage for the 2018 – 2019 SY |
|---|---|
| <b>ELA:</b> LEAP Connect Participation  | [REDACTED] %                                    |
| <b>Math:</b> LEAP Connect Participation | [REDACTED] %                                    |
| <b>Science:</b> LAA 1 Participation     | [REDACTED] %                                    |

1. Explain why the school system exceeded an alternate assessment participation rate of 1.0 percent for the 2018-2019 school year. **School systems must select NA (not applicable) or Applicable for each option below. Applicable must be chosen for at least one of the following and may be chosen for more than one of the following options:**

NA

- a. **If applicable, provide a brief description with supporting data** that identifies specific programs or circumstances within the school system that may contribute to higher enrollments of students identified with significant cognitive disabilities that would result in an alternate assessment participation rate in excess of 1.0 percent. (Example: The school system has schools, community and/or health facilities that draw large numbers of students with significant cognitive disabilities.):

[REDACTED]

Applicable

- b. **If applicable, briefly describe** how a small overall student enrollment in the school system contributes to the likelihood that even a small number of students found eligible to participate in the alternate assessment would result in a participation rate in excess of 1.0 percent (Example: The total tested population is less than 300 and the total number of students participating in the alternate assessment is 3 or less.):

See attached document

[REDACTED]

NA


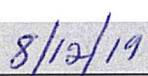




- c. **If applicable, briefly describe any other or additional justification of variables** that may contribute to the school system’s alternate assessment participation rate in excess of 1.0 percent:

[REDACTED]

2. By submitting this form, the school system assures that it is taking these required actions:

- The school system verifies that all students participating in the alternate assessment meet Louisiana's participation criteria.
- The school system verifies that any disproportionality in the percentage of students in any subgroup taking the alternate assessment will be addressed.

**Required Signatures\***

|   |  |
|---|--|
| <b>Special Education Director Signature*:</b>  | <b>Date:</b>  |
| <b>Printed Name:</b>                           |  |
| <b>Superintendent Signature*:</b>              | <b>Date:</b>  |
| <b>Printed Name:</b>                          |  |

\*Original signatures should be kept on file at the school system.

To submit this the justification form via email electronically click **email** .

To save the justification form as a PDF click **save** .

### **Alternate Assessment Participation Justification**

1b. Madison Parish's population from 2015-16 school year (1378) to 2018-19 (1242) school year has shown a significant decrease in the general student enrollment primarily due to the opening of several schools in the parish and surrounding areas. However, the students with disabilities population have only decreased by 0.7% -from 10.6% to 9.9%. Additionally, the total testing population in ELA, Math, & Science are less than or equal to 535 testers. Of the twenty-four (24) testers who participated in LEAP Connect, 100% of them fell in the Black/African American and Economically Disadvantage subgroups. Whereas, the total number of testers for the Homeless were 16 and 3 participated in LEAP Connect. The number of participants in this subgroup is small, thereby resulting in a larger disproportionality of this subgroup. The Foster Care subgroup reflected similar outcomes. The total number of students participating in the assessment ranged from 24 to 1 in some subgroups, which ultimately resulted in a participation rate in excess of 1.0% in some subgroups. Furthermore, 2017-18 data indicates that by category of Intellectual Disability, 71% were considered Mild; >20% were Moderate, and <5% were severe of the special education population. After a review of the data, all students who participated in the alternate assessment did meet the eligibility criteria for alternate assessment based on either cognitive and/or adaptive behavior. The process will include a strong review of evidence and documentation of its analysis and determination for students to be selected to participate in alternate assessment for Intellectual Disability-Mild.

We are committed to addressing any disproportionality in subgroups participation that is based on inappropriate practices and procedures.

**SCHOOL SYSTEM ALTERNATE ASSESSMENT PARTICIPATION JUSTIFICATION**

The Department provided 2018-2019 school year alternate assessment data to school systems for review. If your school system assessed more than 1.0 percent of students on the alternate assessment in the 2018-2019 school year, LDOE anticipates that your school system will assess more than 1.0 percent of students on the alternate assessment in the 2019-2020 school year. School systems that exceed the 1.0 percent threshold must complete a justification and request a participation review. ESSA requires the Department to make these justifications publicly available, provided that it does not reveal personally identifiable information about an individual student.

School System: **Morehouse Parish**

Enter the percentage of students who participated in the alternate assessment during the 2018-2019 school year. This information was disseminated to your school system via FTP on or before July 19, 2019.

|                                  | Participation percentage<br>for the 2018 – 2019 SY |
|----------------------------------|--|
| ELA: LEAP Connect Participation  | [REDACTED] %                                       |
| Math: LEAP Connect Participation | [REDACTED] %                                       |
| Science: LAA 1 Participation     | [REDACTED] %                                       |

1. Explain why the school system exceeded an alternate assessment participation rate of 1.0 percent for the 2018-2019 school year. School systems must select **NA (not applicable)** or **Applicable** for each option below. **Applicable** must be chosen for at least one of the following and may be chosen for more than one of the following options:

NA

- a. If applicable, provide a brief description with supporting data that identifies specific programs or circumstances within the school system that may contribute to higher enrollments of students identified with significant cognitive disabilities that would result in an alternate assessment participation rate in excess of 1.0 percent. (Example: The school system has schools, community and/or health facilities that draw large numbers of students with significant cognitive disabilities.):

[REDACTED]

NA

- b. If applicable, briefly describe how a small overall student enrollment in the school system contributes to the likelihood that even a small number of students found eligible to participate in the alternate assessment would result in a participation rate in excess of 1.0 percent (Example: The total tested population is less than 300 and the total number of students participating in the alternate assessment is 3 or less.):

[REDACTED]

Applicable

- c. If applicable, briefly describe any other or additional justification of variables that may contribute to the school system's alternate assessment participation rate in excess of 1.0 percent:

Morehouse Parish has a higher than average population of SWD. Our October 1 count for 18-19 in Morehouse went down by 200+ students from the previous year but our SWD count had a small increase by 9. The percentage of SWD for 2018-19 was 16.18%. Morehouse Parish has 82.48% Economically Disadvantaged students.

2. By submitting this form, the school system assures that it is taking these required actions:

- The school system verifies that all students participating in the alternate assessment meet Louisiana’s participation criteria.
- The school system verifies that any disproportionality in the percentage of students in any subgroup taking the alternate assessment will be addressed.

**Required Signatures\***

|  |                   |               |
|--|-------------------|---------------|
| Special Education Director Signature*: | <i>Kay Pirtle</i> | Date: 8-15-19 |
| Printed Name:                          | Kay Pirtle        |               |
| Superintendent Signature*:             | <i>David Gray</i> | Date: 8-15-19 |
| Printed Name:                          | David Gray        |               |

\*Original signatures should be kept on file at the school system.

To submit this the justification form via email electronically click **email** .

To save the justification form as a PDF click **save** .



**SCHOOL SYSTEM ALTERNATE ASSESSMENT PARTICIPATION JUSTIFICATION**

The Department provided 2018-2019 school year alternate assessment data to school systems for review. If your school system assessed more than 1.0 percent of students on the alternate assessment in the 2018-2019 school year, LDOE anticipates that your school system will assess more than 1.0 percent of students on the alternate assessment in the 2019-2020 school year. School systems that exceed the 1.0 percent threshold must complete a justification and request a participation review. ESSA requires the Department to make these justifications publicly available, provided that it does not reveal personally identifiable information about an individual student.

**School System:** Orleans

Enter the percentage of students who participated in the alternate assessment during the 2018-2019 school year. This information was disseminated to your school system via FTP on or before July 19, 2019.

|   | Participation percentage for the 2018 – 2019 SY |   |
|---|---|---|
| <b>ELA:</b> LEAP Connect Participation  |   | % |
| <b>Math:</b> LEAP Connect Participation |   | % |
| <b>Science:</b> LAA 1 Participation     |   | % |

1. Explain why the school system exceeded an alternate assessment participation rate of 1.0 percent for the 2018-2019 school year. **School systems must select NA (not applicable) or Applicable for each option below. Applicable must be chosen for at least one of the following and may be chosen for more than one of the following options:**

NA

- a. **If applicable, provide a brief description with supporting data** that identifies specific programs or circumstances within the school system that may contribute to higher enrollments of students identified with significant cognitive disabilities that would result in an alternate assessment participation rate in excess of 1.0 percent. (Example: The school system has schools, community and/or health facilities that draw large numbers of students with significant cognitive disabilities.):

[Redacted response area]

NA

- b. **If applicable, briefly describe** how a small overall student enrollment in the school system contributes to the likelihood that even a small number of students found eligible to participate in the alternate assessment would result in a participation rate in excess of 1.0 percent (Example: The total tested population is less than 300 and the total number of students participating in the alternate assessment is 3 or less.):

[Redacted response area]

Applicable



- c. **If applicable, briefly describe any other or additional justification of variables** that may contribute to the school system’s alternate assessment participation rate in excess of 1.0 percent:

Although the state average of students with disabilities has remained stable at 12%, our district average continues to grow. As a decentralized system, we also see variations across our system, as students with disabilities have the choice to attend any school, unlike in more traditional school systems.

2. By submitting this form, the school system assures that it is taking these required actions:

- The school system verifies that all students participating in the alternate assessment meet Louisiana's participation criteria.
- The school system verifies that any disproportionality in the percentage of students in any subgroup taking the alternate assessment will be addressed.

**Required Signatures\***

|  |  |               |
|--|--|---------------|
| Special Education Director Signature*:     |  | Date: 8-12-19 |
| Printed Name: Shayla Guidry Hilaire, Ed.D. |  |               |
| Superintendent Signature*:                 |  | Date: 8/12/19 |
| Printed Name: Henderson Lewis, Jr., Ph.D.  |  |               |

\*Original signatures should be kept on file at the school system.

To submit this the justification form via email electronically click **email** .



To save the justification form as a PDF click **save** .

2. By submitting this form, the school system assures that it is taking these required actions:

The school system verifies that all students participating in the alternate assessment meet Louisiana's participation criteria.

The school system verifies that any disproportionality in the percentage of students in any subgroup taking the alternate assessment will be addressed.

**Required Signatures\***

|  |                      |
|--|----------------------|
| <b>Special Education Director Signature*:</b><br> | <b>Date:</b> 8/19/19 |
| <b>Printed Name:</b> GAIL AUTREY   |                      |
| <b>Superintendent Signature*:</b><br>             | <b>Date:</b> 8/19/19 |
| <b>Printed Name:</b> DON COKER   |                      |

\*Original signatures should be kept on file at the school system.

To submit this the justification form via email electronically click




To save the justification form as a PDF click

**SCHOOL SYSTEM ALTERNATE ASSESSMENT PARTICIPATION JUSTIFICATION**

The Department provided 2018-2019 school year alternate assessment data to school systems for review. If your school system assessed more than 1.0 percent of students on the alternate assessment in the 2018-2019 school year, LDOE anticipates that your school system will assess more than 1.0 percent of students on the alternate assessment in the 2019-2020 school year. School systems that exceed the 1.0 percent threshold must complete a justification and request a participation review. ESSA requires the Department to make these justifications publicly available, provided that it does not reveal personally identifiable information about an individual student.

**School System:** Plaquimines Parish

Enter the percentage of students who participated in the alternate assessment during the 2018-2019 school year. This information was disseminated to your school system via FTP on or before July 19, 2019.

|   | Participation percentage for the 2018 – 2019 SY                                      |
|---|--|
| <b>ELA:</b> LEAP Connect Participation  |  % |
| <b>Math:</b> LEAP Connect Participation |  % |
| <b>Science:</b> LAA 1 Participation     |  % |

1. Explain why the school system exceeded an alternate assessment participation rate of 1.0 percent for the 2018-2019 school year. **School systems must select NA (not applicable) or Applicable for each option below. Applicable must be chosen for at least one of the following and may be chosen for more than one of the following options:**

Applicable

- a. **If applicable, provide a brief description with supporting data** that identifies specific programs or circumstances within the school system that may contribute to higher enrollments of students identified with significant cognitive disabilities that would result in an alternate assessment participation rate in excess of 1.0 percent. (Example: The school system has schools, community and/or health facilities that draw large numbers of students with significant cognitive disabilities.):

Our school system has a residential facility, Padua House, in which we provide educational services. This facility supports students with significant disabilities. Students leave Padua daily to attend our schools or receive HomeBound on site.

NA

- b. **If applicable, briefly describe** how a small overall student enrollment in the school system contributes to the likelihood that even a small number of students found eligible to participate in the alternate assessment would result in a participation rate in excess of 1.0 percent (Example: The total tested population is less than 300 and the total number of students participating in the alternate assessment is 3 or less.):





NA

- c. **If applicable, briefly describe any other or additional justification of variables** that may contribute to the school system’s alternate assessment participation rate in excess of 1.0 percent:

2. By submitting this form, the school system assures that it is taking these required actions:

- The school system verifies that all students participating in the alternate assessment meet Louisiana’s participation criteria.
- The school system verifies that any disproportionality in the percentage of students in any subgroup taking the alternate assessment will be addressed.

**Required Signatures\***

|  |  |
|--|--|
| <b>Special Education Director Signature*:</b>  | <b>Date:</b>  |
| <b>Printed Name:</b> <b>Mary Ellen Hamner</b>  |  |
| <b>Superintendent Signature*:</b>              | <b>Date:</b>  |
| <b>Printed Name:</b> <b>Mr. Denis Rousselle</b>  |  |

\*Original signatures should be kept on file at the school system.

To submit this the justification form via email electronically click **email** .

To save the justification form as a PDF click **save** .

**SCHOOL SYSTEM ALTERNATE ASSESSMENT PARTICIPATION JUSTIFICATION**

The Department provided 2018-2019 school year alternate assessment data to school systems for review. If your school system assessed more than 1.0 percent of students on the alternate assessment in the 2018-2019 school year, LDOE anticipates that your school system will assess more than 1.0 percent of students on the alternate assessment in the 2019-2020 school year. School systems that exceed the 1.0 percent threshold must complete a justification and request a participation review. ESSA requires the Department to make these justifications publicly available, provided that it does not reveal personally identifiable information about an individual student.

**School System:** Pointe Coupee Parish School System

Enter the percentage of students who participated in the alternate assessment during the 2018-2019 school year. This information was disseminated to your school system via FTP on or before July 19, 2019.

|                                  | Participation percentage for the 2018 – 2019 SY |
|----------------------------------|---|
| ELA: LEAP Connect Participation  | [REDACTED] % <sup>1</sup>                       |
| Math: LEAP Connect Participation | [REDACTED] % <sup>2</sup>                       |
| Science: LAA 1 Participation     | [REDACTED] % <sup>3</sup>                       |

1. Explain why the school system exceeded an alternate assessment participation rate of 1.0 percent for the 2018-2019 school year. School systems must select NA (not applicable) or Applicable for each option below. Applicable must be chosen for at least one of the following and may be chosen for more than one of the following options:

- a. If applicable, provide a brief description with supporting data that identifies specific programs or circumstances within the school system that may contribute to higher enrollments of students identified with significant cognitive disabilities that would result in an alternate assessment participation rate in excess of 1.0 percent. (Example: The school system has schools, community and/or health facilities that draw large numbers of students with significant cognitive disabilities.):

The District has two school-based health clinics servicing all students in Pointe Coupee Parish schools, including a large percentage of families with individuals with significant disabilities. The Pointe Coupee Head Start Program for three year olds has resulted in early identification of students with significant disabilities. The Early Childhood coordinator for the district, who has been in Pointe Coupee school district for over 40 years, has a very good working relationship with Early Steps and families in the district. This results in early identification of students with significant cognitive disabilities. The rural district of Pointe Coupee has a large population of multi-generation families that qualify as lower socioeconomic status families. Many of these families have had a history of significant cognitive disabilities which has continued to be seen in future generations. According to the census data in April 2010, Pointe Coupee total population was 22,802 people. According to the Social Security Administration website, in December 2017, Pointe Coupee had 1008 people receiving disability income. Additionally when reviewing the data, it was noted that 156 of the 1008 were children under the age of 18 receiving disability income in Pointe Coupee.

- b. If applicable, briefly describe how a small overall student enrollment in the school system contributes to the likelihood that even a small number of students found eligible to participate in the alternate assessment would result in a participation rate in excess of 1.0 percent (Example: The total tested population is less than 300 and the total number of students participating in the alternate assessment is 3 or less.):

The total tested population in ELA in 2019 was 1,282 students, and 31 of these students participated in alternate assessment. The total tested population in Math in 2019 was 1,269 students, and 31 of these students participated in alternate assessment. With an overall small student population in the district, the number of identified students with significant cognitive disabilities resulted in the 2.4 percentage where alternate assessment was appropriate. The small rural district of Pointe Coupee also has a unique dynamic of two private schools and one STEM Magnet Academy. These schools have entry requirements resulting in students with the most significant cognitive disabilities being educated in an even smaller portion of the public school population.





- c. If applicable, briefly describe any other or additional justification of variables that may contribute to the school system’s alternate assessment participation rate in excess of 1.0 percent:

The district has seen an increase in parental and community awareness of alternate assessment due to better communication with parents through a variety of mediums, such as email, newsletters, and community involvement. Community partners include Families Helping Families and Capital Area Human Services. These agencies have helped in providing families with information on alternate assessment and the alternate assessment diploma resulting in family members being vocal and educated participants in making decisions for their child’s future.

2. By submitting this form, the school system assures that it is taking these required actions:

- The school system verifies that all students participating in the alternate assessment meet Louisiana's participation criteria.
- The school system verifies that any disproportionality in the percentage of students in any subgroup taking the alternate assessment will be addressed.

**Required Signatures\***

|  |  |       |   |
|--|--|-------|---|
| Special Education Director Signature*: |  | Date: |  |
| Printed Name:                          | Mary B. Wells  |       |   |
| Superintendent Signature*:             |  | Date: |  |
| Printed Name:                          | Kim Canezaro   |       |   |

\*Original signatures should be kept on file at the school system.

To submit this the justification form via email electronically click [email](#) .

To save the justification form as a PDF click [save](#) .

- Actions
  - Make a Copy...
  - Download / Export...
  - Print...
- Signed in as **vickiesmithaca5f245**  
vickie.smith@rpsb.us  
Show Help [User Settings](#) Sign Out

Signed 2 040\_Rapides Parish\_Attach 3\_AA Justification 2019.pdf

- Actions
  - Make a Copy...
  - Download / Export...
  - Print...
- Signed in as **vickiesmithaca5f245**  
vickie.smith@rpsb.us  
Show Help [User Settings](#) Sign Out



**ALTERNATE ASSESSMENT  
PARTICIPATION REVIEW PROCESS**

**SCHOOL SYSTEM ALTERNATE ASSESSMENT PARTICIPATION JUSTIFICATION**

The Department provided 2018-2019 school year alternate assessment data to school systems for review. If your school system assessed more than 1.0 percent of students on the alternate assessment in the 2018-2019 school year, LDOE anticipates that your school system will assess more than 1.0 percent of students on the alternate assessment in the 2019-2020 school year. School systems that exceed the 1.0 percent threshold must complete a justification and request a participation review. ESSA requires the Department to make these justifications publicly available, provided that it does not reveal personally identifiable information about an individual student.

**School System:** Rapides Parish

Enter the percentage of students who participated in the alternate assessment during the 2018-2019 school year. This information was disseminated to your school system via FTP on or before July 19, 2019.

Participation percentage  
for the 2018 - 2019 school year



|                                  | For the 2018 - 2019 School Year |
|----------------------------------|---------------------------------|
| ELA: LEAP Connect Participation  | [Redacted] %                    |
| Math: LEAP Connect Participation | [Redacted] %                    |
| Science: LAA 1 Participation     | [Redacted] %                    |

1. Explain why the school system exceeded an alternate assessment participation rate of 1.0 percent for the 2018-2019 school year. **School systems must select NA (not applicable) or Applicable for each option below. Applicable must be chosen for at least one of the following and may be chosen for more than one of the following options:**

Applicable

a. **If applicable, provide a brief description with supporting data** that identifies specific programs or circumstances within the school system that may contribute to higher enrollments of students identified with significant cognitive disabilities that would result in an alternate assessment participation rate in excess of 1.0 percent. (Example: The school system has schools, community and/or health facilities that draw large numbers of students with significant cognitive disabilities.):

Rapides Parish schools educate students from community facilities which house children with cognitive disabilities - Evergreen Ministries (currently 1 student), St. Mary's Residential Training Facility (currently 57 students), and Pecan Grove Training Center (currently 6). The majority of students housed at St. Mary's are from other parishes in the state (biological/adopted parents still identified as legal guardian), while most students enrolled from the other two facilities are in DCF's

NA

b. **If applicable, briefly describe** how a small overall student enrollment in the school system contributes to the likelihood that even a small number of students found eligible to participate in the alternate assessment would result in a participation rate in excess of 1.0 percent (Example: The total tested population is less than 300 and the total number of students participating in the alternate assessment is 3 or less.):

[Redacted]

NA

c. **If applicable, briefly describe any other or additional justification of variables** that may contribute to the school system's alternate assessment participation rate in excess of 1.0 percent:

[Redacted]



**ALTERNATE ASSESSMENT PARTICIPATION REVIEW PROCESS**

2. By submitting this form, the school system assures that it is taking these required actions:

The school system verifies that all students participating in the alternate assessment meet Louisiana's participation criteria.

The school system verifies that any disproportionality in the percentage of students in any subgroup

taking the alternate assessment will be addressed.

Required Signatures\*

|  |  |                 |
|--|--|-----------------|
| Special Education Director Signature*: | <i>Vickie Smith</i><br>Digitally signed by Vickie Smith<br>Date: 2019.08.14 12:49:58 -05'00' | Date: 8-14-2019 |
| Printed Name:                          | Vickie Smith   |                 |
| Superintendent Signature*:             | <i>Jeffery Powell</i>  | Date: 8-14-2019 |
| Printed Name:                          | Jeff Powell  |                 |

\*Original signatures should be kept on file at the school system.

To submit this the justification form via email electronically click [email](#) .

To save the justification form as a PDF click [save](#) .

2  
ALTERNATE ASSESSMENT  
PARTICIPATION REVIEW PROCESS

2.

By submitting this form, the school system assures that it is taking these required actions:

The school system assures that all students participating in the alternate assessment meet

The school system verifies that all students participating in the alternate assessment meet Louisiana's participation criteria.

The school system verifies that any disproportionality in the percentage of students in any subgroup taking the alternate assessment will be addressed.

Required Signatures\*

Special Education Director Signature\*:

Date:

Printed Name:

Superintendent Signature\*:

Date:

Printed Name:

\*

Original signatures should be kept on file at the school system.

To submit this the justification form via email electronically click

.




To save the justification form as a PDF click .

**SCHOOL SYSTEM ALTERNATE ASSESSMENT PARTICIPATION JUSTIFICATION**

The Department provided 2018-2019 school year alternate assessment data to school systems for review. If your school system assessed more than 1.0 percent of students on the alternate assessment in the 2018-2019 school year, LDOE anticipates that your school system will assess more than 1.0 percent of students on the alternate assessment in the 2019-2020 school year. School systems that exceed the 1.0 percent threshold must complete a justification and request a participation review. ESSA requires the Department to make these justifications publicly available, provided that it does not reveal personally identifiable information about an individual student.

**School System:** Richland Parish School Board

Enter the percentage of students who participated in the alternate assessment during the 2018-2019 school year. This information was disseminated to your school system via FTP on or before July 19, 2019.

|   | Participation percentage for the 2018 – 2019 SY                                      |
|---|--|
| <b>ELA:</b> LEAP Connect Participation  |  % |
| <b>Math:</b> LEAP Connect Participation |  % |
| <b>Science:</b> LAA 1 Participation     |  % |

1. Explain why the school system exceeded an alternate assessment participation rate of 1.0 percent for the 2018-2019 school year. **School systems must select NA (not applicable) or Applicable for each option below. Applicable must be chosen for at least one of the following and may be chosen for more than one of the following options:**

Applicable

- a. **If applicable, provide a brief description with supporting data** that identifies specific programs or circumstances within the school system that may contribute to higher enrollments of students identified with significant cognitive disabilities that would result in an alternate assessment participation rate in excess of 1.0 percent. (Example: The school system has schools, community and/or health facilities that draw large numbers of students with significant cognitive disabilities.):

Richland Parish School System is identified as a district that is severely impoverished, as evidenced by the number of students in it's overall general population, who receive free or reduced lunch in our schools. Research shows that children from low income and/or impoverished homes, are not exposed, to a significant degree, to language development, which has a significant correlation to cognitive development. The Richland School District attempts to bridge the gap by exposing children at an early age (ages 3-5) to language experiences that may be amiss in the home, through early childhood programs such as Early Head Start, Pre-Kindergarten programs and daycare centers. Yet, many students continue to suffer from the unavailability of these programs to them due to enrollment cut-offs, and for those eligible, the lack of obtaining and retaining qualified personnel (Day cares Centers & Head Start programs.) Due to these educational obstacles, and numerous others, students enter the schools without the necessary pre-academic foundations needed to stay abreast in the rigorous curriculum mandated by the SDE. We further note that in our parish, many mothers are not afforded the best prenatal care, if any, which can significantly affect the acquisition of cognitive development. As a result of this, and many other disadvantageous factors that affect learning, students are referred for evaluations after all traditional & research based instruction has been afforded to them. Often the results of cognitive and/or adaptive behavior assessments will yield scores that show that these students are significantly delayed, and cognitively challenged. Richland Parish also houses 3 homes that sometimes bring a large population of severely disabled students/adults.

NA

- b. **If applicable, briefly describe** how a small overall student enrollment in the school system contributes to the likelihood that even a small number of students found eligible to participate in the alternate assessment would result in a participation rate in excess of 1.0 percent (Example: The total tested population is less than 300 and the total number of students participating in the alternate assessment is 3 or less.):

*(This area is currently blank for the user to provide a response.)*

Applicable

- c. **If applicable, briefly describe any other or additional justification of variables** that may contribute to the school system's alternate assessment participation rate in excess of 1.0 percent:

Please consider that the participation in the alternate assessment results in excess of 1.0 percent, in the Richland School District, carries factors such as transitions from other state districts, whose assessment results are to be accepted as valid and reliable. In a few cases the referral rate exceeds the acceptable typical number of referrals as proportioned to enrollment size of the school, however, every step of the referral process and its outcome unquestionably leads to an evaluation that may yield an excessive number of students who meet the LEAP Connect/LAA 1 eligibility standards. Other possible factors teacher attrition, drug usage (parents & children), crime, unemployment, economically disadvantaged, high number of children on prescribed medications, side effects of medications, unexplainable psychological/behavioral impairments, understanding, acceptance, and addressing cultural differences.

2. By submitting this form, the school system assures that it is taking these required actions:

- The school system verifies that all students participating in the alternate assessment meet Louisiana’s participation criteria.
- The school system verifies that any disproportionality in the percentage of students in any subgroup taking the alternate assessment will be addressed.

**Required Signatures\***

|  |                      |
|--|----------------------|
| <b>Special Education Director Signature*:</b> [Redacted] | <b>Date:</b> 8/13/19 |
| <b>Printed Name:</b> Angie Snuggs                        |                      |
| <b>Superintendent Signature*:</b> [Redacted]             | <b>Date:</b> 8/14/19 |
| <b>Printed Name:</b> Sheldon Jones                       |                      |

\*Original signatures should be kept on file at the school system.

To submit this the justification form via email electronically click [email](#) .

To save the justification form as a PDF click [save](#) .

**SCHOOL SYSTEM ALTERNATE ASSESSMENT PARTICIPATION JUSTIFICATION**

The Department provided 2018-2019 school year alternate assessment data to school systems for review. If your school system assessed more than 1.0 percent of students on the alternate assessment in the 2018-2019 school year, LDOE anticipates that your school system will assess more than 1.0 percent of students on the alternate assessment in the 2019-2020 school year. School systems that exceed the 1.0 percent threshold must complete a justification and request a participation review. ESSA requires the Department to make these justifications publicly available, provided that it does not reveal personally identifiable information about an individual student.

School System: **St. Bernard Parish Schools**

Enter the percentage of students who participated in the alternate assessment during the 2018-2019 school year. This information was disseminated to your school system via FTP on or before July 19, 2019.

|                                  | Participation percentage for the 2018 – 2019 SY |
|----------------------------------|---|
| ELA: LEAP Connect Participation  | [REDACTED] %                                    |
| Math: LEAP Connect Participation | [REDACTED] %                                    |
| Science: LAA 1 Participation     | [REDACTED] %                                    |

1. Explain why the school system exceeded an alternate assessment participation rate of 1.0 percent for the 2018-2019 school year. School systems must select NA (not applicable) or Applicable for each option below. Applicable must be chosen for at least one of the following and may be chosen for more than one of the following options:

NA

- a. If applicable, provide a brief description with supporting data that identifies specific programs or circumstances within the school system that may contribute to higher enrollments of students identified with significant cognitive disabilities that would result in an alternate assessment participation rate in excess of 1.0 percent. (Example: The school system has schools, community and/or health facilities that draw large numbers of students with significant cognitive disabilities.):

[REDACTED]

NA

- b. If applicable, briefly describe how a small overall student enrollment in the school system contributes to the likelihood that even a small number of students found eligible to participate in the alternate assessment would result in a participation rate in excess of 1.0 percent (Example: The total tested population is less than 300 and the total number of students participating in the alternate assessment is 3 or less.):

[REDACTED]

Applicable



- c. If applicable, briefly describe any other or additional justification of variables that may contribute to the school system's alternate assessment participation rate in excess of 1.0 percent:

1.7% of the population meet the alternate assessment criteria as per cognitive and adaptive scores reported on educational evaluations completed in accordance with Louisiana Bulletin 1508.

2. By submitting this form, the school system assures that it is taking these required actions:

- The school system verifies that all students participating in the alternate assessment meet Louisiana's participation criteria.
- The school system verifies that any disproportionality in the percentage of students in any subgroup taking the alternate assessment will be addressed.

**Required Signatures\***

|  |               |
|--|---------------|
| Special Education Director Signature*:<br> | Date: 8/14/19 |
| Printed Name: Cheramie Kerth   |               |
| Superintendent Signature*:<br>             | Date: 8/14/19 |
| Printed Name: Doris Voitier  |               |

\*Original signatures should be kept on file at the school system.

To submit this the justification form via email electronically click **email** .




To save the justification form as a PDF click **save** .

**SCHOOL SYSTEM ALTERNATE ASSESSMENT PARTICIPATION JUSTIFICATION**

The Department provided 2018-2019 school year alternate assessment data to school systems for review. If your school system assessed more than 1.0 percent of students on the alternate assessment in the 2018-2019 school year, LDOE anticipates that your school system will assess more than 1.0 percent of students on the alternate assessment in the 2019-2020 school year. School systems that exceed the 1.0 percent threshold must complete a justification and request a participation review. ESSA requires the Department to make these justifications publicly available, provided that it does not reveal personally identifiable information about an individual student.

**School System:** St. Helena Parish

Enter the percentage of students who participated in the alternate assessment during the 2018-2019 school year. This information was disseminated to your school system via FTP on or before July 19, 2019.

|   | Participation percentage for the 2018 – 2019 SY                                      |
|---|--|
| <b>ELA:</b> LEAP Connect Participation  |  % |
| <b>Math:</b> LEAP Connect Participation |  % |
| <b>Science:</b> LAA 1 Participation     |  % |

1. Explain why the school system exceeded an alternate assessment participation rate of 1.0 percent for the 2018-2019 school year. **School systems must select NA (not applicable) or Applicable for each option below. Applicable must be chosen for at least one of the following and may be chosen for more than one of the following options:**

Applicable

- a. **If applicable, provide a brief description with supporting data** that identifies specific programs or circumstances within the school system that may contribute to higher enrollments of students identified with significant cognitive disabilities that would result in an alternate assessment participation rate in excess of 1.0 percent. (Example: The school system has schools, community and/or health facilities that draw large numbers of students with significant cognitive disabilities.):

According to US census information, per capita income in St. Helena Parish is just above \$21,000. More than 23% of the population falls at or below the poverty line. There are limited health resources in the community that could assist pregnant mothers and parents in prenatal and early childhood development.

Applicable

- b. **If applicable, briefly describe** how a small overall student enrollment in the school system contributes to the likelihood that even a small number of students found eligible to participate in the alternate assessment would result in a participation rate in excess of 1.0 percent (Example: The total tested population is less than 300 and the total number of students participating in the alternate assessment is 3 or less.):

The total number of alternately assessed students in St. Helena Parish was 10. After our review, one student was found to be ineligible. Because only 10 were alternately assessed, St. Helena will fall below the 95% threshold

Applicable

- c. **If applicable, briefly describe any other or additional justification of variables** that may contribute to the school system’s alternate assessment participation rate in excess of 1.0 percent:

Due to teacher turn over and uncertified teachers, training and remaining updated is an issue.



2. By submitting this form, the school system assures that it is taking these required actions:

- The school system verifies that all students participating in the alternate assessment meet Louisiana’s participation criteria.
- The school system verifies that any disproportionality in the percentage of students in any subgroup taking the alternate assessment will be addressed.

**Required Signatures\***

|  |  |
|--|--|
| <b>Special Education Director Signature*:</b>  | <b>Date:</b>  |
| <b>Printed Name:</b> David Strauss   |  |
| <b>Superintendent Signature*:</b>              | <b>Date:</b>  |
| <b>Printed Name:</b> Kelli Joseph  |  |

\*Original signatures should be kept on file at the school system.

To submit this the justification form via email electronically click [email](#) .

To save the justification form as a PDF click [save](#) .

**SCHOOL SYSTEM ALTERNATE ASSESSMENT PARTICIPATION JUSTIFICATION**

The Department provided 2018-2019 school year alternate assessment data to school systems for review. If your school system assessed more than 1.0 percent of students on the alternate assessment in the 2018-2019 school year, LDOE anticipates that your school system will assess more than 1.0 percent of students on the alternate assessment in the 2019-2020 school year. School systems that exceed the 1.0 percent threshold must complete a justification and request a participation review. ESSA requires the Department to make these justifications publicly available, provided that it does not reveal personally identifiable information about an individual student.

School System: **St. James Parish Schools**

Enter the percentage of students who participated in the alternate assessment during the 2018-2019 school year. This information was disseminated to your school system via FTP on or before July 19, 2019.

|                                  | Participation percentage<br>for the 2018 – 2019 SY |
|----------------------------------|--|
| ELA: LEAP Connect Participation  | █ %  |
| Math: LEAP Connect Participation | █ %  |
| Science: LAA 1 Participation     | █ %  |

1. Explain why the school system exceeded an alternate assessment participation rate of 1.0 percent for the 2018-2019 school year. School systems must select **NA (not applicable)** or **Applicable** for each option below. **Applicable** must be chosen for at least one of the following and may be chosen for more than one of the following options:

**Applicable**

- a. If applicable, provide a brief description with supporting data that identifies specific programs or circumstances within the school system that may contribute to higher enrollments of students identified with significant cognitive disabilities that would result in an alternate assessment participation rate in excess of 1.0 percent. (Example: The school system has schools, community and/or health facilities that draw large numbers of students with significant cognitive disabilities.):

St. James Parish Schools has lowered the percent from 1.8 to 1.4. Our district finds there are more children entering school that have significant cognitive disabilities as compared to previous years. Our sped department will train the staff on the new criteria and the collection of empirical evidence. Staff will also be trained on the new Alternate Assessment components added to the IEP.

**NA**

- b. If applicable, briefly describe how a small overall student enrollment in the school system contributes to the likelihood that even a small number of students found eligible to participate in the alternate assessment would result in a participation rate in excess of 1.0 percent (Example: The total tested population is less than 300 and the total number of students participating in the alternate assessment is 3 or less.):

**Applicable**





- c. If applicable, briefly describe any other or additional justification of variables that may contribute to the school system's alternate assessment participation rate in excess of 1.0 percent:

A contributing factor could be that as a district we followed the old criteria of cognitive and/or adaptive scores in assessing students for alternate assessment which students could qualify based on adaptive scores alone.

2. By submitting this form, the school system assures that it is taking these required actions:

- The school system verifies that all students participating in the alternate assessment meet Louisiana's participation criteria.
- The school system verifies that any disproportionality in the percentage of students in any subgroup taking the alternate assessment will be addressed.

**Required Signatures\***

|  |  |       |   |
|--|--|-------|---|
| Special Education Director Signature*: |  | Date: |  |
| Printed Name:                          | Vondra Etienne-Steib   |       |   |
| Superintendent Signature*:             |  | Date: |  |
| Printed Name:                          | P. Edward Cancienne  |       |   |

\*Original signatures should be kept on file at the school system.

To submit this the justification form via email electronically click **email** .



To save the justification form as a PDF click **save** .



2. By submitting this form, the school system assures that it is taking these required actions:

- The school system verifies that all students participating in the alternate assessment meet Louisiana's participation criteria.
- The school system verifies that any disproportionality in the percentage of students in any subgroup taking the alternate assessment will be addressed.

**Required Signatures\***

|  |  |               |
|--|--|---------------|
| Special Education Director Signature*: |   | Date: 8/14/19 |
| Printed Name:                          | Pamela Jordan  |               |
| Superintendent Signature*:             |  | Date: 8/14/19 |
| Printed Name:                          | Allen Blanchard  |               |

\*Original signatures should be kept on file at the school system.

To submit this the justification form via email electronically click **email** .

To save the justification form as a PDF click **save** .

**SCHOOL SYSTEM ALTERNATE ASSESSMENT PARTICIPATION JUSTIFICATION**

The Department provided 2018-2019 school year alternate assessment data to school systems for review. If your school system assessed more than 1.0 percent of students on the alternate assessment in the 2018-2019 school year, LDOE anticipates that your school system will assess more than 1.0 percent of students on the alternate assessment in the 2019-2020 school year. School systems that exceed the 1.0 percent threshold must complete a justification and request a participation review. ESSA requires the Department to make these justifications publicly available, provided that it does not reveal personally identifiable information about an individual student.

**School System:** St. Mary Parish

Enter the percentage of students who participated in the alternate assessment during the 2018-2019 school year. This information was disseminated to your school system via FTP on or before July 19, 2019.

|                                  | Participation percentage for the 2018 – 2019 SY |
|----------------------------------|---|
| ELA: LEAP Connect Participation  | [REDACTED] %                                    |
| Math: LEAP Connect Participation | [REDACTED] %                                    |
| Science: LAA 1 Participation     | [REDACTED] %                                    |

1. Explain why the school system exceeded an alternate assessment participation rate of 1.0 percent for the 2018-2019 school year. **School systems must select NA (not applicable) or Applicable for each option below. Applicable must be chosen for at least one of the following and may be chosen for more than one of the following options:**

Applicable

- a. **If applicable, provide a brief description with supporting data** that identifies specific programs or circumstances within the school system that may contribute to higher enrollments of students identified with significant cognitive disabilities that would result in an alternate assessment participation rate in excess of 1.0 percent. (Example: The school system has schools, community and/or health facilities that draw large numbers of students with significant cognitive disabilities.):

There is a high incidence of students with disabilities in the district (15%).

NA

- b. **If applicable, briefly describe** how a small overall student enrollment in the school system contributes to the likelihood that even a small number of students found eligible to participate in the alternate assessment would result in a participation rate in excess of 1.0 percent (Example: The total tested population is less than 300 and the total number of students participating in the alternate assessment is 3 or less.):

Applicable



- c. **If applicable, briefly describe any other or additional justification of variables** that may contribute to the school system’s alternate assessment participation rate in excess of 1.0 percent:

The expansion of the alternate assessment criteria enabled additional students to qualify for participation in alternate assessment during the 2018-2019 school year.

2. By submitting this form, the school system assures that it is taking these required actions:

- The school system verifies that all students participating in the alternate assessment meet Louisiana’s participation criteria.
- The school system verifies that any disproportionality in the percentage of students in any subgroup taking the alternate assessment will be addressed.

**Required Signatures\***

|  |  |               |
|--|--|---------------|
| Special Education Director Signature*: |  | Date: 8/13/19 |
| Printed Name:                          | Debra McClarity  |               |
| Superintendent Signature*:             |   | Date: 8/13/19 |
| Printed Name:                          | Dr. Teresa Bagwell   |               |

\*Original signatures should be kept on file at the school system.

To submit this the justification form via email electronically click **email** .

To save the justification form as a PDF click **save** .

**SCHOOL SYSTEM ALTERNATE ASSESSMENT PARTICIPATION JUSTIFICATION**

The Department provided 2018-2019 school year alternate assessment data to school systems for review. If your school system assessed more than 1.0 percent of students on the alternate assessment in the 2018-2019 school year, LDOE anticipates that your school system will assess more than 1.0 percent of students on the alternate assessment in the 2019-2020 school year. School systems that exceed the 1.0 percent threshold must complete a justification and request a participation review. ESSA requires the Department to make these justifications publicly available, provided that it does not reveal personally identifiable information about an individual student.

School System: **St. Tammany**

Enter the percentage of students who participated in the alternate assessment during the 2018-2019 school year. This information was disseminated to your school system via FTP on or before July 19, 2019.

|                                  | Participation percentage for the 2018 – 2019 SY |
|----------------------------------|---|
| ELA: LEAP Connect Participation  | ██████ %  |
| Math: LEAP Connect Participation | ██████ %  |
| Science: LAA 1 Participation     | ██████ %  |

1. Explain why the school system exceeded an alternate assessment participation rate of 1.0 percent for the 2018-2019 school year. **School systems must select NA (not applicable) or Applicable for each option below. Applicable must be chosen for at least one of the following and may be chosen for more than one of the following options:**

Applicable

- a. **If applicable, provide a brief description with supporting data** that identifies specific programs or circumstances within the school system that may contribute to higher enrollments of students identified with significant cognitive disabilities that would result in an alternate assessment participation rate in excess of 1.0 percent. (Example: The school system has schools, community and/or health facilities that draw large numbers of students with significant cognitive disabilities.):

t. Tammany's sped department is very large. Before enrollment for the 19-20 school year, we had over 7000 SWD. So far this year, we have process close to 200 NPRs for new sped students. We are desired school system and tend to draw many families with SWD and significant disabilities in this geographical area.

NA

- b. **If applicable, briefly describe** how a small overall student enrollment in the school system contributes to the likelihood that even a small number of students found eligible to participate in the alternate assessment would result in a participation rate in excess of 1.0 percent (Example: The total tested population is less than 300 and the total number of students participating in the alternate assessment is 3 or less.):

NA



- c. **If applicable, briefly describe any other or additional justification of variables** that may contribute to the school system's alternate assessment participation rate in excess of 1.0 percent:



2. By submitting this form, the school system assures that it is taking these required actions:

- The school system verifies that all students participating in the alternate assessment meet Louisiana's participation criteria.
- The school system verifies that any disproportionality in the percentage of students in any subgroup taking the alternate assessment will be addressed.

**Required Signatures\***

|  |  |               |
|--|--|---------------|
| Special Education Director Signature*: |  | Date: 8/14/19 |
| Printed Name:                          | Jeanne M Bower   |               |
| Superintendent Signature*:             |  | Date:         |
| Printed Name:                          | W.L. "Trey" Folsie, III  |               |

\*Original signatures should be kept on file at the school system.

To submit this the justification form via email electronically click [email](#) .




To save the justification form as a PDF click [save](#) .

**SCHOOL SYSTEM ALTERNATE ASSESSMENT PARTICIPATION JUSTIFICATION**

The Department provided 2018-2019 school year alternate assessment data to school systems for review. If your school system assessed more than 1.0 percent of students on the alternate assessment in the 2018-2019 school year, LDOE anticipates that your school system will assess more than 1.0 percent of students on the alternate assessment in the 2019-2020 school year. School systems that exceed the 1.0 percent threshold must complete a justification and request a participation review. ESSA requires the Department to make these justifications publicly available, provided that it does not reveal personally identifiable information about an individual student.

School System: **St. Tammany**

Enter the percentage of students who participated in the alternate assessment during the 2018-2019 school year. This information was disseminated to your school system via FTP on or before July 19, 2019.

|                                  | Participation percentage for the 2018 – 2019 SY                                      |
|----------------------------------|--|
| ELA: LEAP Connect Participation  |  % |
| Math: LEAP Connect Participation |  % |
| Science: LAA 1 Participation     |  % |

1. Explain why the school system exceeded an alternate assessment participation rate of 1.0 percent for the 2018-2019 school year. **School systems must select NA (not applicable) or Applicable for each option below. Applicable must be chosen for at least one of the following and may be chosen for more than one of the following options:**

**Applicable**

- a. **If applicable, provide a brief description with supporting data** that identifies specific programs or circumstances within the school system that may contribute to higher enrollments of students identified with significant cognitive disabilities that would result in an alternate assessment participation rate in excess of 1.0 percent. (Example: The school system has schools, community and/or health facilities that draw large numbers of students with significant cognitive disabilities.):

t. Tammany's sped department is very large. Before enrollment for the 19-20 school year, we had over 7000 SWD. So far this year, we have process close to 200 NPRs for new sped students. We are desired school system and tend to draw many families with SWD and significant disabilities in this geographical area.

**NA**

- b. **If applicable, briefly describe** how a small overall student enrollment in the school system contributes to the likelihood that even a small number of students found eligible to participate in the alternate assessment would result in a participation rate in excess of 1.0 percent (Example: The total tested population is less than 300 and the total number of students participating in the alternate assessment is 3 or less.):



**NA**

- c. **If applicable, briefly describe any other or additional justification of variables** that may contribute to the school system's alternate assessment participation rate in excess of 1.0 percent:

2. By submitting this form, the school system assures that it is taking these required actions:

- The school system verifies that all students participating in the alternate assessment meet Louisiana's participation criteria.
- The school system verifies that any disproportionality in the percentage of students in any subgroup taking the alternate assessment will be addressed.

**Required Signatures\***

|  |  |               |
|--|--|---------------|
| Special Education Director Signature*: |  | Date: 8/14/19 |
| Printed Name:                          | Jeanne M Bower   |               |
| Superintendent Signature*:             |  | Date:         |
| Printed Name:                          | W.L. "Trey" Folsie, III  |               |

\*Original signatures should be kept on file at the school system.

To submit this the justification form via email electronically click [email](#) .

To save the justification form as a PDF click [save](#) .

**SCHOOL SYSTEM ALTERNATE ASSESSMENT PARTICIPATION JUSTIFICATION**

The Department provided 2018-2019 school year alternate assessment data to school systems for review. If your school system assessed more than 1.0 percent of students on the alternate assessment in the 2018-2019 school year, LDOE anticipates that your school system will assess more than 1.0 percent of students on the alternate assessment in the 2019-2020 school year. School systems that exceed the 1.0 percent threshold must complete a justification and request a participation review. ESSA requires the Department to make these justifications publicly available, provided that it does not reveal personally identifiable information about an individual student.

School System: **Tangipahoa Parish School System**

Enter the percentage of students who participated in the alternate assessment during the 2018-2019 school year. This information was disseminated to your school system via FTP on or before July 19, 2019.

|                                  | Participation percentage for the 2018 – 2019 SY |
|----------------------------------|---|
| ELA: LEAP Connect Participation  | [REDACTED] %                                    |
| Math: LEAP Connect Participation | [REDACTED] %                                    |
| Science: LAA 1 Participation     | [REDACTED] %                                    |

1. Explain why the school system exceeded an alternate assessment participation rate of 1.0 percent for the 2018-2019 school year. **School systems must select NA (not applicable) or Applicable for each option below. Applicable must be chosen for at least one of the following and may be chosen for more than one of the following options:**

NA

- a. **If applicable, provide a brief description with supporting data that identifies specific programs or circumstances within the school system that may contribute to higher enrollments of students identified with significant cognitive disabilities that would result in an alternate assessment participation rate in excess of 1.0 percent. (Example: The school system has schools, community and/or health facilities that draw large numbers of students with significant cognitive disabilities.):**

[REDACTED]

NA

- b. **If applicable, briefly describe how a small overall student enrollment in the school system contributes to the likelihood that even a small number of students found eligible to participate in the alternate assessment would result in a participation rate in excess of 1.0 percent (Example: The total tested population is less than 300 and the total number of students participating in the alternate assessment is 3 or less.):**

[REDACTED]

Applicable

- c. **If applicable, briefly describe any other or additional justification of variables that may contribute to the school system’s alternate assessment participation rate in excess of 1.0 percent:**

The criteria used for Alternate Assessment Determination was expanded which caused more students to qualify for this type of assessment.

**SCHOOL SYSTEM ALTERNATE ASSESSMENT PARTICIPATION JUSTIFICATION**

The Department provided 2018-2019 school year alternate assessment data to school systems for review. If your school system assessed more than 1.0 percent of students on the alternate assessment in the 2018-2019 school year, LDOE anticipates that your school system will assess more than 1.0 percent of students on the alternate assessment in the 2019-2020 school year. School systems that exceed the 1.0 percent threshold must complete a justification and request a participation review. ESSA requires the Department to make these justifications publicly available, provided that it does not reveal personally identifiable information about an individual student.

**School System:** Tensas Parish

Enter the percentage of students who participated in the alternate assessment during the 2018-2019 school year. This information was disseminated to your school system via FTP on or before July 19, 2019.

|   | Participation percentage for the 2018 – 2019 SY |   |
|---|---|---|
| <b>ELA:</b> LEAP Connect Participation  |   | % |
| <b>Math:</b> LEAP Connect Participation |   | % |
| <b>Science:</b> LAA 1 Participation     |   | % |

1. Explain why the school system exceeded an alternate assessment participation rate of 1.0 percent for the 2018-2019 school year. **School systems must select NA (not applicable) or Applicable for each option below. Applicable must be chosen for at least one of the following and may be chosen for more than one of the following options:**

Applicable

- a. **If applicable, provide a brief description with supporting data that identifies specific programs or circumstances within the school system that may contribute to higher enrollments of students identified with significant cognitive disabilities that would result in an alternate assessment participation rate in excess of 1.0 percent. (Example: The school system has schools, community and/or health facilities that draw large numbers of students with significant cognitive disabilities.):**

The school system has a low number of students in the district coupled with a high number of those being classified as having students with disabilities. Nearly 22% of our population are classified as receiving special education services. Nearly 11 percent of those students have significant cognitive disabilities.

Applicable

- b. **If applicable, briefly describe how a small overall student enrollment in the school system contributes to the likelihood that even a small number of students found eligible to participate in the alternate assessment would result in a participation rate in excess of 1.0 percent (Example: The total tested population is less than 300 and the total number of students participating in the alternate assessment is 3 or less.):**

The total tested population in the district is 204 and the total number of students participating in the alternate assessment is 10.

Applicable





- c. **If applicable, briefly describe any other or additional justification of variables that may contribute to the school system’s alternate assessment participation rate in excess of 1.0 percent:**

Additionally, we have students that have been taught LEAP connect who are considered mild but do not meet the 3 standard deviations cutoff. They have not functioned well in the regular classroom setting and cannot grasp the material. Because of the curriculum they were taught, the IEP team felt that they would not be able to participate in LEAP 2025.

2. By submitting this form, the school system assures that it is taking these required actions:

- The school system verifies that all students participating in the alternate assessment meet Louisiana’s participation criteria.
- The school system verifies that any disproportionality in the percentage of students in any subgroup taking the alternate assessment will be addressed.

**Required Signatures\***

|  |  |   |
|--|--|---|
| Special Education Director Signature*: |  | Date:  |
| Printed Name:                          | Quanteeta McCarthy   |   |
| Superintendent Signature*:             |   | Date:  |
| Printed Name:                          | Dr. Paul E. Nelson   |   |

\*Original signatures should be kept on file at the school system.

To submit this the justification form via email electronically click




To save the justification form as a PDF click

**SCHOOL SYSTEM ALTERNATE ASSESSMENT PARTICIPATION JUSTIFICATION**

The Department provided 2018-2019 school year alternate assessment data to school systems for review. If your school system assessed more than 1.0 percent of students on the alternate assessment in the 2018-2019 school year, LDOE anticipates that your school system will assess more than 1.0 percent of students on the alternate assessment in the 2019-2020 school year. School systems that exceed the 1.0 percent threshold must complete a justification and request a participation review. ESSA requires the Department to make these justifications publicly available, provided that it does not reveal personally identifiable information about an individual student.

**School System:** Terrebonne

Enter the percentage of students who participated in the alternate assessment during the 2018-2019 school year. This information was disseminated to your school system via FTP on or before July 19, 2019.

|   | Participation percentage for the 2018 – 2019 SY                                      |
|---|--|
| <b>ELA:</b> LEAP Connect Participation  |  % |
| <b>Math:</b> LEAP Connect Participation |  % |
| <b>Science:</b> LAA 1 Participation     |  % |

1. Explain why the school system exceeded an alternate assessment participation rate of 1.0 percent for the 2018-2019 school year. **School systems must select NA (not applicable) or Applicable for each option below. Applicable must be chosen for at least one of the following and may be chosen for more than one of the following options:**

Applicable

- a. **If applicable, provide a brief description with supporting data** that identifies specific programs or circumstances within the school system that may contribute to higher enrollments of students identified with significant cognitive disabilities that would result in an alternate assessment participation rate in excess of 1.0 percent. (Example: The school system has schools, community and/or health facilities that draw large numbers of students with significant cognitive disabilities.):

The Terrebonne Parish School District operates the School for Exceptional Children for medically fragile students with significant disabilities. The Alternate Assessment participation rate at this site is 100%.

NA

- b. **If applicable, briefly describe** how a small overall student enrollment in the school system contributes to the likelihood that even a small number of students found eligible to participate in the alternate assessment would result in a participation rate in excess of 1.0 percent (Example: The total tested population is less than 300 and the total number of students participating in the alternate assessment is 3 or less.):

NA

- c. **If applicable, briefly describe any other or additional justification of variables** that may contribute to the school system’s alternate assessment participation rate in excess of 1.0 percent:

2. By submitting this form, the school system assures that it is taking these required actions:

- The school system verifies that all students participating in the alternate assessment meet Louisiana’s participation criteria.
- The school system verifies that any disproportionality in the percentage of students in any subgroup taking the alternate assessment will be addressed.

**Required Signatures\***

|  |                      |
|--|----------------------|
| <b>Special Education Director Signature*:</b> [Redacted] | <b>Date:</b> 8/13/19 |
| <b>Printed Name:</b> Mary Aucoin                         |                      |
| <b>Superintendent Signature*:</b> [Redacted]             | <b>Date:</b> 8/14/19 |
| <b>Printed Name:</b> Philip Martin                       |                      |

\*Original signatures should be kept on file at the school system.

To submit this the justification form via email electronically click [email](#) .

To save the justification form as a PDF click [save](#) .






**SCHOOL SYSTEM ALTERNATE ASSESSMENT PARTICIPATION JUSTIFICATION**

The Department provided 2018-2019 school year alternate assessment data to school systems for review. If your school system assessed more than 1.0 percent of students on the alternate assessment in the 2018-2019 school year, LDOE anticipates that your school system will assess more than 1.0 percent of students on the alternate assessment in the 2019-2020 school year. School systems that exceed the 1.0 percent threshold must complete a justification and request a participation review. ESSA requires the Department to make these justifications publicly available, provided that it does not reveal personally identifiable information about an individual student.

**School System:** Union

Enter the percentage of students who participated in the alternate assessment during the 2018-2019 school year. This information was disseminated to your school system via FTP on or before July 19, 2019.

|   | Participation percentage for the 2018 – 2019 SY                                      |
|---|--|
| <b>ELA:</b> LEAP Connect Participation  |  % |
| <b>Math:</b> LEAP Connect Participation |  % |
| <b>Science:</b> LAA 1 Participation     |  % |

1. Explain why the school system exceeded an alternate assessment participation rate of 1.0 percent for the 2018-2019 school year. **School systems must select NA (not applicable) or Applicable for each option below. Applicable must be chosen for at least one of the following and may be chosen for more than one of the following options:**

Applicable

- a. **If applicable, provide a brief description with supporting data** that identifies specific programs or circumstances within the school system that may contribute to higher enrollments of students identified with significant cognitive disabilities that would result in an alternate assessment participation rate in excess of 1.0 percent. (Example: The school system has schools, community and/or health facilities that draw large numbers of students with significant cognitive disabilities.):

Union Parish has 3 charter schools and 1 private Christian school. Therefore, Union Parish serves the majority of students that have significant cognitive disabilities residing in this area.

NA

- b. **If applicable, briefly describe** how a small overall student enrollment in the school system contributes to the likelihood that even a small number of students found eligible to participate in the alternate assessment would result in a participation rate in excess of 1.0 percent (Example: The total tested population is less than 300 and the total number of students participating in the alternate assessment is 3 or less.):

Although our numbers exceeded that state cap of 1% for alternate assessment participation, all students met the criteria for participation as established by LDOE requirements.

NA

- c. **If applicable, briefly describe any other or additional justification of variables** that may contribute to the school system’s alternate assessment participation rate in excess of 1.0 percent:

Eighty-five percent of our total school population qualifies as low income. Of the 2 schools that exceeded the 1% cap, eight-nine percent of the student population are considered low income.

2. By submitting this form, the school system assures that it is taking these required actions:

- The school system verifies that all students participating in the alternate assessment meet Louisiana’s participation criteria.
- The school system verifies that any disproportionality in the percentage of students in any subgroup taking the alternate assessment will be addressed.

**Required Signatures\***

|  |                      |
|--|----------------------|
| <b>Special Education Director Signature*:</b> [Redacted] | <b>Date:</b> 8/12/19 |
| <b>Printed Name:</b> Dr. Rhonda Davis                    |                      |
| <b>Superintendent Signature*:</b> [Redacted]             | <b>Date:</b> 8/12/19 |
| <b>Printed Name:</b> Ted Reeves                          |                      |

\*Original signatures should be kept on file at the school system.

To submit this the justification form via email electronically click [email](#) .




To save the justification form as a PDF click [save](#) .

**SCHOOL SYSTEM ALTERNATE ASSESSMENT PARTICIPATION JUSTIFICATION**

The Department provided 2018-2019 school year alternate assessment data to school systems for review. If your school system assessed more than 1.0 percent of students on the alternate assessment in the 2018-2019 school year, LDOE anticipates that your school system will assess more than 1.0 percent of students on the alternate assessment in the 2019-2020 school year. School systems that exceed the 1.0 percent threshold must complete a justification and request a participation review. ESSA requires the Department to make these justifications publicly available, provided that it does not reveal personally identifiable information about an individual student.

**School System:** 057- Vermilion Parish

Enter the percentage of students who participated in the alternate assessment during the 2018-2019 school year. This information was disseminated to your school system via FTP on or before July 19, 2019.

|   | Participation percentage for the 2018 – 2019 SY                                      |
|---|--|
| <b>ELA:</b> LEAP Connect Participation  |  % |
| <b>Math:</b> LEAP Connect Participation |  % |
| <b>Science:</b> LAA 1 Participation     |  % |

1. Explain why the school system exceeded an alternate assessment participation rate of 1.0 percent for the 2018-2019 school year. **School systems must select NA (not applicable) or Applicable for each option below. Applicable must be chosen for at least one of the following and may be chosen for more than one of the following options:**

- a. **If applicable, provide a brief description with supporting data** that identifies specific programs or circumstances within the school system that may contribute to higher enrollments of students identified with significant cognitive disabilities that would result in an alternate assessment participation rate in excess of 1.0 percent. (Example: The school system has schools, community and/or health facilities that draw large numbers of students with significant cognitive disabilities.):

The school system has schools, community an/or health facilities that draw large numbers of students with significant cognitive disabilities. Vermilion is a rural district which attracts migrant workers in the seafood and agriculture industries which can contribute to the subgroup populations.

- b. **If applicable, briefly describe** how a small overall student enrollment in the school system contributes to the likelihood that even a small number of students found eligible to participate in the alternate assessment would result in a participation rate in excess of 1.0 percent (Example: The total tested population is less than 300 and the total number of students participating in the alternate assessment is 3 or less.):

- c. **If applicable, briefly describe any other or additional justification of variables** that may contribute to the school system’s alternate assessment participation rate in excess of 1.0 percent:

A

NA

NA

2. By submitting this form, the school system assures that it is taking these required actions:

- The school system verifies that all students participating in the alternate assessment meet Louisiana’s participation criteria.
- The school system verifies that any disproportionality in the percentage of students in any subgroup taking the alternate assessment will be addressed.

**Required Signatures\***

|   |  |              |           |
|---|--|--------------|-----------|
| <b>Special Education Director Signature*:</b> |  | <b>Date:</b> | 8-16-2019 |
| <b>Printed Name:</b>                          | Regina Hebert  |              |           |
| <b>Superintendent Signature*:</b>             |  | <b>Date:</b> | 8-16-2019 |
| <b>Printed Name:</b>                          | Paul Hebert  |              |           |

\*Original signatures should be kept on file at the school system.

To submit this the justification form via email electronically click [email](#) .

To save the justification form as a PDF click [save](#) .

**SCHOOL SYSTEM ALTERNATE ASSESSMENT PARTICIPATION JUSTIFICATION**

The Department provided 2018-2019 school year alternate assessment data to school systems for review. If your school system assessed more than 1.0 percent of students on the alternate assessment in the 2018-2019 school year, LDOE anticipates that your school system will assess more than 1.0 percent of students on the alternate assessment in the 2019-2020 school year. School systems that exceed the 1.0 percent threshold must complete a justification and request a participation review. ESSA requires the Department to make these justifications publicly available, provided that it does not reveal personally identifiable information about an individual student.

School System: Vernon Parish

Enter the percentage of students who participated in the alternate assessment during the 2018-2019 school year. This information was disseminated to your school system via FTP on or before July 19, 2019.

|                                  | Participation percentage for the 2018 – 2019 SY |
|----------------------------------|---|
| ELA: LEAP Connect Participation  | [REDACTED] %                                    |
| Math: LEAP Connect Participation | [REDACTED] %                                    |
| Science: LAA 1 Participation     | [REDACTED] %                                    |

1. Explain why the school system exceeded an alternate assessment participation rate of 1.0 percent for the 2018-2019 school year. School systems must select NA (not applicable) or Applicable for each option below. Applicable must be chosen for at least one of the following and may be chosen for more than one of the following options:

Applicable

a. If applicable, provide a brief description with supporting data that identifies specific programs or circumstances within the school system that may contribute to higher enrollments of students identified with significant cognitive disabilities that would result in an alternate assessment participation rate in excess of 1.0 percent. (Example: The school system has schools, community and/or health facilities that draw large numbers of students with significant cognitive disabilities.):

The school district incurs numerous students who have transitioned here due to Military reassignment. Several of these students have been previously identified as Intellectually Disabled Students and have met the criteria for Alternate Assessment in their previous school setting. Due to the Military Compact, the evaluations of these students are accepted per Military Compact agreement. This population of students do not have to meet Bulletin 1508 criteria prior to placement.

Applicable

b. If applicable, briefly describe how a small overall student enrollment in the school system contributes to the likelihood that even a small number of students found eligible to participate in the alternate assessment would result in a participation rate in excess of 1.0 percent (Example: The total tested population is less than 300 and the total number of students participating in the alternate assessment is 3 or less.):

In Vernon Parish, we have several schools with a small population being tested and the total number of students participating in the alternate assessment is more than 3.

NA



c. If applicable, briefly describe any other or additional justification of variables that may contribute to the school system's alternate assessment participation rate in excess of 1.0 percent:

[REDACTED]

2. By submitting this form, the school system assures that it is taking these required actions:

- The school system verifies that all students participating in the alternate assessment meet Louisiana's participation criteria.
- The school system verifies that any disproportionality in the percentage of students in any subgroup taking the alternate assessment will be addressed.

**Required Signatures\***

|  |  |               |
|--|--|---------------|
| Special Education Director Signature*: |  | Date: 8/20/19 |
| Printed Name:                          | Charlotte Cooper   |               |
| Superintendent Signature*:             |  | Date: 8/20/19 |
| Printed Name:                          | James Williams   |               |

\*Original signatures should be kept on file at the school system.

To submit this the justification form via email electronically click **email** .

To save the justification form as a PDF click **save** .

**SCHOOL SYSTEM ALTERNATE ASSESSMENT PARTICIPATION JUSTIFICATION**

The Department provided 2018-2019 school year alternate assessment data to school systems for review. If your school system assessed more than 1.0 percent of students on the alternate assessment in the 2018-2019 school year, LDOE anticipates that your school system will assess more than 1.0 percent of students on the alternate assessment in the 2019-2020 school year. School systems that exceed the 1.0 percent threshold must complete a justification and request a participation review. ESSA requires the Department to make these justifications publicly available, provided that it does not reveal personally identifiable information about an individual student.

**School System:** Washington Parish

Enter the percentage of students who participated in the alternate assessment during the 2018-2019 school year. This information was disseminated to your school system via FTP on or before July 19, 2019.

|   | Participation percentage for the 2018 – 2019 SY |   |
|---|---|---|
| <b>ELA: LEAP Connect Participation</b>  |   | % |
| <b>Math: LEAP Connect Participation</b> |   | % |
| <b>Science: LAA 1 Participation</b>     |   | % |

1. Explain why the school system exceeded an alternate assessment participation rate of 1.0 percent for the 2018-2019 school year. **School systems must select NA (not applicable) or Applicable for each option below. Applicable must be chosen for at least one of the following and may be chosen for more than one of the following options:**

Applicable

- a. **If applicable, provide a brief description with supporting data** that identifies specific programs or circumstances within the school system that may contribute to higher enrollments of students identified with significant cognitive disabilities that would result in an alternate assessment participation rate in excess of 1.0 percent. (Example: The school system has schools, community and/or health facilities that draw large numbers of students with significant cognitive disabilities.):

WPSS is a rural, high poverty district. The schools with the highest percentage of students who qualify for alternate assessment are in the most rural schools in the district. The district has a large number of families who foster students with multiple disabilities. The previous expansion of AA criteria also attributed to the increase in AA participation. Under the new regulations, the percentage of eligible students will likely decrease.

NA

- b. **If applicable, briefly describe** how a small overall student enrollment in the school system contributes to the likelihood that even a small number of students found eligible to participate in the alternate assessment would result in a participation rate in excess of 1.0 percent (Example: The total tested population is less than 300 and the total number of students participating in the alternate assessment is 3 or less.):



NA

- c. **If applicable, briefly describe any other or additional justification of variables** that may contribute to the school system’s alternate assessment participation rate in excess of 1.0 percent:

2. By submitting this form, the school system assures that it is taking these required actions:

- ✓ The school system verifies that all students participating in the alternate assessment meet Louisiana’s participation criteria.
- ✓ The school system verifies that any disproportionality in the percentage of students in any subgroup taking the alternate assessment will be addressed.

**Required Signatures\***

|   |               |
|---|---------------|
| Special Education Director Signature*:<br> | Date: 8/13/19 |
| Printed Name: Tricia Smith  |               |
| Superintendent Signature*:<br>             | Date: 8/13/19 |
| Printed Name: Darrell Fairburn  |               |

\*Original signatures should be kept on file at the school system.

To submit this the justification form via email electronically click

To save the justification form as a PDF click



**SCHOOL SYSTEM ALTERNATE ASSESSMENT PARTICIPATION JUSTIFICATION**

The Department provided 2018-2019 school year alternate assessment data to school systems for review. If your school system assessed more than 1.0 percent of students on the alternate assessment in the 2018-2019 school year, LDOE anticipates that your school system will assess more than 1.0 percent of students on the alternate assessment in the 2019-2020 school year. School systems that exceed the 1.0 percent threshold must complete a justification and request a participation review. ESSA requires the Department to make these justifications publicly available, provided that it does not reveal personally identifiable information about an individual student.

School System: **Webstre Parish**

Enter the percentage of students who participated in the alternate assessment during the 2018-2019 school year. This information was disseminated to your school system via FTP on or before July 19, 2019.

|                                  | Participation percentage<br>for the 2018 – 2019 SY |
|----------------------------------|--|
| ELA: LEAP Connect Participation  | [REDACTED] %                                       |
| Math: LEAP Connect Participation | [REDACTED] %                                       |
| Science: LAA 1 Participation     | [REDACTED] %                                       |

1. Explain why the school system exceeded an alternate assessment participation rate of 1.0 percent for the 2018-2019 school year. School systems must select **NA (not applicable)** or **Applicable** for each option below. **Applicable** must be chosen for at least one of the following and may be chosen for more than one of the following options:

**NA**

a. If applicable, provide a brief description with supporting data that identifies specific programs or circumstances within the school system that may contribute to higher enrollments of students identified with significant cognitive disabilities that would result in an alternate assessment participation rate in excess of 1.0 percent. (Example: The school system has schools, community and/or health facilities that draw large numbers of students with significant cognitive disabilities.):

[REDACTED]

**NA**

b. If applicable, briefly describe how a small overall student enrollment in the school system contributes to the likelihood that even a small number of students found eligible to participate in the alternate assessment would result in a participation rate in excess of 1.0 percent (Example: The total tested population is less than 300 and the total number of students participating in the alternate assessment is 3 or less.):

[REDACTED]

**Applicable**

c. If applicable, briefly describe any other or additional justification of variables that may contribute to the school system’s alternate assessment participation rate in excess of 1.0 percent:

We have students with documented cognitive disabilities that contribute to our alternate assessment participation rate. These students meet the criteria in Bulletin 1508.

2. By submitting this form, the school system assures that it is taking these required actions:

- The school system verifies that all students participating in the alternate assessment meet Louisiana's participation criteria.
- The school system verifies that any disproportionality in the percentage of students in any subgroup taking the alternate assessment will be addressed.

**Required Signatures\***

|   |               |
|---|---------------|
| Special Education Director Signature*:<br><i>Melanie Jacobs</i> | Date: 8/14/19 |
| Printed Name: <b>Melanie Jacobs</b>                             |               |
| Superintendent Signature*:<br><i>J. Rowland</i>                 | Date: 8/14/19 |
| Printed Name: <b>Johnny Rowland</b>                             |               |

\*Original signatures should be kept on file at the school system.

To submit this the justification form via email electronically click **email** .

1

To save the justification form as a PDF click **save** .

3

4




5

**SCHOOL SYSTEM ALTERNATE ASSESSMENT PARTICIPATION JUSTIFICATION**

The Department provided 2018-2019 school year alternate assessment data to school systems for review. If your school system assessed more than 1.0 percent of students on the alternate assessment in the 2018-2019 school year, LDOE anticipates that your school system will assess more than 1.0 percent of students on the alternate assessment in the 2019-2020 school year. School systems that exceed the 1.0 percent threshold must complete a justification and request a participation review. ESSA requires the Department to make these justifications publicly available, provided that it does not reveal personally identifiable information about an individual student.

**School System:** West Baton Rouge School System

Enter the percentage of students who participated in the alternate assessment during the 2018-2019 school year. This information was disseminated to your school system via FTP on or before July 19, 2019.

|   | Participation percentage for the 2018 – 2019 SY                                      |
|---|--|
| <b>ELA:</b> LEAP Connect Participation  |  % |
| <b>Math:</b> LEAP Connect Participation |  % |
| <b>Science:</b> LAA 1 Participation     |  % |

1. Explain why the school system exceeded an alternate assessment participation rate of 1.0 percent for the 2018-2019 school year. **School systems must select NA (not applicable) or Applicable for each option below. Applicable must be chosen for at least one of the following and may be chosen for more than one of the following options:**

NA

- a. **If applicable, provide a brief description with supporting data** that identifies specific programs or circumstances within the school system that may contribute to higher enrollments of students identified with significant cognitive disabilities that would result in an alternate assessment participation rate in excess of 1.0 percent. (Example: The school system has schools, community and/or health facilities that draw large numbers of students with significant cognitive disabilities.):

NA

- b. **If applicable, briefly describe** how a small overall student enrollment in the school system contributes to the likelihood that even a small number of students found eligible to participate in the alternate assessment would result in a participation rate in excess of 1.0 percent (Example: The total tested population is less than 300 and the total number of students participating in the alternate assessment is 3 or less.):

Applicable

- c. **If applicable, briefly describe any other or additional justification of variables** that may contribute to the school system’s alternate assessment participation rate in excess of 1.0 percent:

The district strictly adheres to the Alternate Assessment Participation Criteria established by the state of Louisiana. Consequently, as a result of being a small district with a smaller cohort of students being assessed, our LEAP Connect participation percentage is slightly over the 1% threshold.

2. By submitting this form, the school system assures that it is taking these required actions:

- The school system verifies that all students participating in the alternate assessment meet Louisiana’s participation criteria.
- The school system verifies that any disproportionality in the percentage of students in any subgroup taking the alternate assessment will be addressed.

**Required Signatures\***

|  |                      |
|--|----------------------|
| <b>Special Education Director Signature*:</b>  | <b>Date:</b> 8/14/19 |
| <b>Printed Name:</b> Callie Kershaw  |                      |
| <b>Superintendent Signature*:</b>              | <b>Date:</b> 8/14/19 |
| <b>Printed Name:</b> Wes Watts   |                      |

\*Original signatures should be kept on file at the school system.

To submit this the justification form via email electronically click [email](#) .

To save the justification form as a PDF click [save](#) .

**SCHOOL SYSTEM ALTERNATE ASSESSMENT PARTICIPATION JUSTIFICATION**

The Department provided 2018-2019 school year alternate assessment data to school systems for review. If your school system assessed more than 1.0 percent of students on the alternate assessment in the 2018-2019 school year, LDOE anticipates that your school system will assess more than 1.0 percent of students on the alternate assessment in the 2019-2020 school year. School systems that exceed the 1.0 percent threshold must complete a justification and request a participation review. ESSA requires the Department to make these justifications publicly available, provided that it does not reveal personally identifiable information about an individual student.

**School System:** West Carroll Parish Schools

Enter the percentage of students who participated in the alternate assessment during the 2018-2019 school year. This information was disseminated to your school system via FTP on or before July 19, 2019.

|                                  | Participation percentage for the 2018 – 2019 SY |
|----------------------------------|---|
| ELA: LEAP Connect Participation  | ██████ %  |
| Math: LEAP Connect Participation | ██████ %  |
| Science: LAA 1 Participation     | ██████ %  |

1. Explain why the school system exceeded an alternate assessment participation rate of 1.0 percent for the 2018-2019 school year. **School systems must select NA (not applicable) or Applicable for each option below. Applicable must be chosen for at least one of the following and may be chosen for more than one of the following options:**

A

- a. **If applicable, provide a brief description with supporting data** that identifies specific programs or circumstances within the school system that may contribute to higher enrollments of students identified with significant cognitive disabilities that would result in an alternate assessment participation rate in excess of 1.0 percent. (Example: The school system has schools, community and/or health facilities that draw large numbers of students with significant cognitive disabilities.):

West Carroll Parish student population is very fluid. Students move in and out of the district frequently. Families will often live with relatives or friends because of economic reasons.

A

- b. **If applicable, briefly describe** how a small overall student enrollment in the school system contributes to the likelihood that even a small number of students found eligible to participate in the alternate assessment would result in a participation rate in excess of 1.0 percent (Example: The total tested population is less than 300 and the total number of students participating in the alternate assessment is 3 or less.):

West Carroll Parish is a small, rural parish with a special education population of approximately 300. The total of students participating in assessment was 1039. Seventeen (17) students were eligible for LEAP Connect.

A


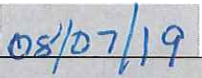


- c. **If applicable, briefly describe any other or additional justification of variables** that may contribute to the school system’s alternate assessment participation rate in excess of 1.0 percent:

Several students that are eligible for LEAP Connect are transfers within and out-of-state. The previous IEP committee determined that the student was eligible. Therefore, West Carroll reviewed the date and found that the student continued to meet eligibility requirements.

2. By submitting this form, the school system assures that it is taking these required actions:

- The school system verifies that all students participating in the alternate assessment meet Louisiana's participation criteria.
- The school system verifies that any disproportionality in the percentage of students in any subgroup taking the alternate assessment will be addressed.

**Required Signatures\***

|   |  |  |
|---|--|--|
| <b>Special Education Director Signature*:</b> |  | <b>Date:</b>  |
| <b>Printed Name:</b>                          | Melanie Schrock  |  |
| <b>Superintendent Signature*:</b>             |  | <b>Date:</b>  |
| <b>Printed Name:</b>                          | Richard M. Strong  |  |

\*Original signatures should be kept on file at the school system.

To submit this the justification form via email electronically click **email** .

To save the justification form as a PDF click **save** .

**SCHOOL SYSTEM ALTERNATE ASSESSMENT PARTICIPATION JUSTIFICATION**

The Department provided 2018-2019 school year alternate assessment data to school systems for review. If your school system assessed more than 1.0 percent of students on the alternate assessment in the 2018-2019 school year, LDOE anticipates that your school system will assess more than 1.0 percent of students on the alternate assessment in the 2019-2020 school year. School systems that exceed the 1.0 percent threshold must complete a justification and request a participation review. ESSA requires the Department to make these justifications publicly available, provided that it does not reveal personally identifiable information about an individual student.

**School System:** West Feliciana Parish Schools

Enter the percentage of students who participated in the alternate assessment during the 2018-2019 school year. This information was disseminated to your school system via FTP on or before July 19, 2019.

|   | Participation percentage for the 2018 – 2019 SY |   |
|---|---|---|
| <b>ELA:</b> LEAP Connect Participation  |   | % |
| <b>Math:</b> LEAP Connect Participation |   | % |
| <b>Science:</b> LAA 1 Participation     |   | % |

1. Explain why the school system exceeded an alternate assessment participation rate of 1.0 percent for the 2018-2019 school year. **School systems must select NA (not applicable) or Applicable for each option below. Applicable must be chosen for at least one of the following and may be chosen for more than one of the following options:**

NA

a. **If applicable, provide a brief description with supporting data** that identifies specific programs or circumstances within the school system that may contribute to higher enrollments of students identified with significant cognitive disabilities that would result in an alternate assessment participation rate in excess of 1.0 percent. (Example: The school system has schools, community and/or health facilities that draw large numbers of students with significant cognitive disabilities.):

NA

b. **If applicable, briefly describe** how a small overall student enrollment in the school system contributes to the likelihood that even a small number of students found eligible to participate in the alternate assessment would result in a participation rate in excess of 1.0 percent (Example: The total tested population is less than 300 and the total number of students participating in the alternate assessment is 3 or less.):

NA



c. **If applicable, briefly describe any other or additional justification of variables** that may contribute to the school system’s alternate assessment participation rate in excess of 1.0 percent:

Each year our district is experiencing an increase in the number of students with disabilities. Many have been identified prior to enrolling with us. Based on the established criteria for LEAP Connect that was in place 2018-2019, the appropriate students qualified for participation in the Alternate Assessment. Fortunately, our participation rate decreased for the 1.5 rate last year. All efforts will be made to decrease this rate again.

2. By submitting this form, the school system assures that it is taking these required actions:

- The school system verifies that all students participating in the alternate assessment meet Louisiana’s participation criteria.
- The school system verifies that any disproportionality in the percentage of students in any subgroup taking the alternate assessment will be addressed.

**Required Signatures\***

|   |                  |
|---|------------------|
| Special Education Director Signature*:<br> | Date: 08/12/2019 |
| Printed Name: Carolyn S. Lee  |                  |
| Superintendent Signature*:<br>             | Date: 08/12/2019 |
| Printed Name: Hollis Milton   |                  |

\*Original signatures should be kept on file at the school system.

To submit this the justification form via email electronically click [email](#) .

To save the justification form as a PDF click [save](#) .



**SCHOOL SYSTEM ALTERNATE ASSESSMENT PARTICIPATION JUSTIFICATION**

The Department provided 2018-2019 school year alternate assessment data to school systems for review. If your school system assessed more than 1.0 percent of students on the alternate assessment in the 2018-2019 school year, LDOE anticipates that your school system will assess more than 1.0 percent of students on the alternate assessment in the 2019-2020 school year. School systems that exceed the 1.0 percent threshold must complete a justification and request a participation review. ESSA requires the Department to make these justifications publicly available, provided that it does not reveal personally identifiable information about an individual student.

**School System:** West Feliciana Parish Schools

Enter the percentage of students who participated in the alternate assessment during the 2018-2019 school year. This information was disseminated to your school system via FTP on or before July 19, 2019.

|   | Participation percentage for the 2018 – 2019 SY |   |
|---|---|---|
| <b>ELA:</b> LEAP Connect Participation  |   | % |
| <b>Math:</b> LEAP Connect Participation |   | % |
| <b>Science:</b> LAA 1 Participation     |   | % |

1. Explain why the school system exceeded an alternate assessment participation rate of 1.0 percent for the 2018-2019 school year. **School systems must select NA (not applicable) or Applicable for each option below. Applicable must be chosen for at least one of the following and may be chosen for more than one of the following options:**

NA

- a. **If applicable, provide a brief description with supporting data** that identifies specific programs or circumstances within the school system that may contribute to higher enrollments of students identified with significant cognitive disabilities that would result in an alternate assessment participation rate in excess of 1.0 percent. (Example: The school system has schools, community and/or health facilities that draw large numbers of students with significant cognitive disabilities.):

NA

- b. **If applicable, briefly describe** how a small overall student enrollment in the school system contributes to the likelihood that even a small number of students found eligible to participate in the alternate assessment would result in a participation rate in excess of 1.0 percent (Example: The total tested population is less than 300 and the total number of students participating in the alternate assessment is 3 or less.):

NA



- c. **If applicable, briefly describe any other or additional justification of variables** that may contribute to the school system’s alternate assessment participation rate in excess of 1.0 percent:

Each year our district is experiencing an increase in the number of students with disabilities. Many have been identified prior to enrolling with us. Based on the established criteria for LEAP Connect that was in place 2018-2019, the appropriate students qualified for participation in the Alternate Assessment. Fortunately, our participation rate decreased for the 1.5 rate last year. All efforts will be made to decrease this rate again.

2. By submitting this form, the school system assures that it is taking these required actions:

- The school system verifies that all students participating in the alternate assessment meet Louisiana’s participation criteria.
- The school system verifies that any disproportionality in the percentage of students in any subgroup taking the alternate assessment will be addressed.

**Required Signatures\***

|   |                  |
|---|------------------|
| Special Education Director Signature*:<br> | Date: 08/12/2019 |
| Printed Name: Carolyn S. Lee  |                  |
| Superintendent Signature*:<br>             | Date: 08/12/2019 |
| Printed Name: Hollis Milton   |                  |

\*Original signatures should be kept on file at the school system.

To submit this the justification form via email electronically click [email](#) .

To save the justification form as a PDF click [save](#) .

**SCHOOL SYSTEM ALTERNATE ASSESSMENT PARTICIPATION JUSTIFICATION**

The Department provided 2018-2019 school year alternate assessment data to school systems for review. If your school system assessed more than 1.0 percent of students on the alternate assessment in the 2018-2019 school year, LDOE anticipates that your school system will assess more than 1.0 percent of students on the alternate assessment in the 2019-2020 school year. School systems that exceed the 1.0 percent threshold must complete a justification and request a participation review. ESSA requires the Department to make these justifications publicly available, provided that it does not reveal personally identifiable information about an individual student.

School System: Winn Parish

Enter the percentage of students who participated in the alternate assessment during the 2018-2019 school year. This information was disseminated to your school system via FTP on or before July 19, 2019.

|                                  | Participation percentage for the 2018 – 2019 SY |
|----------------------------------|---|
| ELA: LEAP Connect Participation  | [REDACTED] %                                    |
| Math: LEAP Connect Participation | [REDACTED] %                                    |
| Science: LAA 1 Participation     | [REDACTED] %                                    |

1. Explain why the school system exceeded an alternate assessment participation rate of 1.0 percent for the 2018-2019 school year. School systems must select **NA (not applicable)** or **Applicable** for each option below. **Applicable** must be chosen for at least one of the following and may be chosen for more than one of the following options:

NA

- a. If applicable, provide a brief description with supporting data that identifies specific programs or circumstances within the school system that may contribute to higher enrollments of students identified with significant cognitive disabilities that would result in an alternate assessment participation rate in excess of 1.0 percent. (Example: The school system has schools, community and/or health facilities that draw large numbers of students with significant cognitive disabilities.):

[REDACTED]

NA

- b. If applicable, briefly describe how a small overall student enrollment in the school system contributes to the likelihood that even a small number of students found eligible to participate in the alternate assessment would result in a participation rate in excess of 1.0 percent (Example: The total tested population is less than 300 and the total number of students participating in the alternate assessment is 3 or less.):

[REDACTED]

Applicable

- c. If applicable, briefly describe any other or additional justification of variables that may contribute to the school system's alternate assessment participation rate in excess of 1.0 percent:

Of the 29 students that were tested using alternate assessment, none had cognitive scores in the -2.0 standard deviation (SD) to -2.4 SD range. 12 students had cognitive scores in the -2.5 SD to -3.0 SD range and 17 students had scores more than -3.0 SD below the mean. Projections for Spring 2020 indicate a drop of 9 students taking the alternate assessment due to graduation, grade placement, and utilization of ACT 833.

2. By submitting this form, the school system assures that it is taking these required actions:

- The school system verifies that all students participating in the alternate assessment meet Louisiana's participation criteria.
- The school system verifies that any disproportionality in the percentage of students in any subgroup taking the alternate assessment will be addressed.

**Required Signatures\***

|  |                            |               |
|--|----------------------------|---------------|
| Special Education Director Signature*: | <i>Melissa M. Trammell</i> | Date: 8/12/20 |
| Printed Name:                          | Melissa M. Trammell        |               |
| Superintendent Signature*:             | <i>Steve Bartlett</i>      | Date: 8/12/20 |
| Printed Name:                          | Steve Bartlett             |               |

\*Original signatures should be kept on file at the school system.

To submit this the justification form via email electronically click **email** .

To save the justification form as a PDF click **save** .

**SCHOOL SYSTEM ALTERNATE ASSESSMENT PARTICIPATION JUSTIFICATION**

The Department provided 2018-2019 school year alternate assessment data to school systems for review. If your school system assessed more than 1.0 percent of students on the alternate assessment in the 2018-2019 school year, LDOE anticipates that your school system will assess more than 1.0 percent of students on the alternate assessment in the 2019-2020 school year. School systems that exceed the 1.0 percent threshold must complete a justification and request a participation review. ESSA requires the Department to make these justifications publicly available, provided that it does not reveal personally identifiable information about an individual student.

**School System:** Monroe City School System

Enter the percentage of students who participated in the alternate assessment during the 2018-2019 school year. This information was disseminated to your school system via FTP on or before July 19, 2019.

|                                     | Participation percentage<br>for the 2018 – 2019 SY |
|-------------------------------------|--|
| ELA: LEAP Connect<br>Participation  | █ %  |
| Math: LEAP Connect<br>Participation | █ %  |
| Science: LAA 1<br>Participation     | █ %  |

1. Explain why the school system exceeded an alternate assessment participation rate of 1.0 percent for the 2018-2019 school year. **School systems must select NA (not applicable) or Applicable for each option below. Applicable must be chosen for at least one of the following and may be chosen for more than one of the following options:**

pplicable

- a. **If applicable, provide a brief description with supporting data** that identifies specific programs or circumstances within the school system that may contribute to higher enrollments of students identified with significant cognitive disabilities that would result in an alternate assessment participation rate in excess of 1.0 percent. (Example: The school system has schools, community and/or health facilities that draw large numbers of students with significant cognitive disabilities.):

According to the October 1, 2018 Child Count, 16.5% of the students enrolled in our district have a disability. Our community has a large population of students with disabilities, many are significant.

NA

- b. **If applicable, briefly describe** how a small overall student enrollment in the school system contributes to the likelihood that even a small number of students found eligible to participate in the alternate assessment would result in a participation rate in excess of 1.0 percent (Example: The total tested population is less than 300 and the total number of students participating in the alternate assessment is 3 or less.):

pplicable



- c. **If applicable, briefly describe any other or additional justification of variables** that may contribute to the school system's alternate assessment participation rate in excess of 1.0 percent:

With the change in criteria, we anticipate the participation percentage to decrease.

2. By submitting this form, the school system assures that it is taking these required actions:

- The school system verifies that all students participating in the alternate assessment meet Louisiana's participation criteria.
- The school system verifies that any disproportionality in the percentage of students in any subgroup taking the alternate assessment will be addressed.

**Required Signatures\***

|  |                      |
|--|----------------------|
| <b>Special Education Director Signature*:</b>  | <b>Date:</b> 8/13/19 |
| <b>Printed Name:</b> Rochelle Williams   |                      |
| <b>Superintendent Signature*:</b>             | <b>Date:</b> 8/13/19 |
| <b>Printed Name:</b> Dr. Brent Vidrine   |                      |

\*Original signatures should be kept on file at the school system.

To submit this the justification form via email electronically click **email** .

To save the justification form as a PDF click **save** .

**SCHOOL SYSTEM ALTERNATE ASSESSMENT PARTICIPATION JUSTIFICATION**

The Department provided 2018-2019 school year alternate assessment data to school systems for review. If your school system assessed more than 1.0 percent of students on the alternate assessment in the 2018-2019 school year, LDOE anticipates that your school system will assess more than 1.0 percent of students on the alternate assessment in the 2019-2020 school year. School systems that exceed the 1.0 percent threshold must complete a justification and request a participation review. ESSA requires the Department to make these justifications publicly available, provided that it does not reveal personally identifiable information about an individual student.

**School System:** Monroe City School System

Enter the percentage of students who participated in the alternate assessment during the 2018-2019 school year. This information was disseminated to your school system via FTP on or before July 19, 2019.

|                                     | Participation percentage<br>for the 2018 – 2019 SY |
|-------------------------------------|--|
| ELA: LEAP Connect<br>Participation  | ██████████ %                                       |
| Math: LEAP Connect<br>Participation | ██████████ %                                       |
| Science: LAA 1<br>Participation     | ██████████ %                                       |

1. Explain why the school system exceeded an alternate assessment participation rate of 1.0 percent for the 2018-2019 school year. **School systems must select NA (not applicable) or Applicable for each option below. Applicable must be chosen for at least one of the following and may be chosen for more than one of the following options:**

Applicable

a. **If applicable, provide a brief description with supporting data** that identifies specific programs or circumstances within the school system that may contribute to higher enrollments of students identified with significant cognitive disabilities that would result in an alternate assessment participation rate in excess of 1.0 percent. (Example: The school system has schools, community and/or health facilities that draw large numbers of students with significant cognitive disabilities.):

According to the October 1, 2018 Child Count, 16.5% of the students enrolled in our district have a disability. Our community has a large population of students with disabilities, many are significant.

NA

b. **If applicable, briefly describe** how a small overall student enrollment in the school system contributes to the likelihood that even a small number of students found eligible to participate in the alternate assessment would result in a participation rate in excess of 1.0 percent (Example: The total tested population is less than 300 and the total number of students participating in the alternate assessment is 3 or less.):

Applicable



c. **If applicable, briefly describe any other or additional justification of variables** that may contribute to the school system's alternate assessment participation rate in excess of 1.0 percent:

With the change in criteria, we anticipate the participation percentage to decrease.

2. By submitting this form, the school system assures that it is taking these required actions:

- The school system verifies that all students participating in the alternate assessment meet Louisiana's participation criteria.
- The school system verifies that any disproportionality in the percentage of students in any subgroup taking the alternate assessment will be addressed.

**Required Signatures\***

|  |                      |
|--|----------------------|
| <b>Special Education Director Signature*:</b>  | <b>Date:</b> 8/13/19 |
| <b>Printed Name:</b> Rochelle Williams   |                      |
| <b>Superintendent Signature*:</b>              | <b>Date:</b> 8/13/19 |
| <b>Printed Name:</b> Dr. Brent Vidrine   |                      |

\*Original signatures should be kept on file at the school system.

To submit this the justification form via email electronically click **email** .

To save the justification form as a PDF click **save** .



**SCHOOL SYSTEM ALTERNATE ASSESSMENT PARTICIPATION JUSTIFICATION**

The Department provided 2018-2019 school year alternate assessment data to school systems for review. If your school system assessed more than 1.0 percent of students on the alternate assessment in the 2018-2019 school year, LDOE anticipates that your school system will assess more than 1.0 percent of students on the alternate assessment in the 2019-2020 school year. School systems that exceed the 1.0 percent threshold must complete a justification and request a participation review. ESSA requires the Department to make these justifications publicly available, provided that it does not reveal personally identifiable information about an individual student.

School System: **Bogalusa City School (066)**

Enter the percentage of students who participated in the alternate assessment during the 2018-2019 school year. This information was disseminated to your school system via FTP on or before July 19, 2019.

|                                  | Participation percentage for the 2018 – 2019 SY |
|----------------------------------|---|
| ELA: LEAP Connect Participation  | ██████████ %                                    |
| Math: LEAP Connect Participation | ██████████ %                                    |
| Science: LAA 1 Participation     | ██████████ %                                    |

1. Explain why the school system exceeded an alternate assessment participation rate of 1.0 percent for the 2018-2019 school year. School systems must select NA (not applicable) or Applicable for each option below. Applicable must be chosen for at least one of the following and may be chosen for more than one of the following options:

Applicable

- a. If applicable, provide a brief description with supporting data that identifies specific programs or circumstances within the school system that may contribute to higher enrollments of students identified with significant cognitive disabilities that would result in an alternate assessment participation rate in excess of 1.0 percent. (Example: The school system has schools, community and/or health facilities that draw large numbers of students with significant cognitive disabilities.):

The City of Bogalusa has a very high poverty rate. Majority of the students enrolled in Bogalusa City Schools (BCS) are economically disadvantaged. Due to the needs of our community, the BCS Child Search team consistently conducts outreach activities to ensure that each child suspected of having a disability as well as being in need of special education and related services is identified, located, and evaluated.

Applicable

- b. If applicable, briefly describe how a small overall student enrollment in the school system contributes to the likelihood that even a small number of students found eligible to participate in the alternate assessment would result in a participation rate in excess of 1.0 percent (Example: The total tested population is less than 300 and the total number of students participating in the alternate assessment is 3 or less.):

Even though Bogalusa City Schools has a small overall student enrollment, there is an increase percentage of students eligible to receive special education services. This is consistent with the population of the entire city.

Applicable



- c. If applicable, briefly describe any other or additional justification of variables that may contribute to the school system's alternate assessment participation rate in excess of 1.0 percent:

The citizens of Bogalusa face challenges such as high poverty, lack of employment opportunities, increased homelessness, and lack of transportation to access specialized medical care. The City of Bogalusa experiences a high crime rate which includes drug distribution and use. There is also a lack of local services to address substance abuse issues.

2. By submitting this form, the school system assures that it is taking these required actions:

- The school system verifies that all students participating in the alternate assessment meet Louisiana's participation criteria.
- The school system verifies that any disproportionality in the percentage of students in any subgroup taking the alternate assessment will be addressed.

**Required Signatures\***

|  |  |               |
|--|--|---------------|
| Special Education Director Signature*: |  | Date: 8/20/19 |
| Printed Name:                          | Marie Gomez Goff   |               |
| Superintendent Signature*:             |   | Date: 8/20/19 |
| Printed Name:                          | Lisa Tanner  |               |

\*Original signatures should be kept on file at the school system.

To submit this the justification form via email electronically click **email** .

To save the justification form as a PDF click **save** .

**SCHOOL SYSTEM ALTERNATE ASSESSMENT PARTICIPATION JUSTIFICATION**

The Department provided 2018-2019 school year alternate assessment data to school systems for review. If your school system assessed more than 1.0 percent of students on the alternate assessment in the 2018-2019 school year, LDOE anticipates that your school system will assess more than 1.0 percent of students on the alternate assessment in the 2019-2020 school year. School systems that exceed the 1.0 percent threshold must complete a justification and request a participation review. ESSA requires the Department to make these justifications publicly available, provided that it does not reveal personally identifiable information about an individual student.

School System: **Bogalusa City School (066)**

Enter the percentage of students who participated in the alternate assessment during the 2018-2019 school year. This information was disseminated to your school system via FTP on or before July 19, 2019.

|                                  | Participation percentage for the 2018 – 2019 SY |   |
|----------------------------------|---|---|
| ELA: LEAP Connect Participation  |   | % |
| Math: LEAP Connect Participation |   | % |
| Science: LAA 1 Participation     |   | % |

1. Explain why the school system exceeded an alternate assessment participation rate of 1.0 percent for the 2018-2019 school year. School systems must select NA (not applicable) or Applicable for each option below. Applicable must be chosen for at least one of the following and may be chosen for more than one of the following options:

Applicable

- a. If applicable, provide a brief description with supporting data that identifies specific programs or circumstances within the school system that may contribute to higher enrollments of students identified with significant cognitive disabilities that would result in an alternate assessment participation rate in excess of 1.0 percent. (Example: The school system has schools, community and/or health facilities that draw large numbers of students with significant cognitive disabilities.):

The City of Bogalusa has a very high poverty rate. Majority of the students enrolled in Bogalusa City Schools (BCS) are economically disadvantaged. Due to the needs of our community, the BCS Child Search team consistently conducts outreach activities to ensure that each child suspected of having a disability as well as being in need of special education and related services is identified, located, and evaluated.

Applicable

- b. If applicable, briefly describe how a small overall student enrollment in the school system contributes to the likelihood that even a small number of students found eligible to participate in the alternate assessment would result in a participation rate in excess of 1.0 percent (Example: The total tested population is less than 300 and the total number of students participating in the alternate assessment is 3 or less.):

Even though Bogalusa City Schools has a small overall student enrollment, there is an increase percentage of students eligible to receive special education services. This is consistent with the population of the entire city.

Applicable



- c. If applicable, briefly describe any other or additional justification of variables that may contribute to the school system's alternate assessment participation rate in excess of 1.0 percent:

The citizens of Bogalusa face challenges such as high poverty, lack of employment opportunities, increased homelessness, and lack of transportation to access specialized medical care. The City of Bogalusa experiences a high crime rate which includes drug distribution and use. There is also a lack of local services to address substance abuse issues.

2. By submitting this form, the school system assures that it is taking these required actions:

- The school system verifies that all students participating in the alternate assessment meet Louisiana's participation criteria.
- The school system verifies that any disproportionality in the percentage of students in any subgroup taking the alternate assessment will be addressed.

**Required Signatures\***

|  |  |               |
|--|--|---------------|
| Special Education Director Signature*: |  | Date: 8/20/19 |
| Printed Name:                          | Marie Gomez Goff   |               |
| Superintendent Signature*:             |   | Date: 8/20/19 |
| Printed Name:                          | Lisa Tanner  |               |

\*Original signatures should be kept on file at the school system.

To submit this the justification form via email electronically click **email** .

To save the justification form as a PDF click **save** .

**SCHOOL SYSTEM ALTERNATE ASSESSMENT PARTICIPATION JUSTIFICATION**

The Department provided 2018-2019 school year alternate assessment data to school systems for review. If your school system assessed more than 1.0 percent of students on the alternate assessment in the 2018-2019 school year, LDOE anticipates that your school system will assess more than 1.0 percent of students on the alternate assessment in the 2019-2020 school year. School systems that exceed the 1.0 percent threshold must complete a justification and request a participation review. ESSA requires the Department to make these justifications publicly available, provided that it does not reveal personally identifiable information about an individual student.

**School System:**

Enter the percentage of students who participated in the alternate assessment during the 2018-2019 school year. This information was disseminated to your school system via FTP on or before July 19, 2019.

|                                  | Participation percentage for the 2018 – 2019 SY |   |
|----------------------------------|---|---|
| ELA: LEAP Connect Participation  |   | % |
| Math: LEAP Connect Participation |   | % |
| Science: LAA 1 Participation     |   | % |

1. Explain why the school system exceeded an alternate assessment participation rate of 1.0 percent for the 2018-2019 school year. School systems must select **NA (not applicable)** or **Applicable** for each option below. **Applicable** must be chosen for at least one of the following and may be chosen for more than one of the following options:

- a. If applicable, provide a brief description with supporting data that identifies specific programs or circumstances within the school system that may contribute to higher enrollments of students identified with significant cognitive disabilities that would result in an alternate assessment participation rate in excess of 1.0 percent. (Example: The school system has schools, community and/or health facilities that draw large numbers of students with significant cognitive disabilities.):

*Not applicable*

- b. If applicable, briefly describe how a small overall student enrollment in the school system contributes to the likelihood that even a small number of students found eligible to participate in the alternate assessment would result in a participation rate in excess of 1.0 percent (Example: The total tested population is less than 300 and the total number of students participating in the alternate assessment is 3 or less.):

*As an example, when we reviewed our subgroups it is obvious how our percent were affected because of our size. Our homeless population only had one student who participated in the alternate assessment test, which caused our percent to be 4.2. Additionally our at-risk percent was 2.0 although we only had one student take the alternate assessment.*

- c. If applicable, briefly describe any other or additional justification of variables that may contribute to the school system's alternate assessment participation rate in excess of 1.0 percent:

*Using the Connectors Curriculum throughout their middle and high school careers, the IEP committee for these students decided it would be detrimental at this point in their school journey, to change to regular assessment and probably cause them not to graduate with a high school diploma by age 22.*

2. By submitting this form, the school system assures that it is taking these required actions:

- ✓ The school system verifies that all students participating in the alternate assessment meet Louisiana's participation criteria.
- ✓ The school system verifies that any disproportionality in the percentage of students in any subgroup taking the alternate assessment will be addressed.

**Required Signatures\***

|   |  |                               |
|---|--|-------------------------------|
| <b>Special Education Director Signature*:</b><br><i>Aeneid H. Mason</i> |  | <b>Date:</b> <i>8/14/2019</i> |
| <b>Printed Name:</b> <i>Aeneid H. Mason</i>                             |  |                               |
| <b>Superintendent Signature*:</b><br><i>Scott Deviller</i>              |  | <b>Date:</b> <i>8/14/2019</i> |
| <b>Printed Name:</b> <i>Scott Deviller</i>                              |  |                               |

\*Original signatures should be kept on file at the school system.

To submit this the justification form via email electronically click

To save the justification form as a PDF click

**SCHOOL SYSTEM ALTERNATE ASSESSMENT PARTICIPATION JUSTIFICATION**

The Department provided 2018-2019 school year alternate assessment data to school systems for review. If your school system assessed more than 1.0 percent of students on the alternate assessment in the 2018-2019 school year, LDOE anticipates that your school system will assess more than 1.0 percent of students on the alternate assessment in the 2019-2020 school year. School systems that exceed the 1.0 percent threshold must complete a justification and request a participation review. ESSA requires the Department to make these justifications publicly available, provided that it does not reveal personally identifiable information about an individual student.

**School System:**

Enter the percentage of students who participated in the alternate assessment during the 2018-2019 school year. This information was disseminated to your school system via FTP on or before July 19, 2019.

|                                  | Participation percentage for the 2018 – 2019 SY |   |
|----------------------------------|---|---|
| ELA: LEAP Connect Participation  |   | % |
| Math: LEAP Connect Participation |   | % |
| Science: LAA 1 Participation     |   | % |

1. Explain why the school system exceeded an alternate assessment participation rate of 1.0 percent for the 2018-2019 school year. **School systems must select NA (not applicable) or Applicable for each option below. Applicable must be chosen for at least one of the following and may be chosen for more than one of the following options:**
  - a. **If applicable, provide a brief description with supporting data** that identifies specific programs or circumstances within the school system that may contribute to higher enrollments of students identified with significant cognitive disabilities that would result in an alternate assessment participation rate in excess of 1.0 percent. (Example: The school system has schools, community and/or health facilities that draw large numbers of students with significant cognitive disabilities.):  
Several students have enrolled in the school district alternative assessment designation on their IEP, as evidenced on the attachment. Additionally, the district has a highly mobile group home student population, who may have the alternative assessment option checked on their IEP, but relocate before additional determinations can be made. Charter school enrollment has greatly increased in Baker, LA, so the number of students attending schools in the City of Baker School System has decreased (3350 in 2003 to 1290 in 2018-2019). The surrounding charter schools do not have a comprehensive special education program that mirrors the resources offered in the City of Baker School System. Therefore, most parents will enroll their students with moderate and profound disabilities in the school district. Parents are concerned about their students receiving all of their exceptional. This also leads to a higher than expected number of students taking the LEAP Connect.
  - b. **If applicable, briefly describe** how a small overall student enrollment in the school system contributes to the likelihood that even a small number of students found eligible to participate in the alternate assessment would result in a participation rate in excess of 1.0 percent (Example: The total tested population is less than 300 and the total number of students participating in the alternate assessment is 3 or less.):  
With less than 200 active special education students in the school district, that would mean we should have only 1-2 students taking the alternative assessment. This is not the case. Many of our students, even those with designations of SLD, have WJ-IV cognitive BIT scores more than 3 standard deviations below the mean for students below grade , and 2.3 standard deviations below the mean for older students. Additionally, the Vineland was administered for the adaptive behavior determination. The students who currently have the alternative assessment checked on their IEP meet the criteria.
  - c. **If applicable, briefly describe any other or additional justification of variables** that may contribute to the school system’s alternate assessment participation rate in excess of 1.0 percent:

2. By submitting this form, the school system assures that it is taking these required actions:

The school system verifies that all students participating in the alternate assessment meet Louisiana's participation criteria.

The school system verifies that any disproportionality in the percentage of students in any subgroup taking the alternate assessment will be addressed.

**Required Signatures\***

|  |                        |
|--|------------------------|
| Special Education Director Signature*:<br><i>Iris Walker</i> | Date: <i>8/14/2019</i> |
| Printed Name: <i>Iris Walker</i>                             |                        |
| Superintendent Signature*:<br><i>Herman Bristow</i>          | Date: <i>8/14/19</i>   |
| Printed Name: <i>HERMAN BRISTOW</i>                          |                        |

\*Original signatures should be kept on file at the school system.

To submit this the justification form via email electronically click

To save the justification form as a PDF click






**SCHOOL SYSTEM ALTERNATE ASSESSMENT PARTICIPATION JUSTIFICATION**

The Department provided 2018-2019 school year alternate assessment data to school systems for review. If your school system assessed more than 1.0 percent of students on the alternate assessment in the 2018-2019 school year, LDOE anticipates that your school system will assess more than 1.0 percent of students on the alternate assessment in the 2019-2020 school year. School systems that exceed the 1.0 percent threshold must complete a justification and request a participation review. ESSA requires the Department to make these justifications publicly available, provided that it does not reveal personally identifiable information about an individual student.

**School System:** Central Community School District

Enter the percentage of students who participated in the alternate assessment during the 2018-2019 school year. This information was disseminated to your school system via FTP on or before July 19, 2019.

|   | Participation percentage for the 2018 – 2019 SY                                      |
|---|--|
| <b>ELA:</b> LEAP Connect Participation  |  % |
| <b>Math:</b> LEAP Connect Participation |  % |
| <b>Science:</b> LAA 1 Participation     |  % |

1. Explain why the school system exceeded an alternate assessment participation rate of 1.0 percent for the 2018-2019 school year. **School systems must select NA (not applicable) or Applicable for each option below. Applicable must be chosen for at least one of the following and may be chosen for more than one of the following options:**

NA

- a. **If applicable, provide a brief description with supporting data** that identifies specific programs or circumstances within the school system that may contribute to higher enrollments of students identified with significant cognitive disabilities that would result in an alternate assessment participation rate in excess of 1.0 percent. (Example: The school system has schools, community and/or health facilities that draw large numbers of students with significant cognitive disabilities.):

[Redacted area for response to option a]

Applicable

- b. **If applicable, briefly describe** how a small overall student enrollment in the school system contributes to the likelihood that even a small number of students found eligible to participate in the alternate assessment would result in a participation rate in excess of 1.0 percent (Example: The total tested population is less than 300 and the total number of students participating in the alternate assessment is 3 or less.):

Central Community School District is a smaller district with 5 schools that cover Pre-k to 12th grade. We had 4794 students enrolled in April of 2019 and only 36 of these students took the ELA & Math LEAP Connect assessment.

Applicable

- c. **If applicable, briefly describe any other or additional justification of variables** that may contribute to the school system’s alternate assessment participation rate in excess of 1.0 percent:

[Redacted area for response to option c]

2. By submitting this form, the school system assures that it is taking these required actions:

- The school system verifies that all students participating in the alternate assessment meet Louisiana’s participation criteria.
- The school system verifies that any disproportionality in the percentage of students in any subgroup taking the alternate assessment will be addressed.

**Required Signatures\***

|  |                         |
|--|-------------------------|
| <b>Special Education Director Signature*:</b> [Redacted] | <b>Date:</b> 7/25/19    |
| <b>Printed Name:</b> Kristine Hargrave                   |                         |
| <b>Superintendent Signature*:</b> [Redacted]             | <b>Date:</b> [Redacted] |
| <b>Printed Name:</b> Jason Fountain                      |                         |

\*Original signatures should be kept on file at the school system.

To submit this the justification form via email electronically click [email](#) .




To save the justification form as a PDF click [save](#) .

**SCHOOL SYSTEM ALTERNATE ASSESSMENT PARTICIPATION JUSTIFICATION**

The Department provided 2018-2019 school year alternate assessment data to school systems for review. If your school system assessed more than 1.0 percent of students on the alternate assessment in the 2018-2019 school year, LDOE anticipates that your school system will assess more than 1.0 percent of students on the alternate assessment in the 2019-2020 school year. School systems that exceed the 1.0 percent threshold must complete a justification and request a participation review. ESSA requires the Department to make these justifications publicly available, provided that it does not reveal personally identifiable information about an individual student.

**School System:** BETTER CHOICE FOUNDATION

Enter the percentage of students who participated in the alternate assessment during the 2018-2019 school year. This information was disseminated to your school system via FTP on or before July 19, 2019.

|   | Participation percentage for the 2018 – 2019 SY                                      |
|---|--|
| <b>ELA:</b> LEAP Connect Participation  |  % |
| <b>Math:</b> LEAP Connect Participation |  % |
| <b>Science:</b> LAA 1 Participation     |  % |

1. Explain why the school system exceeded an alternate assessment participation rate of 1.0 percent for the 2018-2019 school year. **School systems must select NA (not applicable) or Applicable for each option below. Applicable must be chosen for at least one of the following and may be chosen for more than one of the following options:**

Applicable

- a. **If applicable, provide a brief description with supporting data** that identifies specific programs or circumstances within the school system that may contribute to higher enrollments of students identified with significant cognitive disabilities that would result in an alternate assessment participation rate in excess of 1.0 percent. (Example: The school system has schools, community and/or health facilities that draw large numbers of students with significant cognitive disabilities.):

The school system has a community that draws large number of students with significant cognitive disabilities.

NA

- b. **If applicable, briefly describe** how a small overall student enrollment in the school system contributes to the likelihood that even a small number of students found eligible to participate in the alternate assessment would result in a participation rate in excess of 1.0 percent (Example: The total tested population is less than 300 and the total number of students participating in the alternate assessment is 3 or less.):

Applicable

- c. **If applicable, briefly describe any other or additional justification of variables** that may contribute to the school system’s alternate assessment participation rate in excess of 1.0 percent:

Students taking the alternative assessment are functioning three or more standard deviations below the mean.

2. By submitting this form, the school system assures that it is taking these required actions:

- The school system verifies that all students participating in the alternate assessment meet Louisiana’s participation criteria.
- The school system verifies that any disproportionality in the percentage of students in any subgroup taking the alternate assessment will be addressed.

**Required Signatures\***

|  |                      |
|--|----------------------|
| <b>Special Education Director Signature*:</b> [Redacted] | <b>Date:</b> 8/20/20 |
| <b>Printed Name:</b> Jacyntha Lovely                     |                      |
| <b>Superintendent Signature*:</b> [Redacted]             | <b>Date:</b> 8/20/20 |
| <b>Printed Name:</b> Rayven Calloway, Head of School     |                      |

\*Original signatures should be kept on file at the school system.

To submit this the justification form via email electronically click [email](#) .




To save the justification form as a PDF click [save](#) .

**SCHOOL SYSTEM ALTERNATE ASSESSMENT PARTICIPATION JUSTIFICATION**

The Department provided 2018-2019 school year alternate assessment data to school systems for review. If your school system assessed more than 1.0 percent of students on the alternate assessment in the 2018-2019 school year, LDOE anticipates that your school system will assess more than 1.0 percent of students on the alternate assessment in the 2019-2020 school year. School systems that exceed the 1.0 percent threshold must complete a justification and request a participation review. ESSA requires the Department to make these justifications publicly available, provided that it does not reveal personally identifiable information about an individual student.

**School System:** Celerity Crestworth Charter

Enter the percentage of students who participated in the alternate assessment during the 2018-2019 school year. This information was disseminated to your school system via FTP on or before July 19, 2019.

|   | Participation percentage for the 2018 – 2019 SY                                      |
|---|--|
| <b>ELA:</b> LEAP Connect Participation  |  % |
| <b>Math:</b> LEAP Connect Participation |  % |
| <b>Science:</b> LAA 1 Participation     |  % |

- Explain why the school system exceeded an alternate assessment participation rate of 1.0 percent for the 2018-2019 school year. **School systems must select NA (not applicable) or Applicable for each option below. Applicable must be chosen for at least one of the following and may be chosen for more than one of the following options:**

NA

- If applicable, provide a brief description with supporting data** that identifies specific programs or circumstances within the school system that may contribute to higher enrollments of students identified with significant cognitive disabilities that would result in an alternate assessment participation rate in excess of 1.0 percent. (Example: The school system has schools, community and/or health facilities that draw large numbers of students with significant cognitive disabilities.):

Applicable

- If applicable, briefly describe** how a small overall student enrollment in the school system contributes to the likelihood that even a small number of students found eligible to participate in the alternate assessment would result in a participation rate in excess of 1.0 percent (Example: The total tested population is less than 300 and the total number of students participating in the alternate assessment is 3 or less.):

The total tested population was less than 100 and the total number of students participating in the alternative assessment was 3 or less.

NA

- If applicable, briefly describe any other or additional justification of variables** that may contribute to the school system’s alternate assessment participation rate in excess of 1.0 percent:

2. By submitting this form, the school system assures that it is taking these required actions:

- The school system verifies that all students participating in the alternate assessment meet Louisiana’s participation criteria.
- The school system verifies that any disproportionality in the percentage of students in any subgroup taking the alternate assessment will be addressed.

**Required Signatures\***

|  |                      |
|--|----------------------|
| <b>Special Education Director Signature*:</b><br><i>Craig Knotts</i> | <b>Date:</b> 8/14/19 |
| <b>Printed Name:</b> Craig Knotts                                    |                      |
| <b>Superintendent Signature*:</b><br><i>A. Beck</i>                  | <b>Date:</b> 8/14/19 |
| <b>Printed Name:</b> Angela Beck                                     |                      |

\*Original signatures should be kept on file at the school system.

To submit this the justification form via email electronically click **email** .

To save the justification form as a PDF click **save** .

**SCHOOL SYSTEM ALTERNATE ASSESSMENT PARTICIPATION JUSTIFICATION**

The Department provided 2018-2019 school year alternate assessment data to school systems for review. If your school system assessed more than 1.0 percent of students on the alternate assessment in the 2018-2019 school year, LDOE anticipates that your school system will assess more than 1.0 percent of students on the alternate assessment in the 2019-2020 school year. School systems that exceed the 1.0 percent threshold must complete a justification and request a participation review. ESSA requires the Department to make these justifications publicly available, provided that it does not reveal personally identifiable information about an individual student.

**School System:** Special School District

Enter the percentage of students who participated in the alternate assessment during the 2018-2019 school year. This information was disseminated to your school system via FTP on or before July 19, 2019.

|   | Participation percentage for the 2018 – 2019 SY |
|---|---|
| <b>ELA:</b> LEAP Connect Participation  | [REDACTED] %                                    |
| <b>Math:</b> LEAP Connect Participation | [REDACTED] %                                    |
| <b>Science:</b> LAA 1 Participation     | [REDACTED] %                                    |

1. Explain why the school system exceeded an alternate assessment participation rate of 1.0 percent for the 2018-2019 school year. **School systems must select NA (not applicable) or Applicable for each option below. Applicable must be chosen for at least one of the following and may be chosen for more than one of the following options:**

Applicable

- a. **If applicable, provide a brief description with supporting data** that identifies specific programs or circumstances within the school system that may contribute to higher enrollments of students identified with significant cognitive disabilities that would result in an alternate assessment participation rate in excess of 1.0 percent. (Example: The school system has schools, community and/or health facilities that draw large numbers of students with significant cognitive disabilities.):

The district serves a large population of students in facilities that draw a large number of students with significant disabilities.

Applicable

- b. **If applicable, briefly describe** how a small overall student enrollment in the school system contributes to the likelihood that even a small number of students found eligible to participate in the alternate assessment would result in a participation rate in excess of 1.0 percent (Example: The total tested population is less than 300 and the total number of students participating in the alternate assessment is 3 or less.):

The number of students in our district is very small, which will result in a large percentage of students found eligible to participate in the alternate assessment.

NA

- c. **If applicable, briefly describe any other or additional justification of variables** that may contribute to the school system's alternate assessment participation rate in excess of 1.0 percent:

2. By submitting this form, the school system assures that it is taking these required actions:

- The school system verifies that all students participating in the alternate assessment meet Louisiana's participation criteria.
- The school system verifies that any disproportionality in the percentage of students in any subgroup taking the alternate assessment will be addressed.

**Required Signatures\***

|  |   |               |
|--|---|---------------|
| Special Education Director Signature*: | <i>Shirley Lewis</i>                      | Date: 8/12/19 |
| Printed Name:                          | <b>Shirley Lewis</b>                      |               |
| Superintendent Signature*:             | <i>Meredith Jordan</i><br>Meredith Jordan | Date: 8/14/19 |
| Printed Name                           | <b>Superintendent Designee</b>            |               |

\*Original signatures should be kept on file at the school system.

To submit this the justification form via email electronically click **email** .

To save the justification form as a PDF click **save** .



**SCHOOL SYSTEM ALTERNATE ASSESSMENT PARTICIPATION REVIEW REQUEST**

Complete and submit this review request only if the school system's participation in the alternate assessment exceeded 1.0 percent for the 2018 - 2019 school year.

Special School District school system is requesting an alternate assessment participation review to BESE Bulletin 111 §903. *Inclusion of Students in the Subgroup Component Performance*. In order for the review to be completed, Special School District school system will perform the actions below and submit to the Department an action plan or evidence of actions.

Please select Yes or No to each action listed below.

Yes

1. By checking yes, Special School District school system **has verified they reviewed data** showing the percentage of students in any subgroup taking the alternate assessment **for disproportionality**.

a. Describe the school system's review process of subgroup data for possible disproportionality.

The district 's subgroup data are the result of facility placement of students, which is not determined by Special School District. The district is comprised of facilities that draw a large number of students with disabilities.

b. If applicable, describe the school system's plan to address any disproportionality in the percentage of students in any subgroup taking the alternate assessment.

see explanation in 1.a

Yes

2. By checking yes, Special School District school system **has verified they completed training** for school staff who participate as members of the individualized education program (IEP) team to ensure the team understands and implements the guidelines established by BESE Bulletin §505. *Alternate Assessment Participation Criteria* so that all students participate in the most appropriate assessment of their learning.

Provide dates of training and training topic(s) in the table below.

| Training Date | Training Topic                            |
|---------------|---|
| 11/2/18       | Alternate Assessment Eligibility Criteria |
|               |   |
|               |   |

- Yes  3. By checking yes, Special School District school system **verifies they will complete training** for school staff who participate as members of the individualized education program (IEP) team to ensure the team understands and implements the guidelines established by BESE Bulletin §505. *Alternate Assessment Participation Criteria* so that all students participate in the most appropriate assessment of their learning.

Describe school system's plan to provide training.

The district will provide additional training to staff in determining Alternate Assessment Participation Criteria as well as updates as they related to the IEP form. The training is scheduled for August 30, 2019.

- Yes  4. By checking yes, Special School District school system **has verified** that students participating in the alternate assessment met Louisiana's participation criteria by verifying that all students who took the LEAP Connect alternate assessment have evaluation results (cognitive and/or adaptive assessment(s)) entered in SER. This verification report can be found in SER and run from the Reports section. The report is titled Evaluation Results Report - Alternate Assessment.

- Yes  5. By checking yes, Special School District school system **has verified** that students participating in the alternate assessment met Louisiana's participation criteria by verifying students who participated in the LEAP Connect alternate assessment in spring 2019 met criteria through an eligibility review of a selected number of student files according to the table provided in Appendix A, Alternate Assessment Review Process guidance document.
- The eligibility review should verify whether the student met the state's criteria for participation by the January 4, 2019 deadline. The state's criteria can be accessed in the students with significant cognitive disabilities resource [library](#).
  - School systems can use the same students' files used for the IDEA Monitoring Self-Assessment, if applicable.

Complete the table below summarizing results of student file review. Complete records of IEP review must be kept on file at the school system and available upon request by the Department for verification, if needed.

| Student Files Reviewed       | Number of files reviewed | Number of files compliant with all three eligibility criteria | Number of files non-compliant with any of the three eligibility criteria |
|------------------------------|--------------------------|---|--|
| Elementary School Students   | 1                        | 1   | 0  |
| Middle School Students       | 3                        | 3   | 0  |
| High School Students         | 6                        | 6   | 0  |
| <b>Total Number of Files</b> | 10                       | 10  | 0  |

Yes

6. By checking yes,  Special School District school system understands the Department will select a percentage of student files for review to verify whether the student is eligible for participation in the alternate assessment based on the state's criteria.

- If 100% of the files reviewed meet participation requirements, the participation request will be approved. Alternate assessment scores earned by students will count in the school performance score.
- If at least 95% of the files reviewed meet participation requirements, the participation request will be partially approved. LEAP Connect and LAA 1 scores earned by students who are found to be ineligible will be converted to the lowest scale score and assigned zero points in the school performance score.
- If less than 95% of the files reviewed meet participation requirements and review results show that ineligible students participated in the alternate assessment, the participation request will be denied. Any scores for students exceeding the 1.0 percent threshold will be converted to the lowest scale score and assigned zero points in the school performance score.

7. **If applicable**, provide a summary of any additional action(s) the school system plans to take in regard to ensuring only students with the most significant cognitive disabilities participate in the alternate assessment:

[Redacted]

**Please provide a school system contact in the event there is a request by the Department for verification of any information provided in this review.**



Name: Shirley Lewis

Position: Supervisor of Exceptional S

Telephone: 225-757-3373

Email: shirley.lewis@la.gov

**Required Signatures**

|  |  |               |
|--|--|---------------|
| Special Education Director Signature*: |  | Date: 8/12/19 |
| Printed Name:                          | Shirley Lewis  |               |
| Superintendent Signature*:             |  | Date: 8/14/19 |
| Printed Name:                          | Jamie Wong, Superintendent Designee  |               |

The alternate assessment participation justification and review request documents are due by August 14, 2019. When completed, please submit all responses and any pertinent supporting documents to the following email: [specialeducation@la.gov](mailto:specialeducation@la.gov).

\* Original signatures should be kept on file at the school system.

To submit the alternate assessment review electronically, click the **email**.

To save as a PDF file, click **save**.

**SCHOOL SYSTEM ALTERNATE ASSESSMENT PARTICIPATION JUSTIFICATION**

The Department provided 2018-2019 school year alternate assessment data to school systems for review. If your school system assessed more than 1.0 percent of students on the alternate assessment in the 2018-2019 school year, LDOE anticipates that your school system will assess more than 1.0 percent of students on the alternate assessment in the 2019-2020 school year. School systems that exceed the 1.0 percent threshold must complete a justification and request a participation review. ESSA requires the Department to make these justifications publicly available, provided that it does not reveal personally identifiable information about an individual student.

**School System:** Louisiana Schools for the Deaf and Visually Impaired

Enter the percentage of students who participated in the alternate assessment during the 2018-2019 school year. This information was disseminated to your school system via FTP on or before July 19, 2019.

|                                  | Participation percentage for the 2018 – 2019 SY |
|----------------------------------|---|
| ELA: LEAP Connect Participation  | [REDACTED] %                                    |
| Math: LEAP Connect Participation | [REDACTED] %                                    |
| Science: LAA 1 Participation     | [REDACTED] %                                    |

1. Explain why the school system exceeded an alternate assessment participation rate of 1.0 percent for the 2018-2019 school year. **School systems must select NA (not applicable) or Applicable for each option below. Applicable must be chosen for at least one of the following and may be chosen for more than one of the following options:**

Applicable

a. **If applicable, provide a brief description with supporting data** that identifies specific programs or circumstances within the school system that may contribute to higher enrollments of students identified with significant cognitive disabilities that would result in an alternate assessment participation rate in excess of 1.0 percent. (Example: The school system has schools, community and/or health facilities that draw large numbers of students with significant cognitive disabilities.):

The district has a program that draws a large number of students with significant cognitive impairments as well as a high incidence of students with disabilities.

Applicable

b. **If applicable, briefly describe** how a small overall student enrollment in the school system contributes to the likelihood that even a small number of students found eligible to participate in the alternate assessment would result in a participation rate in excess of 1.0 percent (Example: The total tested population is less than 300 and the total number of students participating in the alternate assessment is 3 or less.):

The district is a small district with a high incidence of students with disabilities, which combined results in a likelihood that our alternate participation percentage will exceed 1.0.

NA

c. **If applicable, briefly describe any other or additional justification of variables** that may contribute to the school system's alternate assessment participation rate in excess of 1.0 percent:

2. By submitting this form, the school system assures that it is taking these required actions:

- The school system verifies that all students participating in the alternate assessment meet Louisiana's participation criteria.
- The school system verifies that any disproportionality in the percentage of students in any subgroup taking the alternate assessment will be addressed.

**Required Signatures\***

|  |  |   |               |
|--|--|---|---------------|
| Special Education Director Signature*:       |  | <i>Shirley Lewis</i>                      | Date: 8/12/19 |
| Printed Name: <b>Shirley Lewis</b>           |  |   |               |
| Superintendent Signature*:                   |  | <i>Meredith Jordan</i><br>Meredith Jordan | Date: 8/14/19 |
| Printed Name: <b>Superintendent Designee</b> |  |   |               |

\*Original signatures should be kept on file at the school system.

To submit this the justification form via email electronically click **email** .

To save the justification form as a PDF click **save** .

**SCHOOL SYSTEM ALTERNATE ASSESSMENT PARTICIPATION REVIEW REQUEST**

Complete and submit this review request only if the school system’s participation in the alternate assessment exceeded 1.0 percent for the 2018 - 2019 school year.

Louisiana School for the Deaf and Visually Impaired school system is requesting an alternate assessment participation review to BESE Bulletin 111 §903. *Inclusion of Students in the Subgroup Component Performance*. In order for the review to be completed, Louisiana School for the Deaf and Visually Impaired school system will perform the actions below and submit to the Department an action plan or evidence of actions.

**Please select Yes or No to each action listed below.**

Yes  1. By checking yes, Louisiana School for the Deaf and Visually Impaired school system **has verified they reviewed data** showing the percentage of students in any subgroup taking the alternate assessment **for disproportionality**.

a. **Describe the school system’s review process** of subgroup data for possible disproportionality.

The district has reviewed the data for indicated disproportionality areas. The population size is very small less than 10 which contributes to the disproportionality in our district

b. **If applicable, describe the school system’s plan to address any disproportionality** in the percentage of students in any subgroup taking the alternate assessment.

see explanation in 1.a

No  2. By checking no, Louisiana School for the Deaf and Visually Impaired school system **has verified they completed training** for school staff who participate as members of the individualized education program (IEP) team to ensure the team understands and implements the guidelines established by BESE Bulletin §505. *Alternate Assessment Participation Criteria* so that all students participate in the most appropriate assessment of their learning.

Provide dates of training and training topic(s) in the table below.

| Training Date | Training Topic |
|---------------|----------------|
|               |                |
|               |                |
|               |                |

- Yes  3. By checking yes, Louisiana School for the Deaf school system **verifies they will complete training** for school staff who participate as members of the individualized education program (IEP) team to ensure the team understands and implements the guidelines established by BESE Bulletin §505. *Alternate Assessment Participation Criteria* so that all students participate in the most appropriate assessment of their learning.

Describe school system’s plan to provide training.

The district will provide training for IEP staff on the alternate assessment participation criteria to ensure teams understand and implements according to guidelines. The training is scheduled for September 2019.

- Yes  4. By checking yes, Louisiana School for the Deaf school system **has verified** that students participating in the alternate assessment met Louisiana’s participation criteria by verifying that all students who took the LEAP Connect alternate assessment have evaluation results (cognitive and/or adaptive assessment(s)) entered in SER. This verification report can be found in SER and run from the Reports section. The report is titled Evaluation Results Report - Alternate Assessment.

- Yes  5. By checking yes, Louisiana School for the Deaf school system **has verified** that students participating in the alternate assessment met Louisiana’s participation criteria by verifying students who participated in the LEAP Connect alternate assessment in spring 2019 met criteria through an eligibility review of a selected number of student files according to the table provided in Appendix A, Alternate Assessment Review Process guidance document.

- a. The eligibility review should verify whether the student met the state’s criteria for participation by the January 4, 2019 deadline. The state’s criteria can be accessed in the students with significant cognitive disabilities resource [library](#).
- b. School systems can use the same students’ files used for the IDEA Monitoring Self-Assessment, if applicable.

Complete the table below summarizing results of student file review. Complete records of IEP review must be kept on file at the school system and available upon request by the Department for verification, if needed.

| Student Files Reviewed       | Number of files reviewed | Number of files compliant with all three eligibility criteria | Number of files non-compliant with any of the three eligibility criteria |
|------------------------------|--------------------------|---|--|
| Elementary School Students   | 1                        | 1   | 0  |
| Middle School Students       | 1                        | 1   | 0  |
| High School Students         | 8                        | 8   | 0  |
| <b>Total Number of Files</b> | <b>10</b>                | <b>10</b>   | <b>0</b>   |

Yes

6. By checking yes, Louisiana School for the Deaf school system understands the Department will select a percentage of student files for review to verify whether the student is eligible for participation in the alternate assessment based on the state's criteria.

- If 100% of the files reviewed meet participation requirements, the participation request will be approved. Alternate assessment scores earned by students will count in the school performance score.
- If at least 95% of the files reviewed meet participation requirements, the participation request will be partially approved. LEAP Connect and LAA 1 scores earned by students who are found to be ineligible will be converted to the lowest scale score and assigned zero points in the school performance score.
- If less than 95% of the files reviewed meet participation requirements and review results show that ineligible students participated in the alternate assessment, the participation request will be denied. Any scores for students exceeding the 1.0 percent threshold will be converted to the lowest scale score and assigned zero points in the school performance score.



7. If applicable, provide a summary of any additional action(s) the school system plans to take in regard to ensuring only students with the most significant cognitive disabilities participate in the alternate assessment:

[Redacted]

Please provide a school system contact in the event there is a request by the Department for verification of any information provided in this review.

Name: Shirley Lewis Position: Supervisor of Exceptional S  
Telephone: 225-757-3373 Email: shirley.lewis@la.gov

**Required Signatures**

|  |  |               |
|--|--|---------------|
| Special Education Director Signature*: |  | Date: 8/12/19 |
| Printed Name:                          | Shirley Lewis  |               |
| Superintendent Signature*:             |  | Date: 8/14/19 |
| Printed Name:                          | Jamie Wong, Superintendent Designee  |               |

The alternate assessment participation justification and review request documents are due by August 14, 2019. When completed, please submit all responses and any pertinent supporting documents to the following email: [specialeducation@la.gov](mailto:specialeducation@la.gov).

\* Original signatures should be kept on file at the school system.

To submit the alternate assessment review electronically, click the **email**.

To save as a PDF file, click **save**.



**SCHOOL SYSTEM ALTERNATE ASSESSMENT PARTICIPATION JUSTIFICATION**

The Department provided 2018-2019 school year alternate assessment data to school systems for review. If your school system assessed more than 1.0 percent of students on the alternate assessment in the 2018-2019 school year, LDOE anticipates that your school system will assess more than 1.0 percent of students on the alternate assessment in the 2019-2020 school year. School systems that exceed the 1.0 percent threshold must complete a justification and request a participation review. ESSA requires the Department to make these justifications publicly available, provided that it does not reveal personally identifiable information about an individual student.

**School System:** Louisiana Special Education Center

Enter the percentage of students who participated in the alternate assessment during the 2018-2019 school year. This information was disseminated to your school system via FTP on or before July 19, 2019.

|   | Participation percentage for the 2018 – 2019 SY |   |
|---|---|---|
| <b>ELA:</b> LEAP Connect Participation  |   | % |
| <b>Math:</b> LEAP Connect Participation |   | % |
| <b>Science:</b> LAA 1 Participation     |   | % |

1. Explain why the school system exceeded an alternate assessment participation rate of 1.0 percent for the 2018-2019 school year. **School systems must select NA (not applicable) or Applicable for each option below. Applicable must be chosen for at least one of the following and may be chosen for more than one of the following options:**

Applicable

- a. **If applicable, provide a brief description with supporting data** that identifies specific programs or circumstances within the school system that may contribute to higher enrollments of students identified with significant cognitive disabilities that would result in an alternate assessment participation rate in excess of 1.0 percent. (Example: The school system has schools, community and/or health facilities that draw large numbers of students with significant cognitive disabilities.):

Louisiana Special Education Center is a state residential facility. The center services a large number of students entering with significant cognitive disabilities which causes the district to exceed 1.0 percent.

Applicable

- b. **If applicable, briefly describe** how a small overall student enrollment in the school system contributes to the likelihood that even a small number of students found eligible to participate in the alternate assessment would result in a participation rate in excess of 1.0 percent (Example: The total tested population is less than 300 and the total number of students participating in the alternate assessment is 3 or less.):

The center provides services to a small number of students most of which are students with significant cognitive disabilities. This small number contributes to the likelihood that the district will exceed the 1.0 percent.

NA

- c. **If applicable, briefly describe any other or additional justification of variables** that may contribute to the school system’s alternate assessment participation rate in excess of 1.0 percent:

**SCHOOL SYSTEM ALTERNATE ASSESSMENT PARTICIPATION JUSTIFICATION**

The Department provided 2018-2019 school year alternate assessment data to school systems for review. If your school system assessed more than 1.0 percent of students on the alternate assessment in the 2018-2019 school year, LDOE anticipates that your school system will assess more than 1.0 percent of students on the alternate assessment in the 2019-2020 school year. School systems that exceed the 1.0 percent threshold must complete a justification and request a participation review. ESSA requires the Department to make these justifications publicly available, provided that it does not reveal personally identifiable information about an individual student.

**School System:** Howard School

Enter the percentage of students who participated in the alternate assessment during the 2018-2019 school year. This information was disseminated to your school system via FTP on or before July 19, 2019.

|   | Participation percentage for the 2018 – 2019 SY |
|---|---|
| <b>ELA:</b> LEAP Connect Participation  | [REDACTED] %                                    |
| <b>Math:</b> LEAP Connect Participation | [REDACTED] %                                    |
| <b>Science:</b> LAA 1 Participation     | [REDACTED] %                                    |

1. Explain why the school system exceeded an alternate assessment participation rate of 1.0 percent for the 2018-2019 school year. **School systems must select NA (not applicable) or Applicable for each option below. Applicable must be chosen for at least one of the following and may be chosen for more than one of the following options:**

Applicable

- a. **If applicable, provide a brief description with supporting data** that identifies specific programs or circumstances within the school system that may contribute to higher enrollments of students identified with significant cognitive disabilities that would result in an alternate assessment participation rate in excess of 1.0 percent. (Example: The school system has schools, community and/or health facilities that draw large numbers of students with significant cognitive disabilities.):

Howard School is located on the grounds of a psychiatric residential treatment facility, LA Methodist Children's Home. The facility has a contract with agencies to take children who meet criteria of a below average IQ that specifically correlates to youth who meet the criteria to participate in alternative assessment. The school has no decision-making authority on who is admitted having disabilities.

Applicable

- b. **If applicable, briefly describe** how a small overall student enrollment in the school system contributes to the likelihood that even a small number of students found eligible to participate in the alternate assessment would result in a participation rate in excess of 1.0 percent (Example: The total tested population is less than 300 and the total number of students participating in the alternate assessment is 3 or less.):

Even though our student enrollment is small, the youth are accepted via a clinical department. Youth must be in that functioning range to be eligible for placement in that specific program. This increases the number disproportionately that exceeds the 1.0%. The school is unable to control this and must provide appropriate educational services.

Applicable



- c. **If applicable, briefly describe any other or additional justification of variables** that may contribute to the school system's alternate assessment participation rate in excess of 1.0 percent:

These youth come from across the state of LA already having been identified as special education. The school must accept and provide educational services regardless as to the functioning level. Often our initial educational assessment qualifies them for alternate assessment. Any paperwork from other school systems will not be changed to meet proportionality criteria identified by the state.

2. By submitting this form, the school system assures that it is taking these required actions:

- The school system verifies that all students participating in the alternate assessment meet Louisiana’s participation criteria.
- The school system verifies that any disproportionality in the percentage of students in any subgroup taking the alternate assessment will be addressed.

**Required Signatures\***

|  |  |                |
|--|--|----------------|
| Special Education Director Signature*: |  | Date: 10/10/19 |
| Printed Name:                          | Jennifer Blake   |                |
| Superintendent Signature*:             |  | Date: 10/10/19 |
| Printed Name:                          | Danny Bell   |                |

\*Original signatures should be kept on file at the school system.

To submit this the justification form via email electronically click [email](#) .




To save the justification form as a PDF click [save](#) .

**SCHOOL SYSTEM ALTERNATE ASSESSMENT PARTICIPATION JUSTIFICATION**

The Department provided 2018-2019 school year alternate assessment data to school systems for review. If your school system assessed more than 1.0 percent of students on the alternate assessment in the 2018-2019 school year, LDOE anticipates that your school system will assess more than 1.0 percent of students on the alternate assessment in the 2019-2020 school year. School systems that exceed the 1.0 percent threshold must complete a justification and request a participation review. ESSA requires the Department to make these justifications publicly available, provided that it does not reveal personally identifiable information about an individual student.

**School System:** V. B. Glencoe Charter School

Enter the percentage of students who participated in the alternate assessment during the 2018-2019 school year. This information was disseminated to your school system via FTP on or before July 19, 2019.

|   | Participation percentage for the 2018 – 2019 SY                                      |
|---|--|
| <b>ELA:</b> LEAP Connect Participation  |  % |
| <b>Math:</b> LEAP Connect Participation |  % |
| <b>Science:</b> LAA 1 Participation     |  % |

1. Explain why the school system exceeded an alternate assessment participation rate of 1.0 percent for the 2018-2019 school year. **School systems must select NA (not applicable) or Applicable for each option below. Applicable must be chosen for at least one of the following and may be chosen for more than one of the following options:**

NA

- a. **If applicable, provide a brief description with supporting data** that identifies specific programs or circumstances within the school system that may contribute to higher enrollments of students identified with significant cognitive disabilities that would result in an alternate assessment participation rate in excess of 1.0 percent. (Example: The school system has schools, community and/or health facilities that draw large numbers of students with significant cognitive disabilities.):

[Redacted area for response to option a]

Applicable

- b. **If applicable, briefly describe** how a small overall student enrollment in the school system contributes to the likelihood that even a small number of students found eligible to participate in the alternate assessment would result in a participation rate in excess of 1.0 percent (Example: The total tested population is less than 300 and the total number of students participating in the alternate assessment is 3 or less.):

Total tested students equaled 205. Only four students participated in alternative assessments. However, this resulted in higher than 1% participation. All students met criteria for participation in alternative assessments.

NA



- c. **If applicable, briefly describe any other or additional justification of variables** that may contribute to the school system’s alternate assessment participation rate in excess of 1.0 percent:

[Redacted area for response to option c]

2. By submitting this form, the school system assures that it is taking these required actions:

- The school system verifies that all students participating in the alternate assessment meet Louisiana’s participation criteria.
- The school system verifies that any disproportionality in the percentage of students in any subgroup taking the alternate assessment will be addressed.

**Required Signatures\***

|  |                      |
|--|----------------------|
| <b>Special Education Director Signature*:</b>  | <b>Date:</b> 8/14/19 |
| <b>Printed Name:</b> Loren M. Decuir   |                      |
| <b>Superintendent Signature*:</b>              | <b>Date:</b> 8/14/19 |
| <b>Printed Name:</b> Loren M. Decuir   |                      |

\*Original signatures should be kept on file at the school system.

To submit this the justification form via email electronically click [email](#) .




To save the justification form as a PDF click [save](#) .

**SCHOOL SYSTEM ALTERNATE ASSESSMENT PARTICIPATION JUSTIFICATION**

The Department provided 2018-2019 school year alternate assessment data to school systems for review. If your school system assessed more than 1.0 percent of students on the alternate assessment in the 2018-2019 school year, LDOE anticipates that your school system will assess more than 1.0 percent of students on the alternate assessment in the 2019-2020 school year. School systems that exceed the 1.0 percent threshold must complete a justification and request a participation review. ESSA requires the Department to make these justifications publicly available, provided that it does not reveal personally identifiable information about an individual student.

**School System:** University View Academy

Enter the percentage of students who participated in the alternate assessment during the 2018-2019 school year. This information was disseminated to your school system via FTP on or before July 19, 2019.

|   | Participation percentage for the 2018 – 2019 SY                                      |
|---|--|
| <b>ELA:</b> LEAP Connect Participation  |  % |
| <b>Math:</b> LEAP Connect Participation |  % |
| <b>Science:</b> LAA 1 Participation     |  % |

1. Explain why the school system exceeded an alternate assessment participation rate of 1.0 percent for the 2018-2019 school year. **School systems must select NA (not applicable) or Applicable for each option below. Applicable must be chosen for at least one of the following and may be chosen for more than one of the following options:**

NA

- a. **If applicable, provide a brief description with supporting data** that identifies specific programs or circumstances within the school system that may contribute to higher enrollments of students identified with significant cognitive disabilities that would result in an alternate assessment participation rate in excess of 1.0 percent. (Example: The school system has schools, community and/or health facilities that draw large numbers of students with significant cognitive disabilities.):

NA

- b. **If applicable, briefly describe** how a small overall student enrollment in the school system contributes to the likelihood that even a small number of students found eligible to participate in the alternate assessment would result in a participation rate in excess of 1.0 percent (Example: The total tested population is less than 300 and the total number of students participating in the alternate assessment is 3 or less.):

Applicable



- c. **If applicable, briefly describe any other or additional justification of variables** that may contribute to the school system’s alternate assessment participation rate in excess of 1.0 percent:

University View Academy is an online, all virtual school that offers a unique opportunity for students to be able to remain at home with parent while benefitting from an appropriate curriculum with teacher support. Due to this unique availability to the regular curriculum UVA may have a higher percentage of students who qualify for Alternate Assessment.

2. By submitting this form, the school system assures that it is taking these required actions:

- The school system verifies that all students participating in the alternate assessment meet Louisiana's participation criteria.
- The school system verifies that any disproportionality in the percentage of students in any subgroup taking the alternate assessment will be addressed.

**Required Signatures\***

|   |  |               |
|---|--|---------------|
| Special Education Director Signature*:  |  |               |
|  |  | Date: 8-13-19 |
| Printed Name: Amy T. McLin  |  |               |
| Superintendent Signature*:  |  |               |
|  |  | Date: 8-13-19 |
| Printed Name: Dr Michelle Clayton   |  |               |

\*Original signatures should be kept on file at the school system.

To submit this the justification form via email electronically click [email](#) .




To save the justification form as a PDF click [save](#) .

**SCHOOL SYSTEM ALTERNATE ASSESSMENT PARTICIPATION JUSTIFICATION**

The Department provided 2018-2019 school year alternate assessment data to school systems for review. If your school system assessed more than 1.0 percent of students on the alternate assessment in the 2018-2019 school year, LDOE anticipates that your school system will assess more than 1.0 percent of students on the alternate assessment in the 2019-2020 school year. School systems that exceed the 1.0 percent threshold must complete a justification and request a participation review. ESSA requires the Department to make these justifications publicly available, provided that it does not reveal personally identifiable information about an individual student.

**School System:** Pierre A. Capdau Charter School

Enter the percentage of students who participated in the alternate assessment during the 2018-2019 school year. This information was disseminated to your school system via FTP on or before July 19, 2019.

|   | Participation percentage for the 2018 – 2019 SY                                      |
|---|--|
| <b>ELA:</b> LEAP Connect Participation  |  % |
| <b>Math:</b> LEAP Connect Participation |  % |
| <b>Science:</b> LAA 1 Participation     |  % |

1. Explain why the school system exceeded an alternate assessment participation rate of 1.0 percent for the 2018-2019 school year. **School systems must select NA (not applicable) or Applicable for each option below. Applicable must be chosen for at least one of the following and may be chosen for more than one of the following options:**

Applicable

- a. **If applicable, provide a brief description with supporting data** that identifies specific programs or circumstances within the school system that may contribute to higher enrollments of students identified with significant cognitive disabilities that would result in an alternate assessment participation rate in excess of 1.0 percent. (Example: The school system has schools, community and/or health facilities that draw large numbers of students with significant cognitive disabilities.):

Pierre A. Capdau Charter School has a disproportionately high number of students with disabilities enrolled.

NA

- b. **If applicable, briefly describe** how a small overall student enrollment in the school system contributes to the likelihood that even a small number of students found eligible to participate in the alternate assessment would result in a participation rate in excess of 1.0 percent (Example: The total tested population is less than 300 and the total number of students participating in the alternate assessment is 3 or less.):

NA

- c. **If applicable, briefly describe any other or additional justification of variables** that may contribute to the school system’s alternate assessment participation rate in excess of 1.0 percent:



2. By submitting this form, the school system assures that it is taking these required actions:

- The school system verifies that all students participating in the alternate assessment meet Louisiana’s participation criteria.
- The school system verifies that any disproportionality in the percentage of students in any subgroup taking the alternate assessment will be addressed.

**Required Signatures\***

|  |                      |
|--|----------------------|
| <b>Special Education Director Signature*:</b>  | <b>Date:</b> 8/12/19 |
| <b>Printed Name:</b> Lori B. Taylor  |                      |
| <b>Superintendent Signature*:</b>              | <b>Date:</b> 8/12/19 |
| <b>Printed Name:</b> Kevin R. George   |                      |

\*Original signatures should be kept on file at the school system.

To submit this the justification form via email electronically click [email](#) .




To save the justification form as a PDF click [save](#) .

**SCHOOL SYSTEM ALTERNATE ASSESSMENT PARTICIPATION JUSTIFICATION**

The Department provided 2018-2019 school year alternate assessment data to school systems for review. If your school system assessed more than 1.0 percent of students on the alternate assessment in the 2018-2019 school year, LDOE anticipates that your school system will assess more than 1.0 percent of students on the alternate assessment in the 2019-2020 school year. School systems that exceed the 1.0 percent threshold must complete a justification and request a participation review. ESSA requires the Department to make these justifications publicly available, provided that it does not reveal personally identifiable information about an individual student.

**School System:** Medard H. Nelson

Enter the percentage of students who participated in the alternate assessment during the 2018-2019 school year. This information was disseminated to your school system via FTP on or before July 19, 2019.

|   | Participation percentage for the 2018 – 2019 SY                                      |
|---|--|
| <b>ELA:</b> LEAP Connect Participation  |  % |
| <b>Math:</b> LEAP Connect Participation |  % |
| <b>Science:</b> LAA 1 Participation     |  % |

1. Explain why the school system exceeded an alternate assessment participation rate of 1.0 percent for the 2018-2019 school year. **School systems must select NA (not applicable) or Applicable for each option below. Applicable must be chosen for at least one of the following and may be chosen for more than one of the following options:**

Applicable

- a. **If applicable, provide a brief description with supporting data** that identifies specific programs or circumstances within the school system that may contribute to higher enrollments of students identified with significant cognitive disabilities that would result in an alternate assessment participation rate in excess of 1.0 percent. (Example: The school system has schools, community and/or health facilities that draw large numbers of students with significant cognitive disabilities.):

Medard H. Nelson Charter School had a disproportionately high number of students with disabilities enrolled.

NA

- b. **If applicable, briefly describe** how a small overall student enrollment in the school system contributes to the likelihood that even a small number of students found eligible to participate in the alternate assessment would result in a participation rate in excess of 1.0 percent (Example: The total tested population is less than 300 and the total number of students participating in the alternate assessment is 3 or less.):

NA

- c. **If applicable, briefly describe any other or additional justification of variables** that may contribute to the school system’s alternate assessment participation rate in excess of 1.0 percent:

2. By submitting this form, the school system assures that it is taking these required actions:

- The school system verifies that all students participating in the alternate assessment meet Louisiana’s participation criteria.
- The school system verifies that any disproportionality in the percentage of students in any subgroup taking the alternate assessment will be addressed.

**Required Signatures\***

|  |  |
|--|--|
| <b>Special Education Director Signature*:</b>  | <b>Date:</b>  |
| <b>Printed Name:</b> Lori B. Taylor  |  |
| <b>Superintendent Signature*:</b>              | <b>Date:</b>  |
| <b>Printed Name:</b> Kevin R. George   |  |

\*Original signatures should be kept on file at the school system.

To submit this the justification form via email electronically click [email](#) .




To save the justification form as a PDF click [save](#) .

**SCHOOL SYSTEM ALTERNATE ASSESSMENT PARTICIPATION JUSTIFICATION**

The Department provided 2018-2019 school year alternate assessment data to school systems for review. If your school system assessed more than 1.0 percent of students on the alternate assessment in the 2018-2019 school year, LDOE anticipates that your school system will assess more than 1.0 percent of students on the alternate assessment in the 2019-2020 school year. School systems that exceed the 1.0 percent threshold must complete a justification and request a participation review. ESSA requires the Department to make these justifications publicly available, provided that it does not reveal personally identifiable information about an individual student.

**School System:** John F. Kennedy High School

Enter the percentage of students who participated in the alternate assessment during the 2018-2019 school year. This information was disseminated to your school system via FTP on or before July 19, 2019.

|   | Participation percentage for the 2018 – 2019 SY                                      |
|---|--|
| <b>ELA:</b> LEAP Connect Participation  |  % |
| <b>Math:</b> LEAP Connect Participation |  % |
| <b>Science:</b> LAA 1 Participation     |  % |

1. Explain why the school system exceeded an alternate assessment participation rate of 1.0 percent for the 2018-2019 school year. **School systems must select NA (not applicable) or Applicable for each option below. Applicable must be chosen for at least one of the following and may be chosen for more than one of the following options:**

Applicable

- a. **If applicable, provide a brief description with supporting data** that identifies specific programs or circumstances within the school system that may contribute to higher enrollments of students identified with significant cognitive disabilities that would result in an alternate assessment participation rate in excess of 1.0 percent. (Example: The school system has schools, community and/or health facilities that draw large numbers of students with significant cognitive disabilities.):

John F. Kennedy High School has a disproportionately high number of students with disabilities enrolled. In addition, JFK has a self contained low incidence classroom that draws students from across the city.

NA

- b. **If applicable, briefly describe** how a small overall student enrollment in the school system contributes to the likelihood that even a small number of students found eligible to participate in the alternate assessment would result in a participation rate in excess of 1.0 percent (Example: The total tested population is less than 300 and the total number of students participating in the alternate assessment is 3 or less.):

NA

- c. **If applicable, briefly describe any other or additional justification of variables** that may contribute to the school system’s alternate assessment participation rate in excess of 1.0 percent:

2. By submitting this form, the school system assures that it is taking these required actions:

- The school system verifies that all students participating in the alternate assessment meet Louisiana’s participation criteria.
- The school system verifies that any disproportionality in the percentage of students in any subgroup taking the alternate assessment will be addressed.

**Required Signatures\***

|  |  |
|--|--|
| <b>Special Education Director Signature*:</b>  | <b>Date:</b>  |
| <b>Printed Name:</b>                            |  |
| <b>Superintendent Signature*:</b>              | <b>Date:</b>  |
| <b>Printed Name:</b>                           |  |

\*Original signatures should be kept on file at the school system.

To submit this the justification form via email electronically click **email** .

To save the justification form as a PDF click **save** .

**SCHOOL SYSTEM ALTERNATE ASSESSMENT PARTICIPATION JUSTIFICATION**

The Department provided 2018-2019 school year alternate assessment data to school systems for review. If your school system assessed more than 1.0 percent of students on the alternate assessment in the 2018-2019 school year, LDOE anticipates that your school system will assess more than 1.0 percent of students on the alternate assessment in the 2019-2020 school year. School systems that exceed the 1.0 percent threshold must complete a justification and request a participation review. ESSA requires the Department to make these justifications publicly available, provided that it does not reveal personally identifiable information about an individual student.

School System: **Harriet Tubman Charter School**

Enter the percentage of students who participated in the alternate assessment during the 2018-2019 school year. This information was disseminated to your school system via FTP on or before July 19, 2019.

|   | Participation percentage for the 2018 – 2019 SY |
|---|---|
| <b>ELA:</b> LEAP Connect Participation  | [REDACTED] %                                    |
| <b>Math:</b> LEAP Connect Participation | [REDACTED] %                                    |
| <b>Science:</b> LAA 1 Participation     | [REDACTED] %                                    |

1. Explain why the school system exceeded an alternate assessment participation rate of 1.0 percent for the 2018-2019 school year. **School systems must select NA (not applicable) or Applicable for each option below. Applicable must be chosen for at least one of the following and may be chosen for more than one of the following options:**

NA

- a. **If applicable, provide a brief description with supporting data** that identifies specific programs or circumstances within the school system that may contribute to higher enrollments of students identified with significant cognitive disabilities that would result in an alternate assessment participation rate in excess of 1.0 percent. (Example: The school system has schools, community and/or health facilities that draw large numbers of students with significant cognitive disabilities.):

[REDACTED]

Applicable

- b. **If applicable, briefly describe** how a small overall student enrollment in the school system contributes to the likelihood that even a small number of students found eligible to participate in the alternate assessment would result in a participation rate in excess of 1.0 percent (Example: The total tested population is less than 300 and the total number of students participating in the alternate assessment is 3 or less.):

The school has over 500 students in the total tested population and the total number of students participating in the alternate assessment is 9.

Applicable

- c. **If applicable, briefly describe any other or additional justification of variables** that may contribute to the school system’s alternate assessment participation rate in excess of 1.0 percent:

The school has a special education population of 15%, which is above the state average.

2. By submitting this form, the school system assures that it is taking these required actions:

- The school system verifies that all students participating in the alternate assessment meet Louisiana’s participation criteria.
- The school system verifies that any disproportionality in the percentage of students in any subgroup taking the alternate assessment will be addressed.

**Required Signatures\***

|  |                          |       |         |
|--|--------------------------|-------|---------|
| Special Education Director Signature*: | <i>Kevin C. Lapinski</i> | Date: | 8/12/19 |
| Printed Name:                          | Kevin C. Lapinski        |       |         |
| Superintendent Signature*:             | <i>K. Mehok</i>          | Date: | 8/12/19 |
| Printed Name:                          | Kate Mehok               |       |         |

\*Original signatures should be kept on file at the school system.

To submit this the justification form via email electronically click **email** .

To save the justification form as a PDF click **save** .

**SCHOOL SYSTEM ALTERNATE ASSESSMENT PARTICIPATION JUSTIFICATION**

The Department provided 2018-2019 school year alternate assessment data to school systems for review. If your school system assessed more than 1.0 percent of students on the alternate assessment in the 2018-2019 school year, LDOE anticipates that your school system will assess more than 1.0 percent of students on the alternate assessment in the 2019-2020 school year. School systems that exceed the 1.0 percent threshold must complete a justification and request a participation review. ESSA requires the Department to make these justifications publicly available, provided that it does not reveal personally identifiable information about an individual student.

**School System:** Paul Habans Charter School

Enter the percentage of students who participated in the alternate assessment during the 2018-2019 school year. This information was disseminated to your school system via FTP on or before July 19, 2019.

|   | Participation percentage for the 2018 – 2019 SY |
|---|---|
| <b>ELA:</b> LEAP Connect Participation  | [REDACTED] %                                    |
| <b>Math:</b> LEAP Connect Participation | [REDACTED] %                                    |
| <b>Science:</b> LAA 1 Participation     | [REDACTED] %                                    |

1. Explain why the school system exceeded an alternate assessment participation rate of 1.0 percent for the 2018-2019 school year. **School systems must select NA (not applicable) or Applicable for each option below. Applicable must be chosen for at least one of the following and may be chosen for more than one of the following options:**

NA

- a. **If applicable, provide a brief description with supporting data** that identifies specific programs or circumstances within the school system that may contribute to higher enrollments of students identified with significant cognitive disabilities that would result in an alternate assessment participation rate in excess of 1.0 percent. (Example: The school system has schools, community and/or health facilities that draw large numbers of students with significant cognitive disabilities.):

[REDACTED]

Applicable

- b. **If applicable, briefly describe** how a small overall student enrollment in the school system contributes to the likelihood that even a small number of students found eligible to participate in the alternate assessment would result in a participation rate in excess of 1.0 percent (Example: The total tested population is less than 300 and the total number of students participating in the alternate assessment is 3 or less.):

Our total LEA tested population is approximately 400 students.

[REDACTED]

Applicable

- c. **If applicable, briefly describe any other or additional justification of variables** that may contribute to the school system’s alternate assessment participation rate in excess of 1.0 percent:

The total special education population of the school system is 13%.



[REDACTED]



2. By submitting this form, the school system assures that it is taking these required actions:

- The school system verifies that all students participating in the alternate assessment meet Louisiana's participation criteria.
- The school system verifies that any disproportionality in the percentage of students in any subgroup taking the alternate assessment will be addressed.

**Required Signatures\***

|  |   |       |         |
|--|---|-------|---------|
| Special Education Director Signature*: |  | Date: | 8/12/19 |
| Printed Name:                          | Freddie Z. Boyer  |       |         |
| Superintendent Signature*:             |  | Date: | 8/12/19 |
| Printed Name:                          | Kate Mehok  |       |         |

\*Original signatures should be kept on file at the school system.

To submit this the justification form via email electronically click **email** .

To save the justification form as a PDF click **save** .

**SCHOOL SYSTEM ALTERNATE ASSESSMENT PARTICIPATION JUSTIFICATION**

The Department provided 2018-2019 school year alternate assessment data to school systems for review. If your school system assessed more than 1.0 percent of students on the alternate assessment in the 2018-2019 school year, LDOE anticipates that your school system will assess more than 1.0 percent of students on the alternate assessment in the 2019-2020 school year. School systems that exceed the 1.0 percent threshold must complete a justification and request a participation review. ESSA requires the Department to make these justifications publicly available, provided that it does not reveal personally identifiable information about an individual student.

**School System:**

Enter the percentage of students who participated in the alternate assessment during the 2018-2019 school year. This information was disseminated to your school system via FTP on or before July 19, 2019.

|                                  | Participation percentage for the 2018 – 2019 SY |   |
|----------------------------------|---|---|
| ELA: LEAP Connect Participation  |   | % |
| Math: LEAP Connect Participation |   | % |
| Science: LAA 1 Participation     |   | % |

1. Explain why the school system exceeded an alternate assessment participation rate of 1.0 percent for the 2018-2019 school year. **School systems must select NA (not applicable) or Applicable for each option below. Applicable must be chosen for at least one of the following and may be chosen for more than one of the following options:**

- a. **If applicable, provide a brief description with supporting data** that identifies specific programs or circumstances within the school system that may contribute to higher enrollments of students identified with significant cognitive disabilities that would result in an alternate assessment participation rate in excess of 1.0 percent. (Example: The school system has schools, community and/or health facilities that draw large numbers of students with significant cognitive disabilities.):

*Fannie C. Williams Charter School had a 14% population of special Education students. Our students with significant cognitive disabilities qualified for LEAP Connect based on evaluation results.*

- b. **If applicable, briefly describe** how a small overall student enrollment in the school system contributes to the likelihood that even a small number of students found eligible to participate in the alternate assessment would result in a participation rate in excess of 1.0 percent (Example: The total tested population is less than 300 and the total number of students participating in the alternate assessment is 3 or less.):

- c. **If applicable, briefly describe any other or additional justification of variables** that may contribute to the school system's alternate assessment participation rate in excess of 1.0 percent:

2. By submitting this form, the school system assures that it is taking these required actions:

The school system verifies that all students participating in the alternate assessment meet Louisiana's participation criteria.

The school system verifies that any disproportionality in the percentage of students in any subgroup taking the alternate assessment will be addressed.

**Required Signatures\***

|   |                      |
|---|----------------------|
| <b>Special Education Director Signature*:</b><br>Kara Gardner | <b>Date:</b> 8/20/19 |
| <b>Printed Name:</b> Kara Gardner                             |                      |
| <b>Superintendent Signature*:</b><br>Kelly S. Batiste         | <b>Date:</b> 8/20/19 |
| <b>Printed Name:</b> Kelly S. Batiste                         |                      |

\*Original signatures should be kept on file at the school system.

To submit this the justification form via email electronically click

To save the justification form as a PDF click

**SCHOOL SYSTEM ALTERNATE ASSESSMENT PARTICIPATION JUSTIFICATION**

The Department provided 2018-2019 school year alternate assessment data to school systems for review. If your school system assessed more than 1.0 percent of students on the alternate assessment in the 2018-2019 school year, LDOE anticipates that your school system will assess more than 1.0 percent of students on the alternate assessment in the 2019-2020 school year. School systems that exceed the 1.0 percent threshold must complete a justification and request a participation review. ESSA requires the Department to make these justifications publicly available, provided that it does not reveal personally identifiable information about an individual student.

School System: *SciTech Academy*

Enter the percentage of students who participated in the alternate assessment during the 2018-2019 school year. This information was disseminated to your school system via FTP on or before July 19, 2019.

|                                  |  | Participation percentage for the 2018 – 2019 SY |
|----------------------------------|--|---|
| ELA: LEAP Connect Participation  |  | %   |
| Math: LEAP Connect Participation |  | %   |
| Science: LAA 1 Participation     |  | %   |

1. Explain why the school system exceeded an alternate assessment participation rate of 1.0 percent for the 2018-2019 school year. School systems must select NA (not applicable) or Applicable for each option below. Applicable must be chosen for at least one of the following and may be chosen for more than one of the following options:

- a. If applicable, provide a brief description with supporting data that identifies specific programs or circumstances within the school system that may contribute to higher enrollments of students identified with significant cognitive disabilities that would result in an alternate assessment participation rate in excess of 1.0 percent. (Example: The school system has schools, community and/or health facilities that draw large numbers of students with significant cognitive disabilities.): *SciTech hosts a self-contained classroom called Community Based Instruction (CBI). The CBI program supports students who are working on pre-academic and functional skills. Program supports grades PK-8th*
- b. If applicable, briefly describe how a small overall student enrollment in the school system contributes to the likelihood that even a small number of students found eligible to participate in the alternate assessment would result in a participation rate in excess of 1.0 percent (Example: The total tested population is less than 300 and the total number of students participating in the alternate assessment is 3 or less.):
- c. If applicable, briefly describe any other or additional justification of variables that may contribute to the school system’s alternate assessment participation rate in excess of 1.0 percent:

2. By submitting this form, the school system assures that it is taking these required actions:

- ✓ The school system verifies that all students participating in the alternate assessment meet Louisiana's participation criteria.
- ✓ The school system verifies that any disproportionality in the percentage of students in any subgroup taking the alternate assessment will be addressed.

**Required Signatures\***

|  |  |                             |
|--|--|-----------------------------|
| <b>Special Education Director Signature*:</b><br><i>Brittney Robinie</i> |  | <b>Date:</b> <i>8/15/19</i> |
| <b>Printed Name:</b> <i>Brittney Robinie</i>                             |  |                             |
| <b>Superintendent Signature*:</b><br><i>E Waterfield</i>                 |  | <b>Date:</b> <i>8/15/19</i> |
| <b>Printed Name:</b> <i>Emily Waterfield</i>                             |  |                             |

\*Original signatures should be kept on file at the school system.

To submit this the justification form via email electronically click .

To save the justification form as a PDF click .

**SCHOOL SYSTEM ALTERNATE ASSESSMENT PARTICIPATION JUSTIFICATION**

The Department provided 2018-2019 school year alternate assessment data to school systems for review. If your school system assessed more than 1.0 percent of students on the alternate assessment in the 2018-2019 school year, LDOE anticipates that your school system will assess more than 1.0 percent of students on the alternate assessment in the 2019-2020 school year. School systems that exceed the 1.0 percent threshold must complete a justification and request a participation review. ESSA requires the Department to make these justifications publicly available, provided that it does not reveal personally identifiable information about an individual student.

School System: *Dolores T. Aaron*

Enter the percentage of students who participated in the alternate assessment during the 2018-2019 school year. This information was disseminated to your school system via FTP on or before July 19, 2019.

|                                  | Participation percentage for the 2018 – 2019 SY |   |
|----------------------------------|---|---|
| ELA: LEAP Connect Participation  |   | % |
| Math: LEAP Connect Participation |   | % |
| Science: LAA 1 Participation     |   | % |

1. Explain why the school system exceeded an alternate assessment participation rate of 1.0 percent for the 2018-2019 school year. School systems must select NA (not applicable) or Applicable for each option below. Applicable must be chosen for at least one of the following and may be chosen for more than one of the following options:

a. If applicable, provide a brief description with supporting data that identifies specific programs or circumstances within the school system that may contribute to higher enrollments of students identified with significant cognitive disabilities that would result in an alternate assessment participation rate in excess of 1.0 percent. (Example: The school system has schools, community and/or health facilities that draw large numbers of students with significant cognitive disabilities.):

*DTA hosts a self-contained program based on our community based instruction program. The CBI program supports students working on pre-academic skills and functional skills in grades PK - 8th.*

b. If applicable, briefly describe how a small overall student enrollment in the school system contributes to the likelihood that even a small number of students found eligible to participate in the alternate assessment would result in a participation rate in excess of 1.0 percent (Example: The total tested population is less than 300 and the total number of students participating in the alternate assessment is 3 or less.):



c. If applicable, briefly describe any other or additional justification of variables that may contribute to the school system’s alternate assessment participation rate in excess of 1.0 percent:

*Students in our community based SPED program receive preference @ DTA in OneApp.*

2. By submitting this form, the school system assures that it is taking these required actions:

- ✓ The school system verifies that all students participating in the alternate assessment meet Louisiana's participation criteria.
- ✓ The school system verifies that any disproportionality in the percentage of students in any subgroup taking the alternate assessment will be addressed.

**Required Signatures\***

|  |  |                      |
|--|--|----------------------|
| <b>Special Education Director Signature*:</b><br> |  | <b>Date:</b> 8/15/19 |
| <b>Printed Name:</b> Brittney Robins   |  |                      |
| <b>Superintendent Signature*:</b><br>            |  | <b>Date:</b> 8/15/19 |
| <b>Printed Name:</b> Emily Waterfield  |  |                      |

\*Original signatures should be kept on file at the school system.

To submit this the justification form via email electronically click

To save the justification form as a PDF click

**SCHOOL SYSTEM ALTERNATE ASSESSMENT PARTICIPATION JUSTIFICATION**

The Department provided 2018-2019 school year alternate assessment data to school systems for review. If your school system assessed more than 1.0 percent of students on the alternate assessment in the 2018-2019 school year, LDOE anticipates that your school system will assess more than 1.0 percent of students on the alternate assessment in the 2019-2020 school year. School systems that exceed the 1.0 percent threshold must complete a justification and request a participation review. ESSA requires the Department to make these justifications publicly available, provided that it does not reveal personally identifiable information about an individual student.

**School System:**

Enter the percentage of students who participated in the alternate assessment during the 2018-2019 school year. This information was disseminated to your school system via FTP on or before July 19, 2019.

|                                  | Participation percentage for the 2018 – 2019 SY |   |
|----------------------------------|---|---|
| ELA: LEAP Connect Participation  |   | % |
| Math: LEAP Connect Participation |   | % |
| Science: LAA 1 Participation     |   | % |

1. Explain why the school system exceeded an alternate assessment participation rate of 1.0 percent for the 2018-2019 school year. **School systems must select NA (not applicable) or Applicable for each option below. Applicable must be chosen for at least one of the following and may be chosen for more than one of the following options:**

- a. **If applicable, provide a brief description with supporting data** that identifies specific programs or circumstances within the school system that may contribute to higher enrollments of students identified with significant cognitive disabilities that would result in an alternate assessment participation rate in excess of 1.0 percent. (Example: The school system has schools, community and/or health facilities that draw large numbers of students with significant cognitive disabilities.): *RATHS hosts a program called our community based instruction (CBI) program. The program supports students working on very basic academic skills, functional skills, and, at RATHS, transition skills. Program supports students, 9-12th grade average 22.*
- b. **If applicable, briefly describe** how a small overall student enrollment in the school system contributes to the likelihood that even a small number of students found eligible to participate in the alternate assessment would result in a participation rate in excess of 1.0 percent (Example: The total tested population is less than 300 and the total number of students participating in the alternate assessment is 3 or less.):

*RATHS is an alternative school that serves a small population of students. Total enrollment in 18-19 SY was 253 students.*



- c. **If applicable, briefly describe any other or additional justification of variables** that may contribute to the school system’s alternate assessment participation rate in excess of 1.0 percent:



2. By submitting this form, the school system assures that it is taking these required actions:

- ✓ The school system verifies that all students participating in the alternate assessment meet Louisiana's participation criteria.
- ✓ The school system verifies that any disproportionality in the percentage of students in any subgroup taking the alternate assessment will be addressed.

**Required Signatures\***

|  |                      |
|--|----------------------|
| <b>Special Education Director Signature*:</b><br> | <b>Date:</b> 8/15/19 |
| <b>Printed Name:</b> Brittany Robin  |                      |
| <b>Superintendent Signature*:</b><br>            | <b>Date:</b> 8/15/19 |
| <b>Printed Name:</b> Emily Waterfield  |                      |

\*Original signatures should be kept on file at the school system.

To submit this the justification form via email electronically click .

To save the justification form as a PDF click .

**SCHOOL SYSTEM ALTERNATE ASSESSMENT PARTICIPATION JUSTIFICATION**

The Department provided 2018-2019 school year alternate assessment data to school systems for review. If your school system assessed more than 1.0 percent of students on the alternate assessment in the 2018-2019 school year, LDOE anticipates that your school system will assess more than 1.0 percent of students on the alternate assessment in the 2019-2020 school year. School systems that exceed the 1.0 percent threshold must complete a justification and request a participation review. ESSA requires the Department to make these justifications publicly available, provided that it does not reveal personally identifiable information about an individual student.

School System: *Schaumborg*

Enter the percentage of students who participated in the alternate assessment during the 2018-2019 school year. This information was disseminated to your school system via FTP on or before July 19, 2019.

|                                  | Participation percentage for the 2018 – 2019 SY |   |
|----------------------------------|---|---|
| ELA: LEAP Connect Participation  |   | % |
| Math: LEAP Connect Participation |   | % |
| Science: LAA 1 Participation     |   | % |

1. Explain why the school system exceeded an alternate assessment participation rate of 1.0 percent for the 2018-2019 school year. School systems must select NA (not applicable) or Applicable for each option below. Applicable must be chosen for at least one of the following and may be chosen for more than one of the following options:

a. If applicable, provide a brief description with supporting data that identifies specific programs or circumstances within the school system that may contribute to higher enrollments of students identified with significant cognitive disabilities that would result in an alternate assessment participation rate in excess of 1.0 percent. (Example: The school system has schools, community and/or health facilities that draw large numbers of students with significant cognitive disabilities.):

*Sch hosts an Autism Skills Development (ASD) self contained classroom in grades PK-8th grade. The class serves students with moderate/severe diagnoses of AUT and related disabilities. Students focus on academic, social, behavior, and functional skills.*



b. If applicable, briefly describe how a small overall student enrollment in the school system contributes to the likelihood that even a small number of students found eligible to participate in the alternate assessment would result in a participation rate in excess of 1.0 percent (Example: The total tested population is less than 300 and the total number of students participating in the alternate assessment is 3 or less.):

c. If applicable, briefly describe any other or additional justification of variables that may contribute to the school system's alternate assessment participation rate in excess of 1.0 percent:

2. By submitting this form, the school system assures that it is taking these required actions:

- ✓ The school system verifies that all students participating in the alternate assessment meet Louisiana's participation criteria.
- ✓ The school system verifies that any disproportionality in the percentage of students in any subgroup taking the alternate assessment will be addressed.

**Required Signatures\***

|  |  |                      |
|--|--|----------------------|
| <b>Special Education Director Signature*:</b>                                      |  |                      |
|   |  | <b>Date:</b> 8/15/19 |
| <b>Printed Name:</b> Britney Robins  |  |                      |
| <b>Superintendent Signature*:</b>  |  |                      |
|  |  | <b>Date:</b> 8/15/19 |
| <b>Printed Name:</b> Emily Waterfield  |  |                      |

\*Original signatures should be kept on file at the school system.

To submit this the justification form via email electronically click




To save the justification form as a PDF click

**SCHOOL SYSTEM ALTERNATE ASSESSMENT PARTICIPATION JUSTIFICATION**

The Department provided 2018-2019 school year alternate assessment data to school systems for review. If your school system assessed more than 1.0 percent of students on the alternate assessment in the 2018-2019 school year, LDOE anticipates that your school system will assess more than 1.0 percent of students on the alternate assessment in the 2019-2020 school year. School systems that exceed the 1.0 percent threshold must complete a justification and request a participation review. ESSA requires the Department to make these justifications publicly available, provided that it does not reveal personally identifiable information about an individual student.

**School System:** ARISE Academy

Enter the percentage of students who participated in the alternate assessment during the 2018-2019 school year. This information was disseminated to your school system via FTP on or before July 19, 2019.

|   | Participation percentage for the 2018 – 2019 SY                                      |
|---|--|
| <b>ELA:</b> LEAP Connect Participation  |  % |
| <b>Math:</b> LEAP Connect Participation |  % |
| <b>Science:</b> LAA 1 Participation     |  % |

1. Explain why the school system exceeded an alternate assessment participation rate of 1.0 percent for the 2018-2019 school year. **School systems must select NA (not applicable) or Applicable for each option below. Applicable must be chosen for at least one of the following and may be chosen for more than one of the following options:**

NA

- a. **If applicable, provide a brief description with supporting data** that identifies specific programs or circumstances within the school system that may contribute to higher enrollments of students identified with significant cognitive disabilities that would result in an alternate assessment participation rate in excess of 1.0 percent. (Example: The school system has schools, community and/or health facilities that draw large numbers of students with significant cognitive disabilities.):

Applicable

- b. **If applicable, briefly describe** how a small overall student enrollment in the school system contributes to the likelihood that even a small number of students found eligible to participate in the alternate assessment would result in a participation rate in excess of 1.0 percent (Example: The total tested population is less than 300 and the total number of students participating in the alternate assessment is 3 or less.):

We have a total student testing population of 358 students, and therefore only 6 students took the alternate assessment. This population size makes it more likely that even a small number of students found eligible resulted in an of excess of 1%.


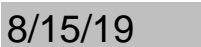


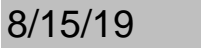

NA

- c. **If applicable, briefly describe any other or additional justification of variables** that may contribute to the school system’s alternate assessment participation rate in excess of 1.0 percent:

2. By submitting this form, the school system assures that it is taking these required actions:

- The school system verifies that all students participating in the alternate assessment meet Louisiana’s participation criteria.
- The school system verifies that any disproportionality in the percentage of students in any subgroup taking the alternate assessment will be addressed.

**Required Signatures\***

|  |  |
|--|--|
| <b>Special Education Director Signature*:</b>  | <b>Date:</b>  |
| <b>Printed Name:</b>                           |  |
| <b>Superintendent Signature*:</b>              | <b>Date:</b>  |
| <b>Printed Name:</b>                          |  |

\*Original signatures should be kept on file at the school system.

To submit this the justification form via email electronically click **email** .




To save the justification form as a PDF click **save** .

**SCHOOL SYSTEM ALTERNATE ASSESSMENT PARTICIPATION JUSTIFICATION**

The Department provided 2018-2019 school year alternate assessment data to school systems for review. If your school system assessed more than 1.0 percent of students on the alternate assessment in the 2018-2019 school year, LDOE anticipates that your school system will assess more than 1.0 percent of students on the alternate assessment in the 2019-2020 school year. School systems that exceed the 1.0 percent threshold must complete a justification and request a participation review. ESSA requires the Department to make these justifications publicly available, provided that it does not reveal personally identifiable information about an individual student.

**School System:** Mildred Osborne Charter School

Enter the percentage of students who participated in the alternate assessment during the 2018-2019 school year. This information was disseminated to your school system via FTP on or before July 19, 2019.

|   | Participation percentage for the 2018 – 2019 SY                                      |
|---|--|
| <b>ELA:</b> LEAP Connect Participation  |  % |
| <b>Math:</b> LEAP Connect Participation |  % |
| <b>Science:</b> LAA 1 Participation     |  % |

1. Explain why the school system exceeded an alternate assessment participation rate of 1.0 percent for the 2018-2019 school year. **School systems must select NA (not applicable) or Applicable for each option below. Applicable must be chosen for at least one of the following and may be chosen for more than one of the following options:**

NA

- a. **If applicable, provide a brief description with supporting data** that identifies specific programs or circumstances within the school system that may contribute to higher enrollments of students identified with significant cognitive disabilities that would result in an alternate assessment participation rate in excess of 1.0 percent. (Example: The school system has schools, community and/or health facilities that draw large numbers of students with significant cognitive disabilities.):

[Redacted area for response to option a]

Applicable

- b. **If applicable, briefly describe** how a small overall student enrollment in the school system contributes to the likelihood that even a small number of students found eligible to participate in the alternate assessment would result in a participation rate in excess of 1.0 percent (Example: The total tested population is less than 300 and the total number of students participating in the alternate assessment is 3 or less.):

School system had a total of only 369 testers in ELA and 371 in math, making it more likely that even a small number of students found eligible to participate in the alternate assessment would result in a participation rate in excess of 1.0 percent.

NA

- c. **If applicable, briefly describe any other or additional justification of variables** that may contribute to the school system’s alternate assessment participation rate in excess of 1.0 percent:

[Redacted area for response to option c]

2. By submitting this form, the school system assures that it is taking these required actions:

- The school system verifies that all students participating in the alternate assessment meet Louisiana’s participation criteria.
- The school system verifies that any disproportionality in the percentage of students in any subgroup taking the alternate assessment will be addressed.

**Required Signatures\***

|  |  |
|--|--|
| <b>Special Education Director Signature*:</b>  | <b>Date:</b>  |
| <b>Printed Name:</b> Raquel Palacio  |  |
| <b>Superintendent Signature*:</b>              | <b>Date:</b>  |
| <b>Printed Name:</b> Kiril Johnson   |  |

\*Original signatures should be kept on file at the school system.

To submit this the justification form via email electronically click [email](#) .

To save the justification form as a PDF click [save](#) .

**SCHOOL SYSTEM ALTERNATE ASSESSMENT PARTICIPATION JUSTIFICATION**

The Department provided 2018-2019 school year alternate assessment data to school systems for review. If your school system assessed more than 1.0 percent of students on the alternate assessment in the 2018-2019 school year, LDOE anticipates that your school system will assess more than 1.0 percent of students on the alternate assessment in the 2019-2020 school year. School systems that exceed the 1.0 percent threshold must complete a justification and request a participation review. ESSA requires the Department to make these justifications publicly available, provided that it does not reveal personally identifiable information about an individual student.

**School System:** Success Preparatory

Enter the percentage of students who participated in the alternate assessment during the 2018-2019 school year. This information was disseminated to your school system via FTP on or before July 19, 2019.

|                                  | Participation percentage for the 2018 – 2019 SY |
|----------------------------------|---|
| ELA: LEAP Connect Participation  | [REDACTED] %                                    |
| Math: LEAP Connect Participation | [REDACTED] %                                    |
| Science: LAA 1 Participation     | [REDACTED] %                                    |

1. Explain why the school system exceeded an alternate assessment participation rate of 1.0 percent for the 2018-2019 school year. **School systems must select NA (not applicable) or Applicable for each option below. Applicable must be chosen for at least one of the following and may be chosen for more than one of the following options:**

Applicable

- a. **If applicable, provide a brief description with supporting data** that identifies specific programs or circumstances within the school system that may contribute to higher enrollments of students identified with significant cognitive disabilities that would result in an alternate assessment participation rate in excess of 1.0 percent. (Example: The school system has schools, community and/or health facilities that draw large numbers of students with significant cognitive disabilities.):

Success Preparatory school location and services provided draw students with significant cognitive disabilities. Also, because of academic-behavior growth and parent-teacher collaboration in the low incidence classroom, parents of students feel comfortable referring families to school.

Applicable

- b. **If applicable, briefly describe** how a small overall student enrollment in the school system contributes to the likelihood that even a small number of students found eligible to participate in the alternate assessment would result in a participation rate in excess of 1.0 percent (Example: The total tested population is less than 300 and the total number of students participating in the alternate assessment is 3 or less.):

The total tested population is less than 300 (277) for ELA and Math and the total number of students participating in the alternate assessment is 6. For Science, total population less than 300 (283) and total number of students participating in the alternate assessment is 2.

NA

- c. **If applicable, briefly describe any other or additional justification of variables** that may contribute to the school system's alternate assessment participation rate in excess of 1.0 percent:



[REDACTED]



2. By submitting this form, the school system assures that it is taking these required actions:

- The school system verifies that all students participating in the alternate assessment meet Louisiana's participation criteria.
- The school system verifies that any disproportionality in the percentage of students in any subgroup taking the alternate assessment will be addressed.

**Required Signatures\***

|  |   |               |
|--|---|---------------|
| Special Education Director Signature*: |   | Date: 8/20/19 |
| Printed Name:                          | Genesis Parker  |               |
| Superintendent Signature*:             |  | Date: 8/20/19 |
| Printed Name:                          | Adam Meinig   |               |

\*Original signatures should be kept on file at the school system.

To submit this the justification form via email electronically click **email** .

To save the justification form as a PDF click **save** .

**SCHOOL SYSTEM ALTERNATE ASSESSMENT PARTICIPATION JUSTIFICATION**

The Department provided 2018-2019 school year alternate assessment data to school systems for review. If your school system assessed more than 1.0 percent of students on the alternate assessment in the 2018-2019 school year, LDOE anticipates that your school system will assess more than 1.0 percent of students on the alternate assessment in the 2019-2020 school year. School systems that exceed the 1.0 percent threshold must complete a justification and request a participation review. ESSA requires the Department to make these justifications publicly available, provided that it does not reveal personally identifiable information about an individual student.

**School System:** Success Preparatory

Enter the percentage of students who participated in the alternate assessment during the 2018-2019 school year. This information was disseminated to your school system via FTP on or before July 19, 2019.

|                                  | Participation percentage for the 2018 – 2019 SY |
|----------------------------------|---|
| ELA: LEAP Connect Participation  | [REDACTED] %                                    |
| Math: LEAP Connect Participation | [REDACTED] %                                    |
| Science: LAA 1 Participation     | [REDACTED] %                                    |

1. Explain why the school system exceeded an alternate assessment participation rate of 1.0 percent for the 2018-2019 school year. **School systems must select NA (not applicable) or Applicable for each option below. Applicable must be chosen for at least one of the following and may be chosen for more than one of the following options:**

Applicable

- a. **If applicable, provide a brief description with supporting data** that identifies specific programs or circumstances within the school system that may contribute to higher enrollments of students identified with significant cognitive disabilities that would result in an alternate assessment participation rate in excess of 1.0 percent. (Example: The school system has schools, community and/or health facilities that draw large numbers of students with significant cognitive disabilities.):

Success Preparatory school location and services provided draw students with significant cognitive disabilities. Also, because of academic-behavior growth and parent-teacher collaboration in the low incidence classroom, parents of students feel comfortable referring families to school.

Applicable

- b. **If applicable, briefly describe** how a small overall student enrollment in the school system contributes to the likelihood that even a small number of students found eligible to participate in the alternate assessment would result in a participation rate in excess of 1.0 percent (Example: The total tested population is less than 300 and the total number of students participating in the alternate assessment is 3 or less.):

The total tested population is less than 300 (277) for ELA and Math and the total number of students participating in the alternate assessment is 6. For Science, total population less than 300 (283) and total number of students participating in the alternate assessment is 2.

NA



- c. **If applicable, briefly describe any other or additional justification of variables** that may contribute to the school system's alternate assessment participation rate in excess of 1.0 percent:

[REDACTED]

2. By submitting this form, the school system assures that it is taking these required actions:

- The school system verifies that all students participating in the alternate assessment meet Louisiana's participation criteria.
- The school system verifies that any disproportionality in the percentage of students in any subgroup taking the alternate assessment will be addressed.

**Required Signatures\***

|  |   |               |
|--|---|---------------|
| Special Education Director Signature*: |   | Date: 8/20/19 |
| Printed Name:                          | Genesis Parker  |               |
| Superintendent Signature*:             |  | Date: 8/20/19 |
| Printed Name:                          | Adam Meinig   |               |

\*Original signatures should be kept on file at the school system.

To submit this the justification form via email electronically click **email** .

To save the justification form as a PDF click **save** .

**SCHOOL SYSTEM ALTERNATE ASSESSMENT PARTICIPATION JUSTIFICATION**

The Department provided 2018-2019 school year alternate assessment data to school systems for review. If your school system assessed more than 1.0 percent of students on the alternate assessment in the 2018-2019 school year, LDOE anticipates that your school system will assess more than 1.0 percent of students on the alternate assessment in the 2019-2020 school year. School systems that exceed the 1.0 percent threshold must complete a justification and request a participation review. ESSA requires the Department to make these justifications publicly available, provided that it does not reveal personally identifiable information about an individual student.

School System: **Akili Academy of New Orleans**

Enter the percentage of students who participated in the alternate assessment during the 2018-2019 school year. This information was disseminated to your school system via FTP on or before July 19, 2019.

|   | Participation percentage for the 2018 – 2019 SY |   |
|---|---|---|
| <b>ELA:</b> LEAP Connect Participation  |   | % |
| <b>Math:</b> LEAP Connect Participation |   | % |
| <b>Science:</b> LAA 1 Participation     |   | % |

1. Explain why the school system exceeded an alternate assessment participation rate of 1.0 percent for the 2018-2019 school year. **School systems must select NA (not applicable) or Applicable for each option below. Applicable must be chosen for at least one of the following and may be chosen for more than one of the following options:**

NA

- a. **If applicable, provide a brief description with supporting data** that identifies specific programs or circumstances within the school system that may contribute to higher enrollments of students identified with significant cognitive disabilities that would result in an alternate assessment participation rate in excess of 1.0 percent. (Example: The school system has schools, community and/or health facilities that draw large numbers of students with significant cognitive disabilities.):

Applicable

- b. **If applicable, briefly describe** how a small overall student enrollment in the school system contributes to the likelihood that even a small number of students found eligible to participate in the alternate assessment would result in a participation rate in excess of 1.0 percent (Example: The total tested population is less than 300 and the total number of students participating in the alternate assessment is 3 or less.):

There are less than 450 students in the total tested population of the school system.

Applicable



- c. **If applicable, briefly describe any other or additional justification of variables** that may contribute to the school system’s alternate assessment participation rate in excess of 1.0 percent:

The school system has a total special education population of 20%, which is significantly higher than the state average.

2. By submitting this form, the school system assures that it is taking these required actions:

- The school system verifies that all students participating in the alternate assessment meet Louisiana's participation criteria.
- The school system verifies that any disproportionality in the percentage of students in any subgroup taking the alternate assessment will be addressed.

**Required Signatures\***

|  |  |               |
|--|--|---------------|
| Special Education Director Signature*: |  | Date: 8-12-19 |
| Printed Name:                          | Diana Davis  |               |
| Superintendent Signature*:             |  | Date: 8/12/19 |
| Printed Name:                          | Kate Mchok   |               |

\*Original signatures should be kept on file at the school system.

To submit this the justification form via email electronically click **email** .




To save the justification form as a PDF click **save** .

**SCHOOL SYSTEM ALTERNATE ASSESSMENT PARTICIPATION JUSTIFICATION**

The Department provided 2018-2019 school year alternate assessment data to school systems for review. If your school system assessed more than 1.0 percent of students on the alternate assessment in the 2018-2019 school year, LDOE anticipates that your school system will assess more than 1.0 percent of students on the alternate assessment in the 2019-2020 school year. School systems that exceed the 1.0 percent threshold must complete a justification and request a participation review. ESSA requires the Department to make these justifications publicly available, provided that it does not reveal personally identifiable information about an individual student.

**School System:** Collegiate Academies- Abramson Sci Academy

Enter the percentage of students who participated in the alternate assessment during the 2018-2019 school year. This information was disseminated to your school system via FTP on or before July 19, 2019.

|   | Participation percentage for the 2018 – 2019 SY                                      |
|---|--|
| <b>ELA:</b> LEAP Connect Participation  |  % |
| <b>Math:</b> LEAP Connect Participation |  % |
| <b>Science:</b> LAA 1 Participation     |  % |

1. Explain why the school system exceeded an alternate assessment participation rate of 1.0 percent for the 2018-2019 school year. **School systems must select NA (not applicable) or Applicable for each option below. Applicable must be chosen for at least one of the following and may be chosen for more than one of the following options:**

Applicable

- a. **If applicable, provide a brief description with supporting data** that identifies specific programs or circumstances within the school system that may contribute to higher enrollments of students identified with significant cognitive disabilities that would result in an alternate assessment participation rate in excess of 1.0 percent. (Example: The school system has schools, community and/or health facilities that draw large numbers of students with significant cognitive disabilities.):  
Αβραμσον Σχι Αχαδεμψ σε ρωε σ α ποπυλατι ον οφ σχηολαρσ ωι τη α 16% σπεχι αλ εδυχατι ον ρατε. Το ενσυρε τηατ ωε αρε αππροπρι ατελψμεετι νγ Λεαστ Ρεστρι χτι ωε Ενωι ρονμεντ ανδ προμοτι νγ ι νχλυσι ον ι ν ουρ χλασσρ οομσ ΑΣΑ ηασ τωο σπεχι αλι ζεδ προγραμσ το μεετ τηε νεεδσ οφ ουρ σχ

Applicable

- b. **If applicable, briefly describe** how a small overall student enrollment in the school system contributes to the likelihood that even a small number of students found eligible to participate in the alternate assessment would result in a participation rate in excess of 1.0 percent (Example: The total tested population is less than 300 and the total number of students participating in the alternate assessment is 3 or less.):  
Ασ αν ι νδε πενδεντ χηαρτερ σχηοολ, ΑΣΑ ι σ α σι νγλε σχηοολ ΛΕΑ ωι τη λοωνυμβε ρσ οφ τεστε ρσ οωε ραλλ ρε λατι ωε το λαργερ δι στρι χι τσ. Ωε ον λψηαδ 140 τεστε ρσ ον ΕΛΑ ασσε σμεντσ ανδ 136 τεστε ρσ ον Ματη Α σσε σμεντσ, σο τηε 10 στυδεντσ τακι νγ ΛΕΑΠΧοννε χτ χοντρι βυτε σ το α

NA

- c. **If applicable, briefly describe any other or additional justification of variables** that may contribute to the school system’s alternate assessment participation rate in excess of 1.0 percent:

2. By submitting this form, the school system assures that it is taking these required actions:

- The school system verifies that all students participating in the alternate assessment meet Louisiana’s participation criteria.
- The school system verifies that any disproportionality in the percentage of students in any subgroup taking the alternate assessment will be addressed.

**Required Signatures\***

|   |   |
|---|---|
| <b>Special Education Director Signature*:</b> |  |
| <b>Date:</b> 8/7/19                           |   |
| <b>Printed Name:</b> Tara A Schanks           |   |
| <b>Superintendent Signature*:</b>             |  |
| <b>Date:</b> 8/14/19                          |   |
| <b>Printed Name:</b> Benjamin Marcovitz       |   |

\*Original signatures should be kept on file at the school system.

To submit this the justification form via email electronically click [email](#) .




To save the justification form as a PDF click [save](#) .

**SCHOOL SYSTEM ALTERNATE ASSESSMENT PARTICIPATION JUSTIFICATION**

The Department provided 2018-2019 school year alternate assessment data to school systems for review. If your school system assessed more than 1.0 percent of students on the alternate assessment in the 2018-2019 school year, LDOE anticipates that your school system will assess more than 1.0 percent of students on the alternate assessment in the 2019-2020 school year. School systems that exceed the 1.0 percent threshold must complete a justification and request a participation review. ESSA requires the Department to make these justifications publicly available, provided that it does not reveal personally identifiable information about an individual student.

**School System:** George Washington Carver High School

Enter the percentage of students who participated in the alternate assessment during the 2018-2019 school year. This information was disseminated to your school system via FTP on or before July 19, 2019.

|   | Participation percentage for the 2018 – 2019 SY                                      |
|---|--|
| <b>ELA:</b> LEAP Connect Participation  |  % |
| <b>Math:</b> LEAP Connect Participation |  % |
| <b>Science:</b> LAA 1 Participation     |  % |

1. Explain why the school system exceeded an alternate assessment participation rate of 1.0 percent for the 2018-2019 school year. **School systems must select NA (not applicable) or Applicable for each option below. Applicable must be chosen for at least one of the following and may be chosen for more than one of the following options:**

Applicable

- a. **If applicable, provide a brief description with supporting data** that identifies specific programs or circumstances within the school system that may contribute to higher enrollments of students identified with significant cognitive disabilities that would result in an alternate assessment participation rate in excess of 1.0 percent. (Example: The school system has schools, community and/or health facilities that draw large numbers of students with significant cognitive disabilities.):

In the 18-19 school year, George Washington Carver High School was home to a specialized program called Opportunities Academy which provides transitional services for students with mild to severe exceptionalities ages 18-22. There were +/- 45 students in this program during the year. Some of these students are still in pursuit of their Alternate

Applicable

- b. **If applicable, briefly describe** how a small overall student enrollment in the school system contributes to the likelihood that even a small number of students found eligible to participate in the alternate assessment would result in a participation rate in excess of 1.0 percent (Example: The total tested population is less than 300 and the total number of students participating in the alternate assessment is 3 or less.):

Because we are a single school LEA, the total tested population at George Washington Carver High School is less than 200. Where 15 students participated in the exam, due to small overall sample size, the proportion is higher.

NA


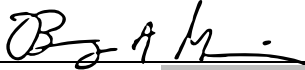
- c. **If applicable, briefly describe any other or additional justification of variables** that may contribute to the school system’s alternate assessment participation rate in excess of 1.0 percent:



2. By submitting this form, the school system assures that it is taking these required actions:

- The school system verifies that all students participating in the alternate assessment meet Louisiana’s participation criteria.
- The school system verifies that any disproportionality in the percentage of students in any subgroup taking the alternate assessment will be addressed.

**Required Signatures\***

|  |                        |
|--|------------------------|
| <b>Special Education Director Signature*:</b>  | <b>Date:</b> 8/14/2019 |
| <b>Printed Name:</b> Angel Augustine   |                        |
| <b>Superintendent Signature*:</b><br>           | <b>Date:</b> 8/14/19   |
| <b>Printed Name:</b> Benjamin Marcovitz  |                        |

\*Original signatures should be kept on file at the school system.

To submit this the justification form via email electronically click [email](#) .




To save the justification form as a PDF click [save](#) .

**SCHOOL SYSTEM ALTERNATE ASSESSMENT PARTICIPATION JUSTIFICATION**

The Department provided 2018-2019 school year alternate assessment data to school systems for review. If your school system assessed more than 1.0 percent of students on the alternate assessment in the 2018-2019 school year, LDOE anticipates that your school system will assess more than 1.0 percent of students on the alternate assessment in the 2019-2020 school year. School systems that exceed the 1.0 percent threshold must complete a justification and request a participation review. ESSA requires the Department to make these justifications publicly available, provided that it does not reveal personally identifiable information about an individual student.

**School System:**

Enter the percentage of students who participated in the alternate assessment during the 2018-2019 school year. This information was disseminated to your school system via FTP on or before July 19, 2019.

|   | Participation percentage<br>for the 2018 – 2019 SY                                  |
|---|---|
| <b>ELA:</b> LEAP Connect Participation  |  % |
| <b>Math:</b> LEAP Connect Participation |  % |
| <b>Science:</b> LAA 1 Participation     |  % |

1. Explain why the school system exceeded an alternate assessment participation rate of 1.0 percent for the 2018-2019 school year. **School systems must select NA (not applicable) or Applicable for each option below. Applicable must be chosen for at least one of the following and may be chosen for more than one of the following options:**

Applicable

- a. **If applicable, provide a brief description with supporting data** that identifies specific programs or circumstances within the school system that may contribute to higher enrollments of students identified with significant cognitive disabilities that would result in an alternate assessment participation rate in excess of 1.0 percent. (Example: The school system has schools, community and/or health facilities that draw large numbers of students with significant cognitive disabilities.):

Livingston Collegiate is an open enrollment school committed to serving all students. At LCA, we have created specialized programs for students with significant cognitive disabilities that require more specialized support and significantly modified curriculum aligned to LEAP connectors that incorporates the transition and life skills students need for post secondary success. These programs currently serve 23% of students with IEPs at LCA and are sought after by families who are looking for more specialized programming for their students.

Applicable

- b. **If applicable, briefly describe** how a small overall student enrollment in the school system contributes to the likelihood that even a small number of students found eligible to participate in the alternate assessment would result in a participation rate in excess of 1.0 percent (Example: The total tested population is less than 300 and the total number of students participating in the alternate assessment is 3 or less.):

During the 2018- 2019 school year, LCA was currently founding and therefore had a limited number of students enrolled. The total number of students assessed was 171 in ELA and 139 in math and the total number of students taking the LEAP connect assessment was 4 for both ELA and Math. This limited number of total tested students contributed to the disproportionality.

Applicable

- c. **If applicable, briefly describe any other or additional justification of variables** that may contribute to the school system’s alternate assessment participation rate in excess of 1.0 percent:


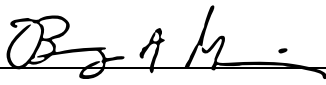
LCA has built a reputation in the community of serving all students. This attracted a higher than average percentage of students with academic plans. Last year, 20.5% of all students who attended LCA qualified for special education and 23% of students in special education qualified for special programs.

2. By submitting this form, the school system assures that it is taking these required actions:

The school system verifies that all students participating in the alternate assessment meet Louisiana's participation criteria.

The school system verifies that any disproportionality in the percentage of students in any subgroup taking the alternate assessment will be addressed.

**Required Signatures\***

|   |  |   |                        |
|---|--|---|------------------------|
| <b>Special Education Director Signature*:</b> |  |  | <b>Date:</b> 8/13/2019 |
| <b>Printed Name:</b> Francesca Antonucci      |  |   |                        |
| <b>Superintendent Signature*:</b>             |  |  | <b>Date:</b>           |
| <b>Printed Name:</b> Benjamin Marcovitz       |  |   |                        |

\*Original signatures should be kept on file at the school system.

To submit this the justification form via email electronically click

To save the justification form as a PDF click

**SCHOOL SYSTEM ALTERNATE ASSESSMENT PARTICIPATION JUSTIFICATION**

The Department provided 2018-2019 school year alternate assessment data to school systems for review. If your school system assessed more than 1.0 percent of students on the alternate assessment in the 2018-2019 school year, LDOE anticipates that your school system will assess more than 1.0 percent of students on the alternate assessment in the 2019-2020 school year. School systems that exceed the 1.0 percent threshold must complete a justification and request a participation review. ESSA requires the Department to make these justifications publicly available, provided that it does not reveal personally identifiable information about an individual student.

**School System:** Walter L. Cohen College Prep

Enter the percentage of students who participated in the alternate assessment during the 2018-2019 school year. This information was disseminated to your school system via FTP on or before July 19, 2019.

|                                  | Participation percentage for the 2018 – 2019 SY |   |
|----------------------------------|---|---|
| ELA: LEAP Connect Participation  | [REDACTED]                                      | % |
| Math: LEAP Connect Participation | [REDACTED]                                      | % |
| Science: LAA 1 Participation     | [REDACTED]                                      | % |

1. Explain why the school system exceeded an alternate assessment participation rate of 1.0 percent for the 2018-2019 school year. **School systems must select NA (not applicable) or Applicable for each option below. Applicable must be chosen for at least one of the following and may be chosen for more than one of the following options:**

- Applicable a. **If applicable, provide a brief description with supporting data** that identifies specific programs or circumstances within the school system that may contribute to higher enrollments of students identified with significant cognitive disabilities that would result in an alternate assessment participation rate in excess of 1.0 percent. (Example: The school system has schools, community and/or health facilities that draw large numbers of students with significant cognitive disabilities.):

Walter L. Cohen College Prep is home of the Academy of Career and Community Education, a program aimed at instructing students with moderate to severe disabilities. The focus is to provide educational opportunity that will lead to rigorous post secondary opportunities. During the 2018-19 school year, this program comprised roughly 6% of the population of the school.

- Applicable b. **If applicable, briefly describe** how a small overall student enrollment in the school system contributes to the likelihood that even a small number of students found eligible to participate in the alternate assessment would result in a participation rate in excess of 1.0 percent (Example: The total tested population is less than 300 and the total number of students participating in the alternate assessment is 3 or less.):

Walter L. Cohen College Prep had a total population of less than 350 during the 2018-19 school year. Well under 300 were tested. There were 31 students who were assessed in ELA (5 on LEAP connect), 47 students assessed on Math (5 on LEAP connect), 8 students assessed in Science (5 on LEAP connect).



- Applicable c. **If applicable, briefly describe any other or additional justification of variables** that may contribute to the school system’s alternate assessment participation rate in excess of 1.0 percent:

During the 2018-19 school year Walter L. Cohen College Prep did not offer Biology, so all of the students who took a Science test was either a retester or student in the ACCE program who took the LEAP Connect.

2. By submitting this form, the school system assures that it is taking these required actions:

- ✓ The school system verifies that all students participating in the alternate assessment meet Louisiana's participation criteria.
- ✓ The school system verifies that any disproportionality in the percentage of students in any subgroup taking the alternate assessment will be addressed.

**Required Signatures\***

|   |               |
|---|---------------|
| Special Education Director Signature*:<br> | Date: 8/14/19 |
| Printed Name: Michael Vance   |               |
| Superintendent Signature*:<br>             | Date: 8/14/19 |
| Printed Name: Joel Castro   |               |

\*Original signatures should be kept on file at the school system.

To submit this the justification form via email electronically click **email** .




To save the justification form as a PDF click **save** .

**SCHOOL SYSTEM ALTERNATE ASSESSMENT PARTICIPATION JUSTIFICATION**

The Department provided 2018-2019 school year alternate assessment data to school systems for review. If your school system assessed more than 1.0 percent of students on the alternate assessment in the 2018-2019 school year, LDOE anticipates that your school system will assess more than 1.0 percent of students on the alternate assessment in the 2019-2020 school year. School systems that exceed the 1.0 percent threshold must complete a justification and request a participation review. ESSA requires the Department to make these justifications publicly available, provided that it does not reveal personally identifiable information about an individual student.

**School System:** AC/Martin Behrman

Enter the percentage of students who participated in the alternate assessment during the 2018-2019 school year. This information was disseminated to your school system via FTP on or before July 19, 2019.

|   | Participation percentage for the 2018 – 2019 SY                                      |
|---|--|
| <b>ELA:</b> LEAP Connect Participation  |  % |
| <b>Math:</b> LEAP Connect Participation |  % |
| <b>Science:</b> LAA 1 Participation     |  % |

1. Explain why the school system exceeded an alternate assessment participation rate of 1.0 percent for the 2018-2019 school year. **School systems must select NA (not applicable) or Applicable for each option below. Applicable must be chosen for at least one of the following and may be chosen for more than one of the following options:**

Applicable

- a. **If applicable, provide a brief description with supporting data** that identifies specific programs or circumstances within the school system that may contribute to higher enrollments of students identified with significant cognitive disabilities that would result in an alternate assessment participation rate in excess of 1.0 percent. (Example: The school system has schools, community and/or health facilities that draw large numbers of students with significant cognitive disabilities.):

The school draws and retains large numbers of students with significant disabilities.

NA

- b. **If applicable, briefly describe** how a small overall student enrollment in the school system contributes to the likelihood that even a small number of students found eligible to participate in the alternate assessment would result in a participation rate in excess of 1.0 percent (Example: The total tested population is less than 300 and the total number of students participating in the alternate assessment is 3 or less.):

NA

- c. **If applicable, briefly describe any other or additional justification of variables** that may contribute to the school system’s alternate assessment participation rate in excess of 1.0 percent:

2. By submitting this form, the school system assures that it is taking these required actions:

- The school system verifies that all students participating in the alternate assessment meet Louisiana’s participation criteria.
- The school system verifies that any disproportionality in the percentage of students in any subgroup taking the alternate assessment will be addressed.

**Required Signatures\***

|   |               |              |         |
|---|---------------|--------------|---------|
| <b>Special Education Director Signature*:</b> |               | <b>Date:</b> | 8/14/19 |
| <b>Printed Name:</b>                          |               |              |         |
| <b>Superintendent Signature*:</b>             |               | <b>Date:</b> | 8/14/19 |
| <b>Printed Name:</b>                          | Tale' Lockett |              |         |

\*Original signatures should be kept on file at the school system.

To submit this the justification form via email electronically click [email](#) .




To save the justification form as a PDF click [save](#) .

**SCHOOL SYSTEM ALTERNATE ASSESSMENT PARTICIPATION JUSTIFICATION**

The Department provided 2018-2019 school year alternate assessment data to school systems for review. If your school system assessed more than 1.0 percent of students on the alternate assessment in the 2018-2019 school year, LDOE anticipates that your school system will assess more than 1.0 percent of students on the alternate assessment in the 2019-2020 school year. School systems that exceed the 1.0 percent threshold must complete a justification and request a participation review. ESSA requires the Department to make these justifications publicly available, provided that it does not reveal personally identifiable information about an individual student.

**School System:** AC/OPWalker

Enter the percentage of students who participated in the alternate assessment during the 2018-2019 school year. This information was disseminated to your school system via FTP on or before July 19, 2019.

|   | Participation percentage for the 2018 – 2019 SY                                      |
|---|--|
| <b>ELA:</b> LEAP Connect Participation  |  % |
| <b>Math:</b> LEAP Connect Participation |  % |
| <b>Science:</b> LAA 1 Participation     |  % |

1. Explain why the school system exceeded an alternate assessment participation rate of 1.0 percent for the 2018-2019 school year. **School systems must select NA (not applicable) or Applicable for each option below. Applicable must be chosen for at least one of the following and may be chosen for more than one of the following options:**

Applicable

- a. **If applicable, provide a brief description with supporting data** that identifies specific programs or circumstances within the school system that may contribute to higher enrollments of students identified with significant cognitive disabilities that would result in an alternate assessment participation rate in excess of 1.0 percent. (Example: The school system has schools, community and/or health facilities that draw large numbers of students with significant cognitive disabilities.):

The school draws and retains large numbers of students with significant disabilities.

NA

- b. **If applicable, briefly describe** how a small overall student enrollment in the school system contributes to the likelihood that even a small number of students found eligible to participate in the alternate assessment would result in a participation rate in excess of 1.0 percent (Example: The total tested population is less than 300 and the total number of students participating in the alternate assessment is 3 or less.):

NA

- c. **If applicable, briefly describe any other or additional justification of variables** that may contribute to the school system’s alternate assessment participation rate in excess of 1.0 percent:



2. By submitting this form, the school system assures that it is taking these required actions:

- The school system verifies that all students participating in the alternate assessment meet Louisiana’s participation criteria.
- The school system verifies that any disproportionality in the percentage of students in any subgroup taking the alternate assessment will be addressed.

**Required Signatures\***

|   |               |              |         |
|---|---------------|--------------|---------|
| <b>Special Education Director Signature*:</b> |               | <b>Date:</b> | 8/14/19 |
| <b>Printed Name:</b>                          |               |              |         |
| <b>Superintendent Signature*:</b>             |               | <b>Date:</b> | 8/14/19 |
| <b>Printed Name:</b>                          | Tale' Lockett |              |         |

\*Original signatures should be kept on file at the school system.

To submit this the justification form via email electronically click [email](#) .

To save the justification form as a PDF click [save](#) .



**ALTERNATE ASSESSMENT PARTICIPATION REVIEW PROCESS**

**SCHOOL SYSTEM ALTERNATE ASSESSMENT PARTICIPATION JUSTIFICATION**

The Department provided 2018-2019 school year alternate assessment data to school systems for review. If your school system assessed more than 1.0 percent of students on the alternate assessment in the 2018-2019 school year, LDOE anticipates that your school system will assess more than 1.0 percent of students on the alternate assessment in the 2019-2020 school year. School systems that exceed the 1.0 percent threshold must complete a justification and request a participation review. ESSA requires the Department to make these justifications publicly available, provided that it does not reveal personally identifiable information about an individual student.

**School System:** KIPP Believe

Enter the percentage of students who participated in the alternate assessment during the 2018-2019 school year. This information was disseminated to your school system via FTP on or before July 19, 2019.

|                                  | Participation percentage for the 2018 – 2019 SY |   |
|----------------------------------|---|---|
| ELA: LEAP Connect Participation  |   | % |
| Math: LEAP Connect Participation |   | % |
| Science: LAA 1 Participation     |   | % |

1. Explain why the school system exceeded an alternate assessment participation rate of 1.0 percent for the 2018-2019 school year. **School systems must select NA (not applicable) or Applicable for each option below. Applicable must be chosen for at least one of the following and may be chosen for more than one of the following options:**

Applicable

- a. **If applicable, provide a brief description with supporting data that identifies specific programs or circumstances within the school system that may contribute to higher enrollments of students identified with significant cognitive disabilities that would result in an alternate assessment participation rate in excess of 1.0 percent. (Example: The school system has schools, community and/or health facilities that draw large numbers of students with significant cognitive disabilities.):**

The campus contains a specialized program called the Academic and Functional Skills (AFS) program which accepts students with significant cognitive disabilities from citywide. This has increased the number of students qualifying for the LEAP Connect on the basis of their needs.

Applicable

- b. **If applicable, briefly describe how a small overall student enrollment in the school system contributes to the likelihood that even a small number of students found eligible to participate in the alternate assessment would result in a participation rate in excess of 1.0 percent (Example: The total tested population is less than 300 and the total number of students participating in the alternate assessment is 3 or less.):**

As a small LEA, any single student participating in LEAP Connect significantly impacts the overall rate of participation due to the sample size.

NA

- c. **If applicable, briefly describe any other or additional justification of variables that may contribute to the school system’s alternate assessment participation rate in excess of 1.0 percent:**





**ALTERNATE ASSESSMENT  
PARTICIPATION REVIEW PROCESS**

2. By submitting this form, the school system assures that it is taking these required actions:

- The school system verifies that all students participating in the alternate assessment meet Louisiana's participation criteria.
- The school system verifies that any disproportionality in the percentage of students in any subgroup taking the alternate assessment will be addressed.

**Required Signatures\***

|  |                      |
|--|----------------------|
| <b>Special Education Director Signature*:</b>  | <b>Date:</b> 8/20/19 |
| <b>Printed Name:</b> James O'Donnell   |                      |
| <b>Superintendent Signature*:</b>              | <b>Date:</b> 8/20/19 |
| <b>Printed Name:</b> Rhonda Kalifey-Aluise   |                      |

\*Original signatures should be kept on file at the school system.

To submit this the justification form via email electronically click **email** .

To save the justification form as a PDF click **save** .



**ALTERNATE ASSESSMENT PARTICIPATION REVIEW PROCESS**

**SCHOOL SYSTEM ALTERNATE ASSESSMENT PARTICIPATION JUSTIFICATION**

The Department provided 2018-2019 school year alternate assessment data to school systems for review. If your school system assessed more than 1.0 percent of students on the alternate assessment in the 2018-2019 school year, LDOE anticipates that your school system will assess more than 1.0 percent of students on the alternate assessment in the 2019-2020 school year. School systems that exceed the 1.0 percent threshold must complete a justification and request a participation review. ESSA requires the Department to make these justifications publicly available, provided that it does not reveal personally identifiable information about an individual student.

**School System:** KIPP Central City

Enter the percentage of students who participated in the alternate assessment during the 2018-2019 school year. This information was disseminated to your school system via FTP on or before July 19, 2019.

|                                  | Participation percentage for the 2018 – 2019 SY |
|----------------------------------|---|
| ELA: LEAP Connect Participation  | [REDACTED] %                                    |
| Math: LEAP Connect Participation | [REDACTED] %                                    |
| Science: LAA 1 Participation     | [REDACTED] %                                    |

1. Explain why the school system exceeded an alternate assessment participation rate of 1.0 percent for the 2018-2019 school year. School systems must select **NA (not applicable)** or **Applicable** for each option below. **Applicable must be chosen for at least one of the following and may be chosen for more than one of the following options:**

Applicable

- a. **If applicable, provide a brief description with supporting data** that identifies specific programs or circumstances within the school system that may contribute to higher enrollments of students identified with significant cognitive disabilities that would result in an alternate assessment participation rate in excess of 1.0 percent. (Example: The school system has schools, community and/or health facilities that draw large numbers of students with significant cognitive disabilities.):

The campus contains a specialized program called the Academic and Functional Skills (AFS) program which accepts students with significant cognitive disabilities from citywide. This has increased the number of students qualifying for the LEAP Connect on the basis of their needs.

Applicable

- b. **If applicable, briefly describe** how a small overall student enrollment in the school system contributes to the likelihood that even a small number of students found eligible to participate in the alternate assessment would result in a participation rate in excess of 1.0 percent (Example: The total tested population is less than 300 and the total number of students participating in the alternate assessment is 3 or less.):

As a small LEA, any single student participating in LEAP Connect significantly impacts the overall rate of participation due to the sample size.

INA

- c. **If applicable, briefly describe any other or additional justification of variables** that may contribute to the school system’s alternate assessment participation rate in excess of 1.0 percent:





## ALTERNATE ASSESSMENT PARTICIPATION REVIEW PROCESS

2. By submitting this form, the school system assures that it is taking these required actions:

- The school system verifies that all students participating in the alternate assessment meet Louisiana's participation criteria.
- The school system verifies that any disproportionality in the percentage of students in any subgroup taking the alternate assessment will be addressed.

### Required Signatures\*

|   |               |
|---|---------------|
| Special Education Director Signature*:<br>  | Date: 8/20/19 |
| Printed Name: James O'Donnell   |               |
| Superintendent Signature*:<br><small>DocuSigned by:</small><br><br><small>CD285E8CAA3460...</small> | Date: 8/20/19 |
| Printed Name: Rhonda Kalifey-Aluise   |               |

\*Original signatures should be kept on file at the school system.

To submit this the justification form via email electronically click **email** .

To save the justification form as a PDF click **save** .



**ALTERNATE ASSESSMENT PARTICIPATION REVIEW PROCESS**

**SCHOOL SYSTEM ALTERNATE ASSESSMENT PARTICIPATION JUSTIFICATION**

The Department provided 2018-2019 school year alternate assessment data to school systems for review. If your school system assessed more than 1.0 percent of students on the alternate assessment in the 2018-2019 school year, LDOE anticipates that your school system will assess more than 1.0 percent of students on the alternate assessment in the 2019-2020 school year. School systems that exceed the 1.0 percent threshold must complete a justification and request a participation review. ESSA requires the Department to make these justifications publicly available, provided that it does not reveal personally identifiable information about an individual student.

School System: **KIPP Renaissance**

Enter the percentage of students who participated in the alternate assessment during the 2018-2019 school year. This information was disseminated to your school system via FTP on or before July 19, 2019.

|                                  | Participation percentage for the 2018 – 2019 SY |
|----------------------------------|---|
| ELA: LEAP Connect Participation  | [REDACTED] %                                    |
| Math: LEAP Connect Participation | [REDACTED] %                                    |
| Science: LAA 1 Participation     | [REDACTED] %                                    |

1. Explain why the school system exceeded an alternate assessment participation rate of 1.0 percent for the 2018-2019 school year. **School systems must select NA (not applicable) or Applicable for each option below. Applicable must be chosen for at least one of the following and may be chosen for more than one of the following options:**

Applicable

a. **If applicable, provide a brief description with supporting data that identifies specific programs or circumstances within the school system that may contribute to higher enrollments of students identified with significant cognitive disabilities that would result in an alternate assessment participation rate in excess of 1.0 percent. (Example: The school system has schools, community and/or health facilities that draw large numbers of students with significant cognitive disabilities.):**

The campus contains a specialized program called the Academic and Functional Skills (AFS) program which accepts students with significant cognitive disabilities from citywide. This has increased the number of students qualifying for the LEAP Connect on the basis of their needs.

Applicable

b. **If applicable, briefly describe how a small overall student enrollment in the school system contributes to the likelihood that even a small number of students found eligible to participate in the alternate assessment would result in a participation rate in excess of 1.0 percent (Example: The total tested population is less than 300 and the total number of students participating in the alternate assessment is 3 or less.):**

As a small LEA, any single student participating in LEAP Connect significantly impacts the overall rate of participation due to the sample size.

NA

c. **If applicable, briefly describe any other or additional justification of variables that may contribute to the school system’s alternate assessment participation rate in excess of 1.0 percent:**



ALTERNATE ASSESSMENT PARTICIPATION REVIEW PROCESS

2. By submitting this form, the school system assures that it is taking these required actions:

- The school system verifies that all students participating in the alternate assessment meet Louisiana’s participation criteria.
- The school system verifies that any disproportionality in the percentage of students in any subgroup taking the alternate assessment will be addressed.

Required Signatures\*

|  |  |               |
|--|--|---------------|
| Special Education Director Signature*: |  | Date: 8/20/19 |
| Printed Name: James O'Donnell          |  |               |
| Superintendent Signature*:             |  | Date: 8/20/19 |
| Printed Name: Rhonda Kalifey-Aluise    |  |               |

\*Original signatures should be kept on file at the school system.

To submit this the justification form via email electronically click **email** .

To save the justification form as a PDF click **save** .



**ALTERNATE ASSESSMENT PARTICIPATION REVIEW PROCESS**

**SCHOOL SYSTEM ALTERNATE ASSESSMENT PARTICIPATION JUSTIFICATION**

The Department provided 2018-2019 school year alternate assessment data to school systems for review. If your school system assessed more than 1.0 percent of students on the alternate assessment in the 2018-2019 school year, LDOE anticipates that your school system will assess more than 1.0 percent of students on the alternate assessment in the 2019-2020 school year. School systems that exceed the 1.0 percent threshold must complete a justification and request a participation review. ESSA requires the Department to make these justifications publicly available, provided that it does not reveal personally identifiable information about an individual student.

**School System:** KIPP Leadership

Enter the percentage of students who participated in the alternate assessment during the 2018-2019 school year. This information was disseminated to your school system via FTP on or before July 19, 2019.

|                                  | Participation percentage for the 2018 – 2019 SY |   |
|----------------------------------|---|---|
| ELA: LEAP Connect Participation  |   | % |
| Math: LEAP Connect Participation |   | % |
| Science: LAA 1 Participation     |   | % |

1. Explain why the school system exceeded an alternate assessment participation rate of 1.0 percent for the 2018-2019 school year. **School systems must select NA (not applicable) or Applicable for each option below. Applicable must be chosen for at least one of the following and may be chosen for more than one of the following options:**

Applicable

- a. **If applicable, provide a brief description with supporting data** that identifies specific programs or circumstances within the school system that may contribute to higher enrollments of students identified with significant cognitive disabilities that would result in an alternate assessment participation rate in excess of 1.0 percent. (Example: The school system has schools, community and/or health facilities that draw large numbers of students with significant cognitive disabilities.):

The campus contains a specialized program called the Academic and Functional Skills (AFS) program which accepts students with significant cognitive disabilities from citywide. This has increased the number of students qualifying for the LEAP Connect on the basis of their needs.

Applicable

- b. **If applicable, briefly describe** how a small overall student enrollment in the school system contributes to the likelihood that even a small number of students found eligible to participate in the alternate assessment would result in a participation rate in excess of 1.0 percent (Example: The total tested population is less than 300 and the total number of students participating in the alternate assessment is 3 or less.):

As a small LEA, any single student participating in LEAP Connect significantly impacts the overall rate of participation due to the sample size.

NA

- c. **If applicable, briefly describe any other or additional justification of variables** that may contribute to the school system's alternate assessment participation rate in excess of 1.0 percent:







**ALTERNATE ASSESSMENT  
PARTICIPATION REVIEW PROCESS**

2. By submitting this form, the school system assures that it is taking these required actions:

- The school system verifies that all students participating in the alternate assessment meet Louisiana's participation criteria.
- The school system verifies that any disproportionality in the percentage of students in any subgroup taking the alternate assessment will be addressed.

**Required Signatures\***

|   |                      |
|---|----------------------|
| <b>Special Education Director Signature*:</b>  | <b>Date:</b> 8/20/19 |
| <b>Printed Name:</b> James O'Donnell  |                      |
| <b>Superintendent Signature*:</b>            | <b>Date:</b> 8/20/19 |
| <b>Printed Name:</b> Rhonda Kalifey-Aluise  |                      |

\*Original signatures should be kept on file at the school system.

To submit this the justification form via email electronically click **email** .

To save the justification form as a PDF click **save** .



## ALTERNATE ASSESSMENT PARTICIPATION REVIEW PROCESS

### SCHOOL SYSTEM ALTERNATE ASSESSMENT PARTICIPATION JUSTIFICATION

The Department provided 2018-2019 school year alternate assessment data to school systems for review. If your school system assessed more than 1.0 percent of students on the alternate assessment in the 2018-2019 school year, LDOE anticipates that your school system will assess more than 1.0 percent of students on the alternate assessment in the 2019-2020 school year. School systems that exceed the 1.0 percent threshold must complete a justification and request a participation review. ESSA requires the Department to make these justifications publicly available, provided that it does not reveal personally identifiable information about an individual student.

**School System:** KIPP Booker T. Washington

Enter the percentage of students who participated in the alternate assessment during the 2018-2019 school year. This information was disseminated to your school system via FTP on or before July 19, 2019.

|                                  | Participation percentage<br>for the 2018 – 2019 SY |
|----------------------------------|--|
| ELA: LEAP Connect Participation  | █ %  |
| Math: LEAP Connect Participation | █ %  |
| Science: LAA 1 Participation     | █ %  |

1. Explain why the school system exceeded an alternate assessment participation rate of 1.0 percent for the 2018-2019 school year. **School systems must select NA (not applicable) or Applicable for each option below. Applicable must be chosen for at least one of the following and may be chosen for more than one of the following options:**

Applicable

- a. **If applicable, provide a brief description with supporting data that identifies specific programs or circumstances within the school system that may contribute to higher enrollments of students identified with significant cognitive disabilities that would result in an alternate assessment participation rate in excess of 1.0 percent. (Example: The school system has schools, community and/or health facilities that draw large numbers of students with significant cognitive disabilities.):**

The campus contains a specialized program called the Academic and Functional Skills (AFS) program which accepts students with significant cognitive disabilities from citywide. This has increased the number of students qualifying for the LEAP Connect on the basis of their needs.

Applicable

- b. **If applicable, briefly describe how a small overall student enrollment in the school system contributes to the likelihood that even a small number of students found eligible to participate in the alternate assessment would result in a participation rate in excess of 1.0 percent (Example: The total tested population is less than 300 and the total number of students participating in the alternate assessment is 3 or less.):**

As a small LEA, any single student participating in LEAP Connect significantly impacts the overall rate of participation due to the sample size.

NA

- c. **If applicable, briefly describe any other or additional justification of variables that may contribute to the school system's alternate assessment participation rate in excess of 1.0 percent:**



## ALTERNATE ASSESSMENT PARTICIPATION REVIEW PROCESS

2. By submitting this form, the school system assures that it is taking these required actions:

- The school system verifies that all students participating in the alternate assessment meet Louisiana's participation criteria.
- The school system verifies that any disproportionality in the percentage of students in any subgroup taking the alternate assessment will be addressed.

### Required Signatures\*

|  |   |               |
|--|---|---------------|
| Special Education Director Signature*: |   | Date: 8/20/19 |
| Printed Name:                          | James O'Donnell                         |               |
| Superintendent Signature*:             | DocuSigned by:<br><br>CD285E6CAA3460... | Date: 8/20/19 |
| Printed Name:                          | Rhonda Kalifey-Aluise                   |               |

\*Original signatures should be kept on file at the school system.

To submit this the justification form via email electronically click **email** .

To save the justification form as a PDF click **save** .

**SCHOOL SYSTEM ALTERNATE ASSESSMENT PARTICIPATION JUSTIFICATION**

The Department provided 2018-2019 school year alternate assessment data to school systems for review. If your school system assessed more than 1.0 percent of students on the alternate assessment in the 2018-2019 school year, LDOE anticipates that your school system will assess more than 1.0 percent of students on the alternate assessment in the 2019-2020 school year. School systems that exceed the 1.0 percent threshold must complete a justification and request a participation review. ESSA requires the Department to make these justifications publicly available, provided that it does not reveal personally identifiable information about an individual student.

School System: **Samuel J. Green Charter School - 399001**

Enter the percentage of students who participated in the alternate assessment during the 2018-2019 school year. This information was disseminated to your school system via FTP on or before July 19, 2019.

|   | Participation percentage for the 2018 – 2019 SY |   |
|---|---|---|
| <b>ELA: LEAP Connect Participation</b>  |   | % |
| <b>Math: LEAP Connect Participation</b> |   | % |
| <b>Science: LAA 1 Participation</b>     |   | % |

1. Explain why the school system exceeded an alternate assessment participation rate of 1.0 percent for the 2018-2019 school year. **School systems must select NA (not applicable) or Applicable for each option below. Applicable must be chosen for at least one of the following and may be chosen for more than one of the following options:**

- a. **If applicable, provide a brief description with supporting data that identifies specific programs or circumstances within the school system that may contribute to higher enrollments of students identified with significant cognitive disabilities that would result in an alternate assessment participation rate in excess of 1.0 percent.** (Example: The school system has schools, community and/or health facilities that draw large numbers of students with significant cognitive disabilities.):

*We are an open enrollment, free, and public charter school network that attracts higher rates of students with exceptionalities due to the continuum of services and least restrictive environments we offer students. In 2018-2019, Green had a 17.3% enrollment rate of students with disabilities.*

- b. **If applicable, briefly describe how a small overall student enrollment in the school system contributes to the likelihood that even a small number of students found eligible to participate in the alternate assessment would result in a participation rate in excess of 1.0 percent** (Example: The total tested population is less than 300 and the total number of students participating in the alternate assessment is 3 or less.):



- c. **If applicable, briefly describe any other or additional justification of variables that may contribute to the school system's alternate assessment participation rate in excess of 1.0 percent:**

2. By submitting this form, the school system assures that it is taking these required actions:

The school system verifies that all students participating in the alternate assessment meet Louisiana's participation criteria.

The school system verifies that any disproportionality in the percentage of students in any subgroup taking the alternate assessment will be addressed.

**Required Signatures\***

|   |               |
|---|---------------|
| Special Education Director Signature*:<br> | Date: 8/14/19 |
| Printed Name: Amanda Sullivan   |               |
| Superintendent Signature*:<br>            | Date: 8/13/19 |
| Printed Name: Sabrina Pence   |               |

\*Original signatures should be kept on file at the school system.

To submit this the justification form via email electronically click

To save the justification form as a PDF click

**SCHOOL SYSTEM ALTERNATE ASSESSMENT PARTICIPATION JUSTIFICATION**

The Department provided 2018-2019 school year alternate assessment data to school systems for review. If your school system assessed more than 1.0 percent of students on the alternate assessment in the 2018-2019 school year, LDOE anticipates that your school system will assess more than 1.0 percent of students on the alternate assessment in the 2019-2020 school year. School systems that exceed the 1.0 percent threshold must complete a justification and request a participation review. ESSA requires the Department to make these justifications publicly available, provided that it does not reveal personally identifiable information about an individual student.

School System: **Arthur Ashe Charter School - 399002**

Enter the percentage of students who participated in the alternate assessment during the 2018-2019 school year. This information was disseminated to your school system via FTP on or before July 19, 2019.

|                                  | Participation percentage for the 2018 – 2019 SY |   |
|----------------------------------|---|---|
| ELA: LEAP Connect Participation  |   | % |
| Math: LEAP Connect Participation |   | % |
| Science: LAA 1 Participation     |   | % |

1. Explain why the school system exceeded an alternate assessment participation rate of 1.0 percent for the 2018-2019 school year. **School systems must select NA (not applicable) or Applicable for each option below. Applicable must be chosen for at least one of the following and may be chosen for more than one of the following options:**

a. **If applicable, provide a brief description with supporting data that identifies specific programs or circumstances within the school system that may contribute to higher enrollments of students identified with significant cognitive disabilities that would result in an alternate assessment participation rate in excess of 1.0 percent.** (Example: The school system has schools, community and/or health facilities that draw large numbers of students with significant cognitive disabilities.):

**We are an open enrollment, free, and public charter school network that attracts higher rates of students with exceptionalities due to the continuum of services and least restrictive environments we offer students. In 2018-2019, Arthur Ashe had a 12.9% enrollment rate of SWDs.**

b. **If applicable, briefly describe how a small overall student enrollment in the school system contributes to the likelihood that even a small number of students found eligible to participate in the alternate assessment would result in a participation rate in excess of 1.0 percent** (Example: The total tested population is less than 300 and the total number of students participating in the alternate assessment is 3 or less.):



c. **If applicable, briefly describe any other or additional justification of variables that may contribute to the school system's alternate assessment participation rate in excess of 1.0 percent:**

2. By submitting this form, the school system assures that it is taking these required actions:

The school system verifies that all students participating in the alternate assessment meet Louisiana's participation criteria.

The school system verifies that any disproportionality in the percentage of students in any subgroup taking the alternate assessment will be addressed.

**Required Signatures\***

|   |               |
|---|---------------|
| Special Education Director Signature*:<br> | Date: 8/14/19 |
| Printed Name: Amanda Sullivan   |               |
| Superintendent Signature*:<br>             | Date: 8/13/19 |
| Printed Name: Sabrina Pence   |               |

\*Original signatures should be kept on file at the school system.

To submit this the justification form via email electronically click

To save the justification form as a PDF click

**SCHOOL SYSTEM ALTERNATE ASSESSMENT PARTICIPATION JUSTIFICATION**

The Department provided 2018-2019 school year alternate assessment data to school systems for review. If your school system assessed more than 1.0 percent of students on the alternate assessment in the 2018-2019 school year, LDOE anticipates that your school system will assess more than 1.0 percent of students on the alternate assessment in the 2019-2020 school year. School systems that exceed the 1.0 percent threshold must complete a justification and request a participation review. ESSA requires the Department to make these justifications publicly available, provided that it does not reveal personally identifiable information about an individual student.

School System: *Langston Hughes Academy Charter School - 399005*

Enter the percentage of students who participated in the alternate assessment during the 2018-2019 school year. This information was disseminated to your school system via FTP on or before July 19, 2019.

|                                  | Participation percentage for the 2018 – 2019 SY |  |
|----------------------------------|---|--|
| ELA: LEAP Connect Participation  |   |  |
| Math: LEAP Connect Participation |   |  |
| Science: LAA 1 Participation     |   |  |

1. Explain why the school system exceeded an alternate assessment participation rate of 1.0 percent for the 2018-2019 school year. School systems must select NA (not applicable) or Applicable for each option below. Applicable must be chosen for at least one of the following and may be chosen for more than one of the following options:

a. If applicable, provide a brief description with supporting data that identifies specific programs or circumstances within the school system that may contribute to higher enrollments of students identified with significant cognitive disabilities that would result in an alternate assessment participation rate in excess of 1.0 percent. (Example: The school system has schools, community and/or health facilities that draw large numbers of students with significant cognitive disabilities.):

*LHA is an open enrollment, free, and public charter school network that attracts higher rates of students with exceptionalities due to the continuum of services and least restrictive environments we offer students. In 2018-2019, LHA had an enrollment rate of 12.5% students with disabilities.*

b. If applicable, briefly describe how a small overall student enrollment in the school system contributes to the likelihood that even a small number of students found eligible to participate in the alternate assessment would result in a participation rate in excess of 1.0 percent (Example: The total tested population is less than 300 and the total number of students participating in the alternate assessment is 3 or less.):

c. If applicable, briefly describe any other or additional justification of variables that may contribute to the school system’s alternate assessment participation rate in excess of 1.0 percent:





2. By submitting this form, the school system assures that it is taking these required actions:

The school system verifies that all students participating in the alternate assessment meet Louisiana's participation criteria.

The school system verifies that any disproportionality in the percentage of students in any subgroup taking the alternate assessment will be addressed.

**Required Signatures\***

|   |               |
|---|---------------|
| Special Education Director Signature*:<br> | Date: 8/14/19 |
| Printed Name: Amanda Sullivan   |               |
| Superintendent Signature*:<br>             | Date: 8/13/19 |
| Printed Name: Sabrina Pence   |               |

\*Original signatures should be kept on file at the school system.

To submit this the justification form via email electronically click

To save the justification form as a PDF click

**SCHOOL SYSTEM ALTERNATE ASSESSMENT PARTICIPATION JUSTIFICATION**

The Department provided 2018-2019 school year alternate assessment data to school systems for review. If your school system assessed more than 1.0 percent of students on the alternate assessment in the 2018-2019 school year, LDOE anticipates that your school system will assess more than 1.0 percent of students on the alternate assessment in the 2019-2020 school year. School systems that exceed the 1.0 percent threshold must complete a justification and request a participation review. ESSA requires the Department to make these justifications publicly available, provided that it does not reveal personally identifiable information about an individual student.

School System: Office of Juvenile Justice

Enter the percentage of students who participated in the alternate assessment during the 2018-2019 school year. This information was disseminated to your school system via FTP on or before July 19, 2019.

|                                  | Participation percentage for the 2018 – 2019 SY |   |
|----------------------------------|---|---|
| ELA: LEAP Connect Participation  |   | % |
| Math: LEAP Connect Participation |   | % |
| Science: LAA 1 Participation     |   | % |

1. Explain why the school system exceeded an alternate assessment participation rate of 1.0 percent for the 2018-2019 school year. School systems must select NA (not applicable) or Applicable for each option below. Applicable must be chosen for at least one of the following and may be chosen for more than one of the following options:

NA

- a. If applicable, provide a brief description with supporting data that identifies specific programs or circumstances within the school system that may contribute to higher enrollments of students identified with significant cognitive disabilities that would result in an alternate assessment participation rate in excess of 1.0 percent. (Example: The school system has schools, community and/or health facilities that draw large numbers of students with significant cognitive disabilities.):

[Redacted]

Applicable

- b. If applicable, briefly describe how a small overall student enrollment in the school system contributes to the likelihood that even a small number of students found eligible to participate in the alternate assessment would result in a participation rate in excess of 1.0 percent (Example: The total tested population is less than 300 and the total number of students participating in the alternate assessment is 3 or less.):

The district serves a small number of students which contributes to the likelihood that even the one student found eligible to participate in the alternate assessment resulted in a participation rate that exceeded the 1.0 percent.

NA



- c. If applicable, briefly describe any other or additional justification of variables that may contribute to the school system's alternate assessment participation rate in excess of 1.0 percent:

[Redacted]

2. By submitting this form, the school system assures that it is taking these required actions:

- The school system verifies that all students participating in the alternate assessment meet Louisiana's participation criteria.
- The school system verifies that any disproportionality in the percentage of students in any subgroup taking the alternate assessment will be addressed.

**Required Signatures\***

|  |               |
|--|---------------|
| Special Education Director Signature*:<br> | Date: 8/16/19 |
| Printed Name: Shirley Lewis  |               |
| Superintendent Signature*:<br>             | Date: 8/16/19 |
| Printed Name: Meredith Jordan  |               |

\*Original signatures should be kept on file at the school system.

To submit this the justification form via email electronically click [email](#) .




To save the justification form as a PDF click [save](#) .

**SCHOOL SYSTEM ALTERNATE ASSESSMENT PARTICIPATION JUSTIFICATION**

The Department provided 2018-2019 school year alternate assessment data to school systems for review. If your school system assessed more than 1.0 percent of students on the alternate assessment in the 2018-2019 school year, LDOE anticipates that your school system will assess more than 1.0 percent of students on the alternate assessment in the 2019-2020 school year. School systems that exceed the 1.0 percent threshold must complete a justification and request a participation review. ESSA requires the Department to make these justifications publicly available, provided that it does not reveal personally identifiable information about an individual student.

**School System:** W3B001 Iberville Charter Academy

Enter the percentage of students who participated in the alternate assessment during the 2018-2019 school year. This information was disseminated to your school system via FTP on or before July 19, 2019.

|   | Participation percentage for the 2018 – 2019 SY                                      |
|---|--|
| <b>ELA:</b> LEAP Connect Participation  |  % |
| <b>Math:</b> LEAP Connect Participation |  % |
| <b>Science:</b> LAA 1 Participation     |  % |

1. Explain why the school system exceeded an alternate assessment participation rate of 1.0 percent for the 2018-2019 school year. **School systems must select NA (not applicable) or Applicable for each option below. Applicable must be chosen for at least one of the following and may be chosen for more than one of the following options:**

NA

- a. **If applicable, provide a brief description with supporting data** that identifies specific programs or circumstances within the school system that may contribute to higher enrollments of students identified with significant cognitive disabilities that would result in an alternate assessment participation rate in excess of 1.0 percent. (Example: The school system has schools, community and/or health facilities that draw large numbers of students with significant cognitive disabilities.):

Applicable

- b. **If applicable, briefly describe** how a small overall student enrollment in the school system contributes to the likelihood that even a small number of students found eligible to participate in the alternate assessment would result in a participation rate in excess of 1.0 percent (Example: The total tested population is less than 300 and the total number of students participating in the alternate assessment is 3 or less.):

The total tested population is less than 300 (162) and the total number of students participating in the alternate assessment is 3. The district's total tested population (162) is so small that the presence of even a small number of students participating in the alternate assessment will cause the district to exceed the 1% threshold.



NA

- c. **If applicable, briefly describe any other or additional justification of variables** that may contribute to the school system's alternate assessment participation rate in excess of 1.0 percent:

2. By submitting this form, the school system assures that it is taking these required actions:

- The school system verifies that all students participating in the alternate assessment meet Louisiana's participation criteria.
- The school system verifies that any disproportionality in the percentage of students in any subgroup taking the alternate assessment will be addressed.

**Required Signatures\***

|  |   |               |
|--|---|---------------|
| Special Education Director Signature*: |   | Date: 8/14/19 |
| Printed Name:                          | Pauline Soileau   |               |
| Superintendent Signature*:             |  | Date: 8/14/19 |
| Printed Name:                          | Georgette Sterling, State Compliance Manager  |               |

\*Original signatures should be kept on file at the school system.

To submit this the justification form via email electronically click **email** .




To save the justification form as a PDF click **save** .

**SCHOOL SYSTEM ALTERNATE ASSESSMENT PARTICIPATION JUSTIFICATION**

The Department provided 2018-2019 school year alternate assessment data to school systems for review. If your school system assessed more than 1.0 percent of students on the alternate assessment in the 2018-2019 school year, LDOE anticipates that your school system will assess more than 1.0 percent of students on the alternate assessment in the 2019-2020 school year. School systems that exceed the 1.0 percent threshold must complete a justification and request a participation review. ESSA requires the Department to make these justifications publicly available, provided that it does not reveal personally identifiable information about an individual student.

**School System:** Delta Charter School

Enter the percentage of students who participated in the alternate assessment during the 2018-2019 school year. This information was disseminated to your school system via FTP on or before July 19, 2019.

|   | Participation percentage for the 2018 – 2019 SY                                      |
|---|--|
| <b>ELA:</b> LEAP Connect Participation  |  % |
| <b>Math:</b> LEAP Connect Participation |  % |
| <b>Science:</b> LAA 1 Participation     |  % |

1. Explain why the school system exceeded an alternate assessment participation rate of 1.0 percent for the 2018-2019 school year. **School systems must select NA (not applicable) or Applicable for each option below. Applicable must be chosen for at least one of the following and may be chosen for more than one of the following options:**

NA

- a. **If applicable, provide a brief description with supporting data** that identifies specific programs or circumstances within the school system that may contribute to higher enrollments of students identified with significant cognitive disabilities that would result in an alternate assessment participation rate in excess of 1.0 percent. (Example: The school system has schools, community and/or health facilities that draw large numbers of students with significant cognitive disabilities.):

Applicable

- b. **If applicable, briefly describe** how a small overall student enrollment in the school system contributes to the likelihood that even a small number of students found eligible to participate in the alternate assessment would result in a participation rate in excess of 1.0 percent (Example: The total tested population is less than 300 and the total number of students participating in the alternate assessment is 3 or less.):

Delta Charter School had a total of 280 students participating in assessment in ELA with four of the student being on alternate assessment. There was only a total of 277 students participating in alternate assessment in math with three students testing on alternate assessment. Delta Charter didn't have a large number of students testing and even a smaller number of student on alternate assessment.

NA

- c. **If applicable, briefly describe any other or additional justification of variables** that may contribute to the school system's alternate assessment participation rate in excess of 1.0 percent:

2. By submitting this form, the school system assures that it is taking these required actions:

- The school system verifies that all students participating in the alternate assessment meet Louisiana’s participation criteria.
- The school system verifies that any disproportionality in the percentage of students in any subgroup taking the alternate assessment will be addressed.

**Required Signatures\***

|   |  |              |
|---|--|--------------|
| <b>Special Education Director Signature*:</b> |  | <b>Date:</b> |
|   |  |              |
| <b>Printed Name:</b>                          |  |              |
|   |  |              |
| <b>Superintendent Signature*:</b>             |  | <b>Date:</b> |
|   |  |              |
| <b>Printed Name:</b>                          |  |              |
|   |  |              |

\*Original signatures should be kept on file at the school system.

To submit this the justification form via email electronically click **email** .

To save the justification form as a PDF click **save** .

**SCHOOL SYSTEM ALTERNATE ASSESSMENT PARTICIPATION JUSTIFICATION**

The Department provided 2018-2019 school year alternate assessment data to school systems for review. If your school system assessed more than 1.0 percent of students on the alternate assessment in the 2018-2019 school year, LDOE anticipates that your school system will assess more than 1.0 percent of students on the alternate assessment in the 2019-2020 school year. School systems that exceed the 1.0 percent threshold must complete a justification and request a participation review. ESSA requires the Department to make these justifications publicly available, provided that it does not reveal personally identifiable information about an individual student.

**School System:** Friends of King-W32 Joseph A. Craig

Enter the percentage of students who participated in the alternate assessment during the 2018-2019 school year. This information was disseminated to your school system via FTP on or before July 19, 2019.

|   | Participation percentage for the 2018 – 2019 SY |   |
|---|---|---|
| <b>ELA:</b> LEAP Connect Participation  |   | % |
| <b>Math:</b> LEAP Connect Participation |   | % |
| <b>Science:</b> LAA 1 Participation     |   | % |

1. Explain why the school system exceeded an alternate assessment participation rate of 1.0 percent for the 2018-2019 school year. **School systems must select NA (not applicable) or Applicable for each option below. Applicable must be chosen for at least one of the following and may be chosen for more than one of the following options:**

NA

a. **If applicable, provide a brief description with supporting data** that identifies specific programs or circumstances within the school system that may contribute to higher enrollments of students identified with significant cognitive disabilities that would result in an alternate assessment participation rate in excess of 1.0 percent. (Example: The school system has schools, community and/or health facilities that draw large numbers of students with significant cognitive disabilities.):

Applicable

b. **If applicable, briefly describe** how a small overall student enrollment in the school system contributes to the likelihood that even a small number of students found eligible to participate in the alternate assessment would result in a participation rate in excess of 1.0 percent (Example: The total tested population is less than 300 and the total number of students participating in the alternate assessment is 3 or less.):

We exceeded the 1 percent because of the abundance of students coming from EnrollNOLA and whoes evaluations indicated they were eligible to participate in the alternate assessment.

NA



c. **If applicable, briefly describe any other or additional justification of variables** that may contribute to the school system’s alternate assessment participation rate in excess of 1.0 percent:



2. By submitting this form, the school system assures that it is taking these required actions:

- The school system verifies that all students participating in the alternate assessment meet Louisiana's participation criteria.
- The school system verifies that any disproportionality in the percentage of students in any subgroup taking the alternate assessment will be addressed.

**Required Signatures\***

|  |  |               |
|--|--|---------------|
| Special Education Director Signature*: |  | Date: 8/30/20 |
| Printed Name: <b>Monja Kelson</b>      |  |               |
| Superintendent Signature*:             |   | Date: 8/30/20 |
| Printed Name: <b>Velta Simms</b>       |  |               |

\*Original signatures should be kept on file at the school system.

To submit this the justification form via email electronically click **email** .




To save the justification form as a PDF click **save** .

**SCHOOL SYSTEM ALTERNATE ASSESSMENT PARTICIPATION JUSTIFICATION**

The Department provided 2018-2019 school year alternate assessment data to school systems for review. If your school system assessed more than 1.0 percent of students on the alternate assessment in the 2018-2019 school year, LDOE anticipates that your school system will assess more than 1.0 percent of students on the alternate assessment in the 2019-2020 school year. School systems that exceed the 1.0 percent threshold must complete a justification and request a participation review. ESSA requires the Department to make these justifications publicly available, provided that it does not reveal personally identifiable information about an individual student.

**School System:** Northeast Claiborne Charter School

Enter the percentage of students who participated in the alternate assessment during the 2018-2019 school year. This information was disseminated to your school system via FTP on or before July 19, 2019.

|   | Participation percentage for the 2018 – 2019 SY                                      |
|---|--|
| <b>ELA:</b> LEAP Connect Participation  |  % |
| <b>Math:</b> LEAP Connect Participation |  % |
| <b>Science:</b> LAA 1 Participation     |  % |

1. Explain why the school system exceeded an alternate assessment participation rate of 1.0 percent for the 2018-2019 school year. **School systems must select NA (not applicable) or Applicable for each option below. Applicable must be chosen for at least one of the following and may be chosen for more than one of the following options:**

Applicable

- a. **If applicable, provide a brief description with supporting data** that identifies specific programs or circumstances within the school system that may contribute to higher enrollments of students identified with significant cognitive disabilities that would result in an alternate assessment participation rate in excess of 1.0 percent. (Example: The school system has schools, community and/or health facilities that draw large numbers of students with significant cognitive disabilities.):

Northeast Claiborne Charter School test a small population of 98 students. We had 1 student who qualified for alternate assessment.

Applicable

- b. **If applicable, briefly describe** how a small overall student enrollment in the school system contributes to the likelihood that even a small number of students found eligible to participate in the alternate assessment would result in a participation rate in excess of 1.0 percent (Example: The total tested population is less than 300 and the total number of students participating in the alternate assessment is 3 or less.):

The total tested population is 98 students.


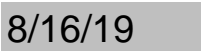


NA

- c. **If applicable, briefly describe any other or additional justification of variables** that may contribute to the school system’s alternate assessment participation rate in excess of 1.0 percent:

2. By submitting this form, the school system assures that it is taking these required actions:

- The school system verifies that all students participating in the alternate assessment meet Louisiana’s participation criteria.
- The school system verifies that any disproportionality in the percentage of students in any subgroup taking the alternate assessment will be addressed.

**Required Signatures\***

|  |  |
|--|--|
| <b>Special Education Director Signature*:</b>  | <b>Date:</b>  |
| <b>Printed Name:</b> Orice Deneen Miller   |  |
| <b>Superintendent Signature*:</b>              | <b>Date:</b>  |
| <b>Printed Name:</b> Stacie Cary   |  |

\*Original signatures should be kept on file at the school system.

To submit this the justification form via email electronically click [email](#) .

To save the justification form as a PDF click [save](#) .

**SCHOOL SYSTEM ALTERNATE ASSESSMENT PARTICIPATION JUSTIFICATION**

The Department provided 2018-2019 school year alternate assessment data to school systems for review. If your school system assessed more than 1.0 percent of students on the alternate assessment in the 2018-2019 school year, LDOE anticipates that your school system will assess more than 1.0 percent of students on the alternate assessment in the 2019-2020 school year. School systems that exceed the 1.0 percent threshold must complete a justification and request a participation review. ESSA requires the Department to make these justifications publicly available, provided that it does not reveal personally identifiable information about an individual student.

**School System:** Friends of King-W31 Dr. Martin L. King, Jr. Charter

Enter the percentage of students who participated in the alternate assessment during the 2018-2019 school year. This information was disseminated to your school system via FTP on or before July 19, 2019.

|   | Participation percentage for the 2018 – 2019 SY |   |
|---|---|---|
| <b>ELA:</b> LEAP Connect Participation  |   | % |
| <b>Math:</b> LEAP Connect Participation |   | % |
| <b>Science:</b> LAA 1 Participation     |   | % |

1. Explain why the school system exceeded an alternate assessment participation rate of 1.0 percent for the 2018-2019 school year. **School systems must select NA (not applicable) or Applicable for each option below. Applicable must be chosen for at least one of the following and may be chosen for more than one of the following options:**

NA

- a. **If applicable, provide a brief description with supporting data** that identifies specific programs or circumstances within the school system that may contribute to higher enrollments of students identified with significant cognitive disabilities that would result in an alternate assessment participation rate in excess of 1.0 percent. (Example: The school system has schools, community and/or health facilities that draw large numbers of students with significant cognitive disabilities.):

Applicable

- b. **If applicable, briefly describe** how a small overall student enrollment in the school system contributes to the likelihood that even a small number of students found eligible to participate in the alternate assessment would result in a participation rate in excess of 1.0 percent (Example: The total tested population is less than 300 and the total number of students participating in the alternate assessment is 3 or less.):

We exceeded the 1 percent because of the abundance of students coming from EnrollNOLA and whoes evaluations indicated they were eligible to participate in the alternate assessment.



NA

- c. **If applicable, briefly describe any other or additional justification of variables** that may contribute to the school system’s alternate assessment participation rate in excess of 1.0 percent:

2. By submitting this form, the school system assures that it is taking these required actions:

- The school system verifies that all students participating in the alternate assessment meet Louisiana's participation criteria.
- The school system verifies that any disproportionality in the percentage of students in any subgroup taking the alternate assessment will be addressed.

**Required Signatures\***

|  |               |
|--|---------------|
| Special Education Director Signature*:<br> | Date: 8/30/20 |
| Printed Name: <b>Monja Kelson</b>  |               |
| Superintendent Signature*:<br>             | Date: 8/30/20 |
| Printed Name: <b>Velta Simms</b>   |               |

\*Original signatures should be kept on file at the school system.

To submit this the justification form via email electronically click **email** .




To save the justification form as a PDF click **save** .

**SCHOOL SYSTEM ALTERNATE ASSESSMENT PARTICIPATION JUSTIFICATION**

The Department provided 2018-2019 school year alternate assessment data to school systems for review. If your school system assessed more than 1.0 percent of students on the alternate assessment in the 2018-2019 school year, LDOE anticipates that your school system will assess more than 1.0 percent of students on the alternate assessment in the 2019-2020 school year. School systems that exceed the 1.0 percent threshold must complete a justification and request a participation review. ESSA requires the Department to make these justifications publicly available, provided that it does not reveal personally identifiable information about an individual student.

**School System:** Lincoln Preparatory School

Enter the percentage of students who participated in the alternate assessment during the 2018-2019 school year. This information was disseminated to your school system via FTP on or before July 19, 2019.

|   | Participation percentage for the 2018 – 2019 SY                                      |
|---|--|
| <b>ELA:</b> LEAP Connect Participation  |  % |
| <b>Math:</b> LEAP Connect Participation |  % |
| <b>Science:</b> LAA 1 Participation     |  % |

1. Explain why the school system exceeded an alternate assessment participation rate of 1.0 percent for the 2018-2019 school year. **School systems must select NA (not applicable) or Applicable for each option below. Applicable must be chosen for at least one of the following and may be chosen for more than one of the following options:**

Applicable

- a. **If applicable, provide a brief description with supporting data** that identifies specific programs or circumstances within the school system that may contribute to higher enrollments of students identified with significant cognitive disabilities that would result in an alternate assessment participation rate in excess of 1.0 percent. (Example: The school system has schools, community and/or health facilities that draw large numbers of students with significant cognitive disabilities.):

The school system draws from the various communities since we are a Charter School. These 3 students were classified prior to the entrance at our Charter School. In order to afford them every opportunity to succeed we maintained their classification.

Applicable

- b. **If applicable, briefly describe** how a small overall student enrollment in the school system contributes to the likelihood that even a small number of students found eligible to participate in the alternate assessment would result in a participation rate in excess of 1.0 percent (Example: The total tested population is less than 300 and the total number of students participating in the alternate assessment is 3 or less.):

The total number of students was less than 250 and the total number participating in the alternate assessment was 3.

NA

- c. **If applicable, briefly describe any other or additional justification of variables** that may contribute to the school system’s alternate assessment participation rate in excess of 1.0 percent:

2. By submitting this form, the school system assures that it is taking these required actions:

- The school system verifies that all students participating in the alternate assessment meet Louisiana’s participation criteria.
- The school system verifies that any disproportionality in the percentage of students in any subgroup taking the alternate assessment will be addressed.

**Required Signatures\***

|  |  |
|--|--|
| <b>Special Education Director Signature*:</b>  | <b>Date:</b>  |
| <b>Printed Name:</b>                            |  |
| <b>Superintendent Signature*:</b>              | <b>Date:</b>  |
| <b>Printed Name:</b>                           |  |

\*Original signatures should be kept on file at the school system.

To submit this the justification form via email electronically click **email** .

To save the justification form as a PDF click **save** .

**SCHOOL SYSTEM ALTERNATE ASSESSMENT PARTICIPATION JUSTIFICATION**

The Department provided 2018-2019 school year alternate assessment data to school systems for review. If your school system assessed more than 1.0 percent of students on the alternate assessment in the 2018-2019 school year, LDOE anticipates that your school system will assess more than 1.0 percent of students on the alternate assessment in the 2019-2020 school year. School systems that exceed the 1.0 percent threshold must complete a justification and request a participation review. ESSA requires the Department to make these justifications publicly available, provided that it does not reveal personally identifiable information about an individual student.

School System: *Greater Grace Charter Academy, Inc*

Enter the percentage of students who participated in the alternate assessment during the 2018-2019 school year. This information was disseminated to your school system via FTP on or before July 19, 2019.

|                                  | Participation percentage for the 2018 – 2019 SY |
|----------------------------------|---|
| ELA: LEAP Connect Participation  | [Redacted] %                                    |
| Math: LEAP Connect Participation | [Redacted] %                                    |
| Science: LAA 1 Participation     | [Redacted] %                                    |

1. Explain why the school system exceeded an alternate assessment participation rate of 1.0 percent for the 2018-2019 school year. **School systems must select NA (not applicable) or Applicable for each option below. Applicable must be chosen for at least one of the following and may be chosen for more than one of the following options:**

NA

- a. **If applicable, provide a brief description with supporting data** that identifies specific programs or circumstances within the school system that may contribute to higher enrollments of students identified with significant cognitive disabilities that would result in an alternate assessment participation rate in excess of 1.0 percent. (Example: The school system has schools, community and/or health facilities that draw large numbers of students with significant cognitive disabilities.):

[Redacted]

NA

- b. **If applicable, briefly describe** how a small overall student enrollment in the school system contributes to the likelihood that even a small number of students found eligible to participate in the alternate assessment would result in a participation rate in excess of 1.0 percent (Example: The total tested population is less than 300 and the total number of students participating in the alternate assessment is 3 or less.):

*The population is less than 300. We only have one student in this category.*

NA

- c. **If applicable, briefly describe any other or additional justification of variables** that may contribute to the school system's alternate assessment participation rate in excess of 1.0 percent:

[Redacted]



2. By submitting this form, the school system assures that it is taking these required actions:

- The school system verifies that all students participating in the alternate assessment meet Louisiana's participation criteria.
- The school system verifies that any disproportionality in the percentage of students in any subgroup taking the alternate assessment will be addressed.

**Required Signatures\***

|  |  |                             |
|--|--|-----------------------------|
| <b>Special Education Director Signature*:</b> <i>Rita Sutherland</i> |  | <b>Date:</b> <i>8/20/19</i> |
| <b>Printed Name:</b> <i>Rita Sutherland</i>                          |  |                             |
| <b>Superintendent Signature*:</b> <i>Claudette Aubert</i>            |  | <b>Date:</b> <i>8/20/19</i> |
| <b>Printed Name:</b> <i>Claudette Aubert</i>                         |  |                             |

\*Original signatures should be kept on file at the school system.

To submit this the justification form via email electronically click **email** .




To save the justification form as a PDF click **save** .

**SCHOOL SYSTEM ALTERNATE ASSESSMENT PARTICIPATION JUSTIFICATION**

The Department provided 2018-2019 school year alternate assessment data to school systems for review. If your school system assessed more than 1.0 percent of students on the alternate assessment in the 2018-2019 school year, LDOE anticipates that your school system will assess more than 1.0 percent of students on the alternate assessment in the 2019-2020 school year. School systems that exceed the 1.0 percent threshold must complete a justification and request a participation review. ESSA requires the Department to make these justifications publicly available, provided that it does not reveal personally identifiable information about an individual student.

**School System:** WAK001 Southwest Louisiana Charter Academy

Enter the percentage of students who participated in the alternate assessment during the 2018-2019 school year. This information was disseminated to your school system via FTP on or before July 19, 2019.

|   | Participation percentage for the 2018 – 2019 SY                                      |
|---|--|
| <b>ELA:</b> LEAP Connect Participation  |  % |
| <b>Math:</b> LEAP Connect Participation |  % |
| <b>Science:</b> LAA 1 Participation     |  % |

1. Explain why the school system exceeded an alternate assessment participation rate of 1.0 percent for the 2018-2019 school year. **School systems must select NA (not applicable) or Applicable for each option below. Applicable must be chosen for at least one of the following and may be chosen for more than one of the following options:**

NA

- a. **If applicable, provide a brief description with supporting data** that identifies specific programs or circumstances within the school system that may contribute to higher enrollments of students identified with significant cognitive disabilities that would result in an alternate assessment participation rate in excess of 1.0 percent. (Example: The school system has schools, community and/or health facilities that draw large numbers of students with significant cognitive disabilities.):

[Redacted area]

Applicable

- b. **If applicable, briefly describe** how a small overall student enrollment in the school system contributes to the likelihood that even a small number of students found eligible to participate in the alternate assessment would result in a participation rate in excess of 1.0 percent (Example: The total tested population is less than 300 and the total number of students participating in the alternate assessment is 3 or less.):

The total tested population is less than 500 (411) and the total number of students participating in the alternate assessment is 5. The district's total tested population (411) is so small that the presence of even a small number of students participating in the alternate assessment will cause the district to exceed the 1% threshold.

NA

- c. **If applicable, briefly describe any other or additional justification of variables** that may contribute to the school system's alternate assessment participation rate in excess of 1.0 percent:

As a result of the Alternate Assessment Participation Review Process, it was discovered that one student who participated in the alternate assessment was eligible to participate but, the IEP Team determined the student would not participate in the alternate assessment. This determination was a change from previous years' determinations which resulted in the student participating in the alternate assessment. Unfortunately, the testing coordinator was not informed of this determination. Therefore, the student inadvertently participated in the alternate assessment. If this student had not participated in the alternate assessment the District's Alternate Assessment Participation would not have exceeded 1%.

2. By submitting this form, the school system assures that it is taking these required actions:

- The school system verifies that all students participating in the alternate assessment meet Louisiana’s participation criteria.
- The school system verifies that any disproportionality in the percentage of students in any subgroup taking the alternate assessment will be addressed.

**Required Signatures\***

|   |                      |
|---|----------------------|
| <b>Special Education Director Signature*:</b>                             | <b>Date:</b> 8/20/19 |
| <b>Printed Name:</b> Pauline Soileau, State Special Education Coordinator |                      |
| <b>Superintendent Signature*:</b>   | <b>Date:</b> 8/20/19 |
| <b>Printed Name:</b> Georgette Sterling, State Compliance Manager         |                      |

\*Original signatures should be kept on file at the school system.

To submit this the justification form via email electronically click [email](#) .

To save the justification form as a PDF click [save](#) .

**SCHOOL SYSTEM ALTERNATE ASSESSMENT PARTICIPATION JUSTIFICATION**

The Department provided 2018-2019 school year alternate assessment data to school systems for review. If your school system assessed more than 1.0 percent of students on the alternate assessment in the 2018-2019 school year, LDOE anticipates that your school system will assess more than 1.0 percent of students on the alternate assessment in the 2019-2020 school year. School systems that exceed the 1.0 percent threshold must complete a justification and request a participation review. ESSA requires the Department to make these justifications publicly available, provided that it does not reveal personally identifiable information about an individual student.

**School System:** *INSPIRENOLA, E. KARR*

Enter the percentage of students who participated in the alternate assessment during the 2018-2019 school year. This information was disseminated to your school system via FTP on or before July 19, 2019.

|   | Participation percentage for the 2018 – 2019 SY |
|---|---|
| <b>ELA:</b> LEAP Connect Participation  |   |
| <b>Math:</b> LEAP Connect Participation |   |
| <b>Science:</b> LAA 1 Participation     |   |

1. Explain why the school system exceeded an alternate assessment participation rate of 1.0 percent for the 2018-2019 school year. **School systems must select NA (not applicable) or Applicable for each option below. Applicable must be chosen for at least one of the following and may be chosen for more than one of the following options:**

- a. **If applicable, provide a brief description with supporting data** that identifies specific programs or circumstances within the school system that may contribute to higher enrollments of students identified with significant cognitive disabilities that would result in an alternate assessment participation rate in excess of 1.0 percent. (Example: The school system has schools, community and/or health facilities that draw large numbers of students with significant cognitive disabilities.):

At Edna Karr High School, the special education department includes a high percentage of students classified as students with low incidence disabilities. According to our Oct. 1 Count – 2018, the enrollment included the following: 11 students classified as students with Intellectual Disabilities and 8 students classified as students with Autism Spectrum Disorders. Procedures for enrollment are not directed by InspireNOLA Charter Schools. All students are enrolled according to the policies and procedures outlined by New Orleans Public Schools.

- b. **If applicable, briefly describe** how a small overall student enrollment in the school system contributes to the likelihood that even a small number of students found eligible to participate in the alternate assessment would result in a participation rate in excess of 1.0 percent (Example: The total tested population is less than 300 and the total number of students participating in the alternate assessment is 3 or less.):

The enrollment for Edna Karr High School for school year 2018 – 2019 was 1071 students. The students who were assessed through LEAP Connect was identified via results of the cognitive ability and/or adaptive behavior assessments.

**ALTERNATE ASSESSMENT  
PARTICIPATION REVIEW PROCESS**

- c. **If applicable, briefly describe any other or additional justification of variables** that may contribute to the school system's alternate assessment participation rate in excess of 1.0 percent:



The number of students taking the assessment was based solely on criteria provided by the LDOE. The enrollment of students with a disability within our network is not a factor that we are able to control based on the processes of the OneApp.

2. By submitting this form, the school system assures that it is taking these required actions:

The school system verifies that all students participating in the alternate assessment meet Louisiana's participation criteria.

The school system verifies that any disproportionality in the percentage of students in any subgroup taking the alternate assessment will be addressed.

**Required Signatures\***

|  |                      |
|--|----------------------|
| <b>Special Education Director Signature*:</b><br> | <b>Date:</b> 8.13.19 |
| <b>Printed Name: Dianne Lewis</b>  |                      |
| <b>Superintendent Signature*:</b><br>             | <b>Date:</b> 8/13/19 |
| <b>Printed Name: Jamar McKneely</b>  |                      |

\*Original signatures should be kept on file at the school system.

To submit this the justification form via email electronically click

To save the justification form as a PDF click

**SCHOOL SYSTEM ALTERNATE ASSESSMENT PARTICIPATION JUSTIFICATION**

The Department provided 2018-2019 school year alternate assessment data to school systems for review. If your school system assessed more than 1.0 percent of students on the alternate assessment in the 2018-2019 school year, LDOE anticipates that your school system will assess more than 1.0 percent of students on the alternate assessment in the 2019-2020 school year. School systems that exceed the 1.0 percent threshold must complete a justification and request a participation review. ESSA requires the Department to make these justifications publicly available, provided that it does not reveal personally identifiable information about an individual student.

**School System:** *McMAIN CHARTER*

Enter the percentage of students who participated in the alternate assessment during the 2018-2019 school year. This information was disseminated to your school system via FTP on or before July 19, 2019.

|                                  | Participation percentage for the 2018 – 2019 SY |
|----------------------------------|---|
| ELA: LEAP Connect Participation  |   |
| Math: LEAP Connect Participation |   |
| Science: LAA 1 Participation     |   |

1. Explain why the school system exceeded an alternate assessment participation rate of 1.0 percent for the 2018-2019 school year. **School systems must select NA (not applicable) or Applicable for each option below. Applicable must be chosen for at least one of the following and may be chosen for more than one of the following options:**

- a. **If applicable, provide a brief description with supporting data** that identifies specific programs or circumstances within the school system that may contribute to higher enrollments of students identified with significant cognitive disabilities that would result in an alternate assessment participation rate in excess of 1.0 percent. (Example: The school system has schools, community and/or health facilities that draw large numbers of students with significant cognitive disabilities.):

At Eleanor McMain Secondary School, the special education department includes a high percentage of students classified as students with low incidence disabilities. According to our Oct. 1 Count – 2018, the enrollment included the following: 7 students classified as students with Intellectual Disabilities and 13 students classified as students with Autism Spectrum Disorders. Procedures for enrollment are not directed by InspireNOLA Charter Schools. All students are enrolled according to the policies and procedures outlined by New Orleans Public Schools.

- b. **If applicable, briefly describe** how a small overall student enrollment in the school system contributes to the likelihood that even a small number of students found eligible to participate in the alternate assessment would result in a participation rate in excess of 1.0 percent (Example: The total tested population is less than 300 and the total number of students participating in the alternate assessment is 3 or less.):

The enrollment for Eleanor McMain Secondary School for school year 2018 – 2019 was 833 students. The students who were assessed through LEAP Connect was identified via results of the cognitive ability and/or adaptive behavior assessments.

## ALTERNATE ASSESSMENT PARTICIPATION REVIEW PROCESS

- c. **If applicable, briefly describe any other or additional justification of variables** that may contribute to the school system's alternate assessment participation rate in excess of 1.0 percent:

The number of students taking the assessment was based solely on criteria provided by the LDOE. The enrollment of students with a disability within our network is not a factor that we are able to control based on the processes of the OneApp.





2. By submitting this form, the school system assures that it is taking these required actions:

The school system verifies that all students participating in the alternate assessment meet Louisiana's participation criteria.

The school system verifies that any disproportionality in the percentage of students in any subgroup taking the alternate assessment will be addressed.

**Required Signatures\***

|  |                      |
|--|----------------------|
| <b>Special Education Director Signature*:</b><br> | <b>Date:</b> 8/13/19 |
| <b>Printed Name: Dianne Lewis</b>  |                      |
| <b>Superintendent Signature*:</b><br>             | <b>Date:</b> 8/13/19 |
| <b>Printed Name: Jamar McKneely</b>  |                      |

\*Original signatures should be kept on file at the school system.

To submit this the justification form via email electronically click

To save the justification form as a PDF click

**SCHOOL SYSTEM ALTERNATE ASSESSMENT PARTICIPATION JUSTIFICATION**

The Department provided 2018-2019 school year alternate assessment data to school systems for review. If your school system assessed more than 1.0 percent of students on the alternate assessment in the 2018-2019 school year, LDOE anticipates that your school system will assess more than 1.0 percent of students on the alternate assessment in the 2019-2020 school year. School systems that exceed the 1.0 percent threshold must complete a justification and request a participation review. ESSA requires the Department to make these justifications publicly available, provided that it does not reveal personally identifiable information about an individual student.

School System: **Einstein Charter Schools**

Enter the percentage of students who participated in the alternate assessment during the 2018-2019 school year. This information was disseminated to your school system via FTP on or before July 19, 2019.

|                                  | Participation percentage<br>for the 2018 – 2019 SY |
|----------------------------------|--|
| ELA: LEAP Connect Participation  | █ %  |
| Math: LEAP Connect Participation | █ %  |
| Science: LAA 1 Participation     | █ %  |

1. Explain why the school system exceeded an alternate assessment participation rate of 1.0 percent for the 2018-2019 school year. School systems must select NA (not applicable) or Applicable for each option below. Applicable must be chosen for at least one of the following and may be chosen for more than one of the following options:

NA

- a. If applicable, provide a brief description with supporting data that identifies specific programs or circumstances within the school system that may contribute to higher enrollments of students identified with significant cognitive disabilities that would result in an alternate assessment participation rate in excess of 1.0 percent. (Example: The school system has schools, community and/or health facilities that draw large numbers of students with significant cognitive disabilities.):

█

NA

- b. If applicable, briefly describe how a small overall student enrollment in the school system contributes to the likelihood that even a small number of students found eligible to participate in the alternate assessment would result in a participation rate in excess of 1.0 percent (Example: The total tested population is less than 300 and the total number of students participating in the alternate assessment is 3 or less.):

The total tested population is less than — and the total number of students participating in the alternate assessment is only 1.

NA

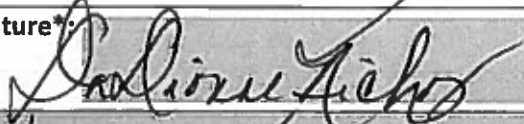

- c. If applicable, briefly describe any other or additional justification of variables that may contribute to the school system's alternate assessment participation rate in excess of 1.0 percent:

█

2. By submitting this form, the school system assures that it is taking these required actions:

- The school system verifies that all students participating in the alternate assessment meet Louisiana's participation criteria.
- The school system verifies that any disproportionality in the percentage of students in any subgroup taking the alternate assessment will be addressed.

**Required Signatures\***

|                                       |  |               |
|---------------------------------------|--|---------------|
| Special Education Director Signature* |  | Date: 8/19/19 |
| Printed Name:                         | Dionne Nichols, Ed.D.  |               |
| Superintendent Signature*             |   | Date: 8-19-19 |
| Printed Name:                         | Michael McKenzie   |               |

\*Original signatures should be kept on file at the school system.

To submit this the justification form via email electronically click **email** .

To save the justification form as a PDF click **save** .

**SCHOOL SYSTEM ALTERNATE ASSESSMENT PARTICIPATION JUSTIFICATION**

The Department provided 2018-2019 school year alternate assessment data to school systems for review. If your school system assessed more than 1.0 percent of students on the alternate assessment in the 2018-2019 school year, LDOE anticipates that your school system will assess more than 1.0 percent of students on the alternate assessment in the 2019-2020 school year. School systems that exceed the 1.0 percent threshold must complete a justification and request a participation review. ESSA requires the Department to make these justifications publicly available, provided that it does not reveal personally identifiable information about an individual student.

School System: Einstein Charter Schools

Enter the percentage of students who participated in the alternate assessment during the 2018-2019 school year. This information was disseminated to your school system via FTP on or before July 19, 2019.

|                                  | Participation percentage for the 2018 – 2019 SY |
|----------------------------------|---|
| ELA: LEAP Connect Participation  | [REDACTED]                                      |
| Math: LEAP Connect Participation | [REDACTED]                                      |
| Science: LAA 1 Participation     | [REDACTED]                                      |

1. Explain why the school system exceeded an alternate assessment participation rate of 1.0 percent for the 2018-2019 school year. School systems must select NA (not applicable) or Applicable for each option below. Applicable must be chosen for at least one of the following and may be chosen for more than one of the following options:

NA

a. If applicable, provide a brief description with supporting data that identifies specific programs or circumstances within the school system that may contribute to higher enrollments of students identified with significant cognitive disabilities that would result in an alternate assessment participation rate in excess of 1.0 percent. (Example: The school system has schools, community and/or health facilities that draw large numbers of students with significant cognitive disabilities.):

[REDACTED]

NA

b. If applicable, briefly describe how a small overall student enrollment in the school system contributes to the likelihood that even a small number of students found eligible to participate in the alternate assessment would result in a participation rate in excess of 1.0 percent (Example: The total tested population is less than 300 and the total number of students participating in the alternate assessment is 3 or less.):

The total tested population is less than 100 and the total number of students participating in the alternate assessment is only 1. (Small sample size)

NA

c. If applicable, briefly describe any other or additional justification of variables that may contribute to the school system's alternate assessment participation rate in excess of 1.0 percent:

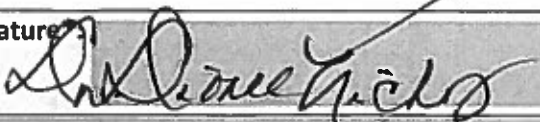

[REDACTED]

For Science LAA1 only the 1 qualifying student tested out of 99 students who were initially tested.

2. By submitting this form, the school system assures that it is taking these required actions:

- The school system verifies that all students participating in the alternate assessment meet Louisiana's participation criteria.
- The school system verifies that any disproportionality in the percentage of students in any subgroup taking the alternate assessment will be addressed.

**Required Signatures\***

|                                       |  |               |
|---------------------------------------|--|---------------|
| Special Education Director Signature: |  | Date: 8/19/19 |
| Printed Name:                         | Dionne Nichols, Ed.D.  |               |
| Superintendent Signature*:            |  | Date: 8-19-19 |
| Printed Name:                         | Michael McKenzie   |               |

\*Original signatures should be kept on file at the school system.

To submit this the justification form via email electronically click **email** .

To save the justification form as a PDF click **save** .

**SCHOOL SYSTEM ALTERNATE ASSESSMENT PARTICIPATION JUSTIFICATION**

The Department provided 2018-2019 school year alternate assessment data to school systems for review. If your school system assessed more than 1.0 percent of students on the alternate assessment in the 2018-2019 school year, LDOE anticipates that your school system will assess more than 1.0 percent of students on the alternate assessment in the 2019-2020 school year. School systems that exceed the 1.0 percent threshold must complete a justification and request a participation review. ESSA requires the Department to make these justifications publicly available, provided that it does not reveal personally identifiable information about an individual student.

School System: *McDONOGH # 42*

Enter the percentage of students who participated in the alternate assessment during the 2018-2019 school year. This information was disseminated to your school system via FTP on or before July 19, 2019.

|                                  | Participation percentage<br>for the 2018 – 2019 SY |
|----------------------------------|--|
| ELA: LEAP Connect Participation  |  |
| Math: LEAP Connect Participation |  |
| Science: LAA 1 Participation     |  |

1. Explain why the school system exceeded an alternate assessment participation rate of 1.0 percent for the 2018-2019 school year. **School systems must select NA (not applicable) or Applicable for each option below. Applicable must be chosen for at least one of the following and may be chosen for more than one of the following options:**

- a. **If applicable, provide a brief description with supporting data** that identifies specific programs or circumstances within the school system that may contribute to higher enrollments of students identified with significant cognitive disabilities that would result in an alternate assessment participation rate in excess of 1.0 percent. (Example: The school system has schools, community and/or health facilities that draw large numbers of students with significant cognitive disabilities.):

At McDonogh 42 Charter School, the special education department includes a high percentage of students classified as students with low incidence disabilities. According to our Oct. 1 Count – 2018, the enrollment included the following: 3 students classified as students with Intellectual Disabilities and 3 students classified as students with Autism Spectrum Disorders. Procedures for enrollment are not directed by InspireNOLA Charter Schools. All students are enrolled according to the policies and procedures outlined by New Orleans Public Schools.

- b. **If applicable, briefly describe** how a small overall student enrollment in the school system contributes to the likelihood that even a small number of students found eligible to participate in the alternate assessment would result in a participation rate in excess of 1.0 percent (Example: The total tested population is less than 300 and the total number of students participating in the alternate assessment is 3 or less.):

The enrollment for McDonogh 42 Charter School for school year 2018 – 2019 was 451 students. The students who were assessed through LEAP Connect was identified via results of the cognitive ability and/or adaptive behavior assessments.

## ALTERNATE ASSESSMENT PARTICIPATION REVIEW PROCESS

- c. **If applicable, briefly describe any other or additional justification of variables** that may contribute to the school system's alternate assessment participation rate in excess of 1.0 percent:



The number of students taking the assessment was based solely on criteria provided by the LDOE. The enrollment of students with a disability within our network is not a factor that we are able to control based on the processes of the OneApp.

2. By submitting this form, the school system assures that it is taking these required actions:

The school system verifies that all students participating in the alternate assessment meet Louisiana's participation criteria.

The school system verifies that any disproportionality in the percentage of students in any subgroup taking the alternate assessment will be addressed.

**Required Signatures\***

|  |                      |
|--|----------------------|
| <b>Special Education Director Signature*:</b><br> | <b>Date:</b> 8/13/19 |
| <b>Printed Name: Dianne Lewis</b>  |                      |
| <b>Superintendent Signature*:</b><br>             | <b>Date:</b> 8/13/19 |
| <b>Printed Name: Jamar McKneely</b>  |                      |

\*Original signatures should be kept on file at the school system.

To submit this the justification form via email electronically click

To save the justification form as a PDF click



## SCHOOL SYSTEM ALTERNATE ASSESSMENT PARTICIPATION JUSTIFICATION

The Department provided 2018-2019 school year alternate assessment data to school systems for review. If your school system assessed more than 1.0 percent of students on the alternate assessment in the 2018-2019 school year, LDOE anticipates that your school system will assess more than 1.0 percent of students on the alternate assessment in the 2019-2020 school year. School systems that exceed the 1.0 percent threshold must complete a justification and request a participation review. ESSA requires the Department to make these justifications publicly available, provided that it does not reveal personally identifiable information about an individual student.

School System: *EISENHOWER CHARTER*

Enter the percentage of students who participated in the alternate assessment during the 2018-2019 school year. This information was disseminated to your school system via FTP on or before July 19, 2019.

|                                  | Participation percentage<br>for the 2018 – 2019 SY |
|----------------------------------|--|
| ELA: LEAP Connect Participation  |  |
| Math: LEAP Connect Participation |  |
| Science: LAA 1 Participation     |  |

1. Explain why the school system exceeded an alternate assessment participation rate of 1.0 percent for the 2018-2019 school year. **School systems must select NA (not applicable) or Applicable for each option below. Applicable must be chosen for at least one of the following and may be chosen for more than one of the following options:**

- a. **If applicable, provide a brief description with supporting data** that identifies specific programs or circumstances within the school system that may contribute to higher enrollments of students identified with significant cognitive disabilities that would result in an alternate assessment participation rate in excess of 1.0 percent. (Example: The school system has schools, community and/or health facilities that draw large numbers of students with significant cognitive disabilities.):

At Dwight D. Eisenhower, the special education department includes a high percentage of students classified as students with low incidence disabilities. According to our Oct. 1 Count – 2018, the enrollment included the following: 11 students classified as students with Intellectual Disabilities and 14 students classified as students with Autism Spectrum Disorders. Procedures for enrollment are not directed by InspireNOLA Charter Schools. All students are enrolled according to the policies and procedures outlined by New Orleans Public Schools.

- b. **If applicable, briefly describe** how a small overall student enrollment in the school system contributes to the likelihood that even a small number of students found eligible to participate in the alternate assessment would result in a participation rate in excess of 1.0 percent (Example: The total tested population is less than 300 and the total number of students participating in the alternate assessment is 3 or less.):



The enrollment for Dwight D. Eisenhower for school year 2018 – 2019 was 705 students. The students who were assessed through LEAP Connect was identified via results of the cognitive ability and/or adaptive behavior assessments.

2. By submitting this form, the school system assures that it is taking these required actions:

The school system verifies that all students participating in the alternate assessment meet Louisiana's participation criteria.

The school system verifies that any disproportionality in the percentage of students in any subgroup taking the alternate assessment will be addressed.

**Required Signatures\***

|  |                      |
|--|----------------------|
| <b>Special Education Director Signature*:</b><br> | <b>Date:</b> 8/13/19 |
| <b>Printed Name: Dianne Lewis</b>  |                      |
| <b>Superintendent Signature*:</b><br>             | <b>Date:</b> 8/13/19 |
| <b>Printed Name: Jamar McKneely</b>  |                      |

\*Original signatures should be kept on file at the school system.

To submit this the justification form via email electronically click

To save the justification form as a PDF click