

SCHOOL SYSTEM ALTERNATE ASSESSMENT PARTICIPATION JUSTIFICATION

The Department provided 2020-2021 school year alternate assessment data to school systems for review. If your school system assessed more than 1.0 percent of students on the alternate assessment in the 2020-2021 school year, LDOE anticipates that your school system will assess more than 1.0 percent of students on the alternate assessment in the 2021-2022 school year. School systems that exceed the 1.0 percent threshold must complete a justification and request a participation review. ESSA requires the Department to make these justifications publicly available, provided that it does not reveal personally identifiable information about an individual student.

School System: Allen Parish School Board (002)

Enter the percentage of students who participated in the alternate assessment during the 2020-2021 school year. This information was disseminated to your school system via FTP on or before January 11, 2022.

	Participation Percentage for the 2020-2021 SY	
ELA: LEAP Connect Participation	1.20	%
Math: LEAP Connect Participation	1.20	%
Science: LAA 1 Participation	0.80	%

1. Explain why the school system exceeded an alternate assessment participation rate of 1.0 percent for the 2020-2021 school year. School systems must select **NA (Not Applicable)** or **Applicable** for each option below. **Applicable** must be chosen for at least one of the following and may be chosen for more than one of the following options:

NA

- a. If applicable, provide a brief description with supporting data that identifies specific programs or circumstances within the school system that may contribute to higher enrollments of students identified with significant cognitive disabilities that would result in an alternate assessment participation rate in excess of 1.0 percent. (Example: The school system has schools, community and/or health facilities that draw large numbers of students with significant cognitive disabilities.):

[Redacted area for response to question 1a]

NA

- b. If applicable, briefly describe how a small overall student enrollment in the school system contributes to the likelihood that even a small number of students found eligible to participate in the alternate assessment would result in a participation rate in excess of 1.0 percent. (Example: The total tested population is less than 300 and the total number of students participating in the alternate assessment is 3 or less.):

[Redacted area for response to question 1b]

Applicable





- c. If applicable, briefly describe any other or additional justification of variables that may contribute to the school system's alternate assessment participation rate in excess of 1.0 percent:

Allen Parish houses a Federal Correctional Complex, Federal Detention Center and a State operated correctional center. Often times family members of incarcerated individuals relocate to our district to be close to their family. In many instances their children have been determined to participate in Alternate Assessment.

2. By submitting this form, the school system assures that it is taking these required actions:

- The school system verifies that all students participating in the alternate assessment meet Louisiana's participation criteria.
- The school system verifies that any disproportionality in the percentage of students in any subgroup taking the alternate assessment will be addressed.

Required Signatures*

Special Education Director Signature*: 	Date: 02-17-22
Printed Name: K. Scott LeJeune	
Superintendent Signature*: 	Date: 2-17-2022
Printed Name: J. Kent Reed	

SCHOOL SYSTEM ALTERNATE ASSESSMENT PARTICIPATION JUSTIFICATION

The Department provided 2020-2021 school year alternate assessment data to school systems for review. If your school system assessed more than 1.0 percent of students on the alternate assessment in the 2020-2021 school year, LDOE anticipates that your school system will assess more than 1.0 percent of students on the alternate assessment in the 2021-2022 school year. School systems that exceed the 1.0 percent threshold must complete a justification and request a participation review. ESSA requires the Department to make these justifications publicly available, provided that it does not reveal personally identifiable information about an individual student.

School System: Foundation Preparatory Academy

Enter the percentage of students who participated in the alternate assessment during the 2020-2021 school year. This information was disseminated to your school system via FTP on or before January 11, 2022.

	Participation Percentage for the 2020-2021 SY
ELA: LEAP Connect Participation	3.50 %
Math: LEAP Connect Participation	3.50 %
Science: LAA 1 Participation	0.70 %

1. Explain why the school system exceeded an alternate assessment participation rate of 1.0 percent for the 2020-2021 school year. School systems must select **NA (Not Applicable)** or **Applicable** for each option below. **Applicable** must be chosen for at least one of the following and may be chosen for more than one of the following options:

Applicable

- a. If applicable, provide a brief description with supporting data that identifies specific programs or circumstances within the school system that may contribute to higher enrollments of students identified with significant cognitive disabilities that would result in an alternate assessment participation rate in excess of 1.0 percent. (Example: The school system has schools, community and/or health facilities that draw large numbers of students with significant cognitive disabilities.):

The current enrollment at Foundation Prep was partially composed of students from two schools that merged. One of the schools aimed to specialize in the instruction of students with special education needs and advertised accordingly. Continued reputation and an open enrollment system has led to a greater than typical number of students with low incidence disabilities.

Applicable

- b. If applicable, briefly describe how a small overall student enrollment in the school system contributes to the likelihood that even a small number of students found eligible to participate in the alternate assessment would result in a participation rate in excess of 1.0 percent. (Example: The total tested population is less than 300 and the total number of students participating in the alternate assessment is 3 or less.):

During the 2020-2021 school year, Foundation Prep had 143 testers 5 who tested LEAP Connect. The school's historical enrollment of students with low incidence disabilities along with a focus on small class sizes for all students has led to a LEAP connect participation rate over 1%.



NA

- c. If applicable, briefly describe any other or additional justification of variables that may contribute to the school system's alternate assessment participation rate in excess of 1.0 percent:

2. By submitting this form, the school system assures that it is taking these required actions:

- The school system verifies that all students participating in the alternate assessment meet Louisiana's participation criteria.
- The school system verifies that any disproportionality in the percentage of students in any subgroup taking the alternate assessment will be addressed.

Required Signatures*

Special Education Director Signature*: 	Date: 2/17/22
Printed Name: Michael Vance	
Superintendent Signature*: 	Date: 2/17/22
Printed Name: Myrialis King	

SCHOOL SYSTEM ALTERNATE ASSESSMENT PARTICIPATION JUSTIFICATION

The Department provided 2020-2021 school year alternate assessment data to school systems for review. If your school system assessed more than 1.0 percent of students on the alternate assessment in the 2020-2021 school year, LDOE anticipates that your school system will assess more than 1.0 percent of students on the alternate assessment in the 2021-2022 school year. School systems that exceed the 1.0 percent threshold must complete a justification and request a participation review. ESSA requires the Department to make these justifications publicly available, provided that it does not reveal personally identifiable information about an individual student.

School System: **Assumption Parish Schools**

Enter the percentage of students who participated in the alternate assessment during the 2020-2021 school year. This information was disseminated to your school system via FTP on or before January 11, 2022.

	Participation Percentage for the 2020-2021 SY	
ELA: LEAP Connect Participation	2.4	%
Math: LEAP Connect Participation	2.4	%
Science: LAA 1 Participation	1.3	%

1. Explain why the school system exceeded an alternate assessment participation rate of 1.0 percent for the 2020-2021 school year. **School systems must select NA (Not Applicable) or Applicable for each option below. Applicable must be chosen for at least one of the following and may be chosen for more than one of the following options:**

Applicable

- a. **If applicable, provide a brief description with supporting data that identifies specific programs or circumstances within the school system that may contribute to higher enrollments of students identified with significant cognitive disabilities that would result in an alternate assessment participation rate in excess of 1.0 percent. (Example: The school system has schools, community and/or health facilities that draw large numbers of students with significant cognitive disabilities.):**

A. Our district serves many students with significant cognitive impairments. The decision to administer the alternate assessment to some of our students is made after careful consideration and thorough review of all available information (including evaluations, classroom performance, teach/parent input and previous performance on the alternate assessment, if applicable). According to federal and state guidelines, students that meet eligibility for special education services due to a significant cognitive impairment, Bulletin 1530, are eligible to take the alternate assessment. The Assumption Parish School District follows state and federal administrative rules when identifying students who are eligible to take the alternate assessment. We review special education evaluation results used to identify students with a cognitive impairment. Based on special education evaluation information, IEP teams (including parents), determine whether the individual student should take the alternate assessment due to a cognitive impairment. Due to the nature of the student's disability and focus of their instruction, the majority of the IEP teams determine that the alternate assessment is the most appropriate test to measure proficiency and progress. It is an IEP team decision whether a student should take the alternative assessment based on all relevant data the team has to review. Based on a data review from 2019-2020 compared to 2020-2021 our numbers increased by 6 students identified. This can be attributed to gaps in instruction and regression from school closures and virtual learning.

Applicable

- b. **If applicable, briefly describe how a small overall student enrollment in the school system contributes to the likelihood that even a small number of students found eligible to participate in the alternate assessment would result in a participation rate in excess of 1.0 percent. (Example: The total tested population is less than 300 and the total number of students participating in the alternate assessment is 3 or less.):**

B. Assumption Parish School system is a rural district that is spread out with miles between each small community school. The total tested population for 2020-2021 was 1480 with only 36 students testing LEAP Connect. However, with the breakdown of some of our schools with smaller enrollment numbers we are contributing the excess of the 1.0% cap to those schools. Small schools configuration: Belle Rose Middle's enrollment decreased by 4 students but LEAP connect students numbers remained the same (134 tested; 4 LC); Assumption High School had 203 tested with 11 LEAP Connect.



NA

- c. **If applicable, briefly describe any other or additional justification of variables that may contribute to the school system's alternate assessment participation rate in excess of 1.0 percent:**

2. By submitting this form, the school system assures that it is taking these required actions:

- The school system verifies that all students participating in the alternate assessment meet Louisiana's participation criteria.
- The school system verifies that any disproportionality in the percentage of students in any subgroup taking the alternate assessment will be addressed.

Required Signatures*

Special Education Director Signature*:		Date: 02/17/2022
Printed Name:	Margaret S. Cage	
Superintendent Signature*:		Date: 02/17/2022
Printed Name:	John Barthelemy	

SCHOOL SYSTEM ALTERNATE ASSESSMENT PARTICIPATION JUSTIFICATION

The Department provided 2020-2021 school year alternate assessment data to school systems for review. If your school system assessed more than 1.0 percent of students on the alternate assessment in the 2020-2021 school year, LDOE anticipates that your school system will assess more than 1.0 percent of students on the alternate assessment in the 2021-2022 school year. School systems that exceed the 1.0 percent threshold must complete a justification and request a participation review. ESSA requires the Department to make these justifications publicly available, provided that it does not reveal personally identifiable information about an individual student.

School System: **Avoyelles**

Enter the percentage of students who participated in the alternate assessment during the 2020-2021 school year. This information was disseminated to your school system via FTP on or before February 18, 2022.

	Participation Percentage for the 2020-2021 SY	
ELA: LEAP Connect Participation	1.9	%
Math: LEAP Connect Participation	1.8	%
Science: LAA 1 Participation	.8	%

1. Explain why the school system exceeded an alternate assessment participation rate of 1.0 percent for the 2020-2021 school year. **School systems must select NA (Not Applicable) or Applicable for each option below. Applicable must be chosen for at least one of the following and may be chosen for more than one of the following options:**

NA

a. **If applicable, provide a brief description with supporting data** that identifies specific programs or circumstances within the school system that may contribute to higher enrollments of students identified with significant cognitive disabilities that would result in an alternate assessment participation rate in excess of 1.0 percent. (Example: The school system has schools, community and/or health facilities that draw large numbers of students with significant cognitive disabilities.):

[Redacted area]

b. **If applicable, briefly describe** how a small overall student enrollment in the school system contributes to the likelihood that even a small number of students found eligible to participate in the alternate assessment would result in a participation rate in excess of 1.0 percent. (Example: The total tested population is less than 300 and the total number of students participating in the alternate assessment is 3 or less.):

When reviewing the sub group categories by school, every sub group category has less than 300 students, therefore a small overall student enrollment in the school system contributes to the likelihood that even a small number of students found eligible to participate in the alternate assessment would result in a participation rate in excess of 1%. For example, at BELA, subgroup white, only 1 student tested in ELA out of 27 total testers resulting in 3.7%

NA

c. **If applicable, briefly describe any other or additional justification of variables** that may contribute to the school system's alternate assessment participation rate in excess of 1.0 percent:

[Redacted area]

2. By submitting this form, the school system assures that it is taking these required actions:

- The school system verifies that all students participating in the alternate assessment meet Louisiana's participation criteria.
- The school system verifies that any disproportionality in the percentage of students in any subgroup taking the alternate assessment will be addressed.

Required Signatures*

Special Education Director Signature*:	<i>Dawn Pitre</i>	Date:	<i>2-11-2022</i>
Printed Name:	<i>Dawn Pitre</i>		
Superintendent Signature*:	<i>Karen L. Tutor</i>	Date:	<i>2/11/2022</i>
Printed Name:	<i>Karen L. Tutor</i>		

SCHOOL SYSTEM ALTERNATE ASSESSMENT PARTICIPATION JUSTIFICATION

The Department provided 2020-2021 school year alternate assessment data to school systems for review. If your school system assessed more than 1.0 percent of students on the alternate assessment in the 2020-2021 school year, LDOE anticipates that your school system will assess more than 1.0 percent of students on the alternate assessment in the 2021-2022 school year. School systems that exceed the 1.0 percent threshold must complete a justification and request a participation review. ESSA requires the Department to make these justifications publicly available, provided that it does not reveal personally identifiable information about an individual student.

School System: Beauregard Parish Schools

Enter the percentage of students who participated in the alternate assessment during the 2020-2021 school year. This information was disseminated to your school system via FTP on or before January 11, 2022.

	Participation Percentage for the 2020-2021 SY	
ELA: LEAP Connect Participation	1.20	%
Math: LEAP Connect Participation	1.20	%
Science: LAA 1 Participation	0.00	%

1. Explain why the school system exceeded an alternate assessment participation rate of 1.0 percent for the 2020-2021 school year. **School systems must select NA (Not Applicable) or Applicable for each option below. Applicable must be chosen for at least one of the following and may be chosen for more than one of the following options:**

Applicable

- a. **If applicable, provide a brief description with supporting data** that identifies specific programs or circumstances within the school system that may contribute to higher enrollments of students identified with significant cognitive disabilities that would result in an alternate assessment participation rate in excess of 1.0 percent. (Example: The school system has schools, community and/or health facilities that draw large numbers of students with significant cognitive disabilities.):
We are a small rural school district which is adjacent to a parish with a military base (Ft. Polk) with students coming in from across the United States. Also, due to various hurricanes students have moved into our district.

NA

- b. **If applicable, briefly describe** how a small overall student enrollment in the school system contributes to the likelihood that even a small number of students found eligible to participate in the alternate assessment would result in a participation rate in excess of 1.0 percent. (Example: The total tested population is less than 300 and the total number of students participating in the alternate assessment is 3 or less.):

NA

- c. **If applicable, briefly describe any other or additional justification of variables** that may contribute to the school system's alternate assessment participation rate in excess of 1.0 percent:

2. By submitting this form, the school system assures that it is taking these required actions:

- ✓ The school system verifies that all students participating in the alternate assessment meet Louisiana's participation criteria.
- ✓ The school system verifies that any disproportionality in the percentage of students in any subgroup taking the alternate assessment will be addressed.

Required Signatures*

Special Education Director Signature*: <i>Mac A. Spikes</i>		Date: 1/26/2022
Printed Name: Mac A. Spikes		
Superintendent Signature*: <i>Timothy J. Cooley</i>		Date: 1/26/2022
Printed Name: Timothy J. Cooley		

SCHOOL SYSTEM ALTERNATE ASSESSMENT PARTICIPATION JUSTIFICATION

The Department provided 2020-2021 school year alternate assessment data to school systems for review. If your school system assessed more than 1.0 percent of students on the alternate assessment in the 2020-2021 school year, LDOE anticipates that your school system will assess more than 1.0 percent of students on the alternate assessment in the 2021-2022 school year. School systems that exceed the 1.0 percent threshold must complete a justification and request a participation review. ESSA requires the Department to make these justifications publicly available, provided that it does not reveal personally identifiable information about an individual student.

School System: [REDACTED]

Enter the percentage of students who participated in the alternate assessment during the 2020-2021 school year. This information was disseminated to your school system via FTP on or before January 11, 2022.

	Participation Percentage for the 2020-2021 SY
ELA: LEAP Connect Participation	[REDACTED] %
Math: LEAP Connect Participation	[REDACTED] %
Science: LAA 1 Participation	[REDACTED] %

1. Explain why the school system exceeded an alternate assessment participation rate of 1.0 percent for the 2020-2021 school year. School systems must select NA (Not Applicable) or Applicable for each option below. Applicable must be chosen for at least one of the following and may be chosen for more than one of the following options:

- a. If applicable, provide a brief description with supporting data that identifies specific programs or circumstances within the school system that may contribute to higher enrollments of students identified with significant cognitive disabilities that would result in an alternate assessment participation rate in excess of 1.0 percent. (Example: The school system has schools, community and/or health facilities that draw large numbers of students with significant cognitive disabilities.):

[REDACTED]

- b. If applicable, briefly describe how a small overall student enrollment in the school system contributes to the likelihood that even a small number of students found eligible to participate in the alternate assessment would result in a participation rate in excess of 1.0 percent. (Example: The total tested population is less than 300 and the total number of students participating in the alternate assessment is 3 or less.):

[REDACTED]

- c. If applicable, briefly describe any other or additional justification of variables that may contribute to the school system's alternate assessment participation rate in excess of 1.0 percent:

[REDACTED]

2. By submitting this form, the school system assures that it is taking these required actions:

- The school system verifies that all students participating in the alternate assessment meet Louisiana's participation criteria.
- The school system verifies that any disproportionality in the percentage of students in any subgroup taking the alternate assessment will be addressed.

Required Signatures*

Special Education Director Signature*: [Redacted Signature]	Date: [Redacted Date]
Printed Name: [Redacted Name]	
Superintendent Signature*: [Redacted Signature]	Date: [Redacted Date]
Printed Name: [Redacted Name]	

SCHOOL SYSTEM ALTERNATE ASSESSMENT PARTICIPATION JUSTIFICATION

The Department provided 2020-2021 school year alternate assessment data to school systems for review. If your school system assessed more than 1.0 percent of students on the alternate assessment in the 2020-2021 school year, LDOE anticipates that your school system will assess more than 1.0 percent of students on the alternate assessment in the 2021-2022 school year. School systems that exceed the 1.0 percent threshold must complete a justification and request a participation review. ESSA requires the Department to make these justifications publicly available, provided that it does not reveal personally identifiable information about an individual student.

School System: **Bossier Parish School System**

Enter the percentage of students who participated in the alternate assessment during the 2020-2021 school year. This information was disseminated to your school system via FTP on or before January 11, 2022.

	Participation Percentage for the 2020-2021 SY
ELA: LEAP Connect Participation	1.30 %
Math: LEAP Connect Participation	1.30 %
Science: LAA 1 Participation	0.60 %

1. Explain why the school system exceeded an alternate assessment participation rate of 1.0 percent for the 2020-2021 school year. School systems must select **NA (Not Applicable)** or **Applicable** for each option below. **Applicable** must be chosen for at least one of the following and may be chosen for more than one of the following options:

Applicable

- a. If applicable, provide a brief description with supporting data that identifies specific programs or circumstances within the school system that may contribute to higher enrollments of students identified with significant cognitive disabilities that would result in an alternate assessment participation rate in excess of 1.0 percent. (Example: The school system has schools, community and/or health facilities that draw large numbers of students with significant cognitive disabilities.):

Bossier Parish School System provides educational services to families of Barksdale Air Force. Bossier's reputation for serving students so well increases the number of families who have students with significant needs being transferred to this base.

Applicable

- b. If applicable, briefly describe how a small overall student enrollment in the school system contributes to the likelihood that even a small number of students found eligible to participate in the alternate assessment would result in a participation rate in excess of 1.0 percent. (Example: The total tested population is less than 300 and the total number of students participating in the alternate assessment is 3 or less.):

In two subgroups, the small number of students testing in that group mathematically explains the large percentages. There were a total of 76 homeless students and 2 of those took the alternate assessment revealing 2.6%. There were a total of 34 homeless students and 4 of those took the alternate assessment revealing 11.8%.

Applicable




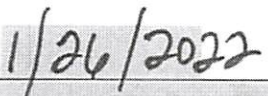
- c. If applicable, briefly describe any other or additional justification of variables that may contribute to the school system's alternate assessment participation rate in excess of 1.0 percent:

Bossier Parish Schools will continue to serve students in need as they move into our community through the Foster Care System or are transferred here through the Air Force Base.

2. By submitting this form, the school system assures that it is taking these required actions:

- The school system verifies that all students participating in the alternate assessment meet Louisiana's participation criteria.
- The school system verifies that any disproportionality in the percentage of students in any subgroup taking the alternate assessment will be addressed.

Required Signatures*

Special Education Director Signature*: 	Date: 
Printed Name: Lillian Holley	
Superintendent Signature*: 	Date: 
Printed Name: Mitch Downey	

SCHOOL SYSTEM ALTERNATE ASSESSMENT PARTICIPATION JUSTIFICATION

The Department provided 2020-2021 school year alternate assessment data to school systems for review. If your school system assessed more than 1.0 percent of students on the alternate assessment in the 2020-2021 school year, LDOE anticipates that your school system will assess more than 1.0 percent of students on the alternate assessment in the 2021-2022 school year. School systems that exceed the 1.0 percent threshold must complete a justification and request a participation review. ESSA requires the Department to make these justifications publicly available, provided that it does not reveal personally identifiable information about an individual student.

School System: CADDO PARISH

Enter the percentage of students who participated in the alternate assessment during the 2020-2021 school year. This information was disseminated to your school system via FTP on or before January 11, 2022.

	Participation Percentage for the 2020-2021 SY
ELA: LEAP Connect Participation	1.60 %
Math: LEAP Connect Participation	1.60 %
Science: LAA 1 Participation	0.70 %

1. Explain why the school system exceeded an alternate assessment participation rate of 1.0 percent for the 2020-2021 school year. **School systems must select NA (Not Applicable) or Applicable for each option below. Applicable must be chosen for at least one of the following and may be chosen for more than one of the following options:**

Applicable

- a. **If applicable, provide a brief description with supporting data** that identifies specific programs or circumstances within the school system that may contribute to higher enrollments of students identified with significant cognitive disabilities that would result in an alternate assessment participation rate in excess of 1.0 percent. (Example: The school system has schools, community and/or health facilities that draw large numbers of students with significant cognitive disabilities.):

Caddo Parish School system has schools, community and health facilities that draw large numbers of students with significant cognitive disabilities. The health facilities include but are not limited to the following: The ARC, Holy Angels Residential Facility and Ochsner LSU Health.

NA

- b. **If applicable, briefly describe** how a small overall student enrollment in the school system contributes to the likelihood that even a small number of students found eligible to participate in the alternate assessment would result in a participation rate in excess of 1.0 percent. (Example: The total tested population is less than 300 and the total number of students participating in the alternate assessment is 3 or less.):



NA

- c. **If applicable, briefly describe any other or additional justification of variables** that may contribute to the school system's alternate assessment participation rate in excess of 1.0 percent:

2. By submitting this form, the school system assures that it is taking these required actions:

- The school system verifies that all students participating in the alternate assessment meet Louisiana's participation criteria.
- The school system verifies that any disproportionality in the percentage of students in any subgroup taking the alternate assessment will be addressed.

Required Signatures*

Special Education Director Signature*:		Date: Feb. 9, 2022
Printed Name:	Dr. Shelia Lockett	
Superintendent Signature*:		Date: FEB 09 2022
Printed Name:	Dr. T. Lamar Goree	

SCHOOL SYSTEM ALTERNATE ASSESSMENT PARTICIPATION JUSTIFICATION

The Department provided 2020-2021 school year alternate assessment data to school systems for review. If your school system assessed more than 1.0 percent of students on the alternate assessment in the 2020-2021 school year, LDOE anticipates that your school system will assess more than 1.0 percent of students on the alternate assessment in the 2021-2022 school year. School systems that exceed the 1.0 percent threshold must complete a justification and request a participation review. ESSA requires the Department to make these justifications publicly available, provided that it does not reveal personally identifiable information about an individual student.

School System: Calcasieu Parish School Board

Enter the percentage of students who participated in the alternate assessment during the 2020-2021 school year. This information was disseminated to your school system via FTP on or before January 11, 2022.

	Participation Percentage for the 2020-2021 SY
ELA: LEAP Connect Participation	1.20 %
Math: LEAP Connect Participation	1.10 %
Science: LAA 1 Participation	0.70 %

1. Explain why the school system exceeded an alternate assessment participation rate of 1.0 percent for the 2020-2021 school year. **School systems must select NA (Not Applicable) or Applicable for each option below. Applicable must be chosen for at least one of the following and may be chosen for more than one of the following options:**

Applicable

- a. **If applicable, provide a brief description with supporting data** that identifies specific programs or circumstances within the school system that may contribute to higher enrollments of students identified with significant cognitive disabilities that would result in an alternate assessment participation rate in excess of 1.0 percent. (Example: The school system has schools, community and/or health facilities that draw large numbers of students with significant cognitive disabilities.):

Calcasieu Parish School Board has several nonpublic and charter schools in the area that will not provide instruction and support to students with moderate and significant cognitive disabilities, resulting in higher enrollments of students in these identified areas. The community and school system has a reputation of supporting students with moderate and significant cognitive disabilities from birth to post secondary, with programs such as CARC, OCDD, FHF, LRS, and other community organizations located within the region.

NA

- b. **If applicable, briefly describe** how a small overall student enrollment in the school system contributes to the likelihood that even a small number of students found eligible to participate in the alternate assessment would result in a participation rate in excess of 1.0 percent. (Example: The total tested population is less than 300 and the total number of students participating in the alternate assessment is 3 or less.):

NA

- c. **If applicable, briefly describe any other or additional justification of variables** that may contribute to the school system's alternate assessment participation rate in excess of 1.0 percent:

2. By submitting this form, the school system assures that it is taking these required actions:

- The school system verifies that all students participating in the alternate assessment meet Louisiana's participation criteria.
- The school system verifies that any disproportionality in the percentage of students in any subgroup taking the alternate assessment will be addressed.

Required Signatures*

Special Education Director Signature*:	<i>Betty J. Washington</i>
	Date: <i>2/8/2022</i>
Printed Name: Betty J. Washington	
Superintendent Signature*:	<i>Karl Bruchhaus</i>
	Date: <i>2/8/2022</i>
Printed Name: Karl Bruchhaus	

SCHOOL SYSTEM ALTERNATE ASSESSMENT PARTICIPATION JUSTIFICATION

The Department provided 2020-2021 school year alternate assessment data to school systems for review. If your school system assessed more than 1.0 percent of students on the alternate assessment in the 2020-2021 school year, LDOE anticipates that your school system will assess more than 1.0 percent of students on the alternate assessment in the 2021-2022 school year. School systems that exceed the 1.0 percent threshold must complete a justification and request a participation review. ESSA requires the Department to make these justifications publicly available, provided that it does not reveal personally identifiable information about an individual student.

School System: **Claiborne**

Enter the percentage of students who participated in the alternate assessment during the 2020-2021 school year. This information was disseminated to your school system via FTP on or before January 11, 2022.

	Participation Percentage for the 2020-2021 SY
ELA: LEAP Connect Participation	1.60 %
Math: LEAP Connect Participation	1.60 %
Science: LAA 1 Participation	0.50 %

1. Explain why the school system exceeded an alternate assessment participation rate of 1.0 percent for the 2020-2021 school year. School systems must select **NA (Not Applicable)** or **Applicable** for each option below. **Applicable** must be chosen for at least one of the following and may be chosen for more than one of the following options:

NA

a. **If applicable, provide a brief description with supporting data** that identifies specific programs or circumstances within the school system that may contribute to higher enrollments of students identified with significant cognitive disabilities that would result in an alternate assessment participation rate in excess of 1.0 percent. (Example: The school system has schools, community and/or health facilities that draw large numbers of students with significant cognitive disabilities.):

[Redacted area for response to option a]

Applicable

b. **If applicable, briefly describe** how a small overall student enrollment in the school system contributes to the likelihood that even a small number of students found eligible to participate in the alternate assessment would result in a participation rate in excess of 1.0 percent. (Example: The total tested population is less than 300 and the total number of students participating in the alternate assessment is 3 or less.):

The Claiborne Parish School District applies the state LEAP Connect criteria, student's progress, evaluation results, and placement to make IEP team decisions about assessment participation. The district honors the decision of the IEP team based on each student's individual needs. Claiborne Parish is a relatively small school district with approximately 900 students participating in state testing last year. Our total number of students participating in alternate assessment was 14 which put us over the 1.0% cap.

NA

c. **If applicable, briefly describe any other or additional justification of variables** that may contribute to the school system's alternate assessment participation rate in excess of 1.0 percent:

[Redacted area for response to option c]

2. By submitting this form, the school system assures that it is taking these required actions:

- The school system verifies that all students participating in the alternate assessment meet Louisiana's participation criteria.
- The school system verifies that any disproportionality in the percentage of students in any subgroup taking the alternate assessment will be addressed.

Required Signatures*

Special Education Director Signature*: <i>Mary G. Prior</i>	Date: 2/15/22
Printed Name: Mary G. Prior	
Superintendent Signature*: <i>William Kennedy</i>	Date: 2/15/22
Printed Name: William Kennedy	

SCHOOL SYSTEM ALTERNATE ASSESSMENT PARTICIPATION JUSTIFICATION

The Department provided 2020-2021 school year alternate assessment data to school systems for review. If your school system assessed more than 1.0 percent of students on the alternate assessment in the 2020-2021 school year, LDOE anticipates that your school system will assess more than 1.0 percent of students on the alternate assessment in the 2021-2022 school year. School systems that exceed the 1.0 percent threshold must complete a justification and request a participation review. ESSA requires the Department to make these justifications publicly available, provided that it does not reveal personally identifiable information about an individual student.

School System: Concordia Parish

Enter the percentage of students who participated in the alternate assessment during the 2020-2021 school year. This information was disseminated to your school system via FTP on or before January 11, 2022.

	Participation Percentage for the 2020-2021 SY	
ELA: LEAP Connect Participation	97.10	%
Math: LEAP Connect Participation	97.10	%
Science: LAA 1 Participation	100.00	%

1. Explain why the school system exceeded an alternate assessment participation rate of 1.0 percent for the 2020-2021 school year. **School systems must select NA (Not Applicable) or Applicable for each option below. Applicable must be chosen for at least one of the following and may be chosen for more than one of the following options:**

NA

- a. **If applicable, provide a brief description with supporting data** that identifies specific programs or circumstances within the school system that may contribute to higher enrollments of students identified with significant cognitive disabilities that would result in an alternate assessment participation rate in excess of 1.0 percent. (Example: The school system has schools, community and/or health facilities that draw large numbers of students with significant cognitive disabilities.):

[Redacted]

NA

- b. **If applicable, briefly describe** how a small overall student enrollment in the school system contributes to the likelihood that even a small number of students found eligible to participate in the alternate assessment would result in a participation rate in excess of 1.0 percent. (Example: The total tested population is less than 300 and the total number of students participating in the alternate assessment is 3 or less.):

[Redacted]

NA



- c. **If applicable, briefly describe any other or additional justification of variables** that may contribute to the school system's alternate assessment participation rate in excess of 1.0 percent:

Our LEAP Connector participation rate is higher than our "All Tester" rate. The percentages are as follows: ELA All - 95.4% /ELA Connector - 97.1% - Math All - 94.9%/Math Connector - 99.1%- Science All - 94.8%/Science Connect-100%.

2. By submitting this form, the school system assures that it is taking these required actions:

- The school system verifies that all students participating in the alternate assessment meet Louisiana's participation criteria.
- The school system verifies that any disproportionality in the percentage of students in any subgroup taking the alternate assessment will be addressed.

Required Signatures*

Special Education Director Signature*:		Date: 1/31/20
Printed Name:	Mary Huba	
Superintendent Signature*:		Date: 1/31/20
Printed Name:	Toyra Watson	

SCHOOL SYSTEM ALTERNATE ASSESSMENT PARTICIPATION JUSTIFICATION

The Department provided 2020-2021 school year alternate assessment data to school systems for review. If your school system assessed more than 1.0 percent of students on the alternate assessment in the 2020-2021 school year, LDOE anticipates that your school system will assess more than 1.0 percent of students on the alternate assessment in the 2021-2022 school year. School systems that exceed the 1.0 percent threshold must complete a justification and request a participation review. ESSA requires the Department to make these justifications publicly available, provided that it does not reveal personally identifiable information about an individual student.

School System: East Baton Rouge Parish School System

Enter the percentage of students who participated in the alternate assessment during the 2020-2021 school year. This information was disseminated to your school system via FTP on or before January 11, 2022.

	Participation Percentage for the 2020-2021 SY
ELA: LEAP Connect Participation	1.50 %
Math: LEAP Connect Participation	1.50 %
Science: LAA 1 Participation	1.70 %

1. Explain why the school system exceeded an alternate assessment participation rate of 1.0 percent for the 2020-2021 school year. **School systems must select NA (Not Applicable) or Applicable for each option below. Applicable must be chosen for at least one of the following and may be chosen for more than one of the following options:**

Applicable

- a. **If applicable, provide a brief description with supporting data** that identifies specific programs or circumstances within the school system that may contribute to higher enrollments of students identified with significant cognitive disabilities that would result in an alternate assessment participation rate in excess of 1.0 percent. (Example: The school system has schools, community and/or health facilities that draw large numbers of students with significant cognitive disabilities.):

The school system has schools, headstart facilities, and health facilities that draw large numbers of students with significant cognitive disabilities. Parents, guardians and caregivers continue to enroll their students with significant disabilities in our school system all year. It is also the second largest urban district in the state. As of January 2022, there are 3,947 students with disabilities out of the 41,372 students enrolled in our district.

NA

- b. **If applicable, briefly describe** how a small overall student enrollment in the school system contributes to the likelihood that even a small number of students found eligible to participate in the alternate assessment would result in a participation rate in excess of 1.0 percent. (Example: The total tested population is less than 300 and the total number of students participating in the alternate assessment is 3 or less.):


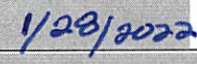

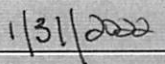
NA

- c. **If applicable, briefly describe any other or additional justification of variables** that may contribute to the school system's alternate assessment participation rate in excess of 1.0 percent:

2. By submitting this form, the school system assures that it is taking these required actions:

- The school system verifies that all students participating in the alternate assessment meet Louisiana's participation criteria.
- The school system verifies that any disproportionality in the percentage of students in any subgroup taking the alternate assessment will be addressed.

Required Signatures*

Special Education Director Signature*:		Date:	
Printed Name:	Elizabeth Taylor-Chapman		
Superintendent Signature*:		Date:	
Printed Name:	Dr. Sito Narcisse		

SCHOOL SYSTEM ALTERNATE ASSESSMENT PARTICIPATION JUSTIFICATION

The Department provided 2020-2021 school year alternate assessment data to school systems for review. If your school system assessed more than 1.0 percent of students on the alternate assessment in the 2020-2021 school year, LDOE anticipates that your school system will assess more than 1.0 percent of students on the alternate assessment in the 2021-2022 school year. School systems that exceed the 1.0 percent threshold must complete a justification and request a participation review. ESSA requires the Department to make these justifications publicly available, provided that it does not reveal personally identifiable information about an individual student.

School System: East Carroll Parish

Enter the percentage of students who participated in the alternate assessment during the 2020-2021 school year. This information was disseminated to your school system via FTP on or before January 11, 2022.

	Participation Percentage for the 2020-2021 SY
ELA: LEAP Connect Participation	2.70 %
Math: LEAP Connect Participation	2.60 %
Science: LAA 1 Participation	1.20 %

1. Explain why the school system exceeded an alternate assessment participation rate of 1.0 percent for the 2020-2021 school year. School systems must select **NA (Not Applicable)** or **Applicable** for each option below. **Applicable** must be chosen for at least one of the following and may be chosen for more than one of the following options:

Applicable

- a. If applicable, provide a brief description with supporting data that identifies specific programs or circumstances within the school system that may contribute to higher enrollments of students identified with significant cognitive disabilities that would result in an alternate assessment participation rate in excess of 1.0 percent. (Example: The school system has schools, community and/or health facilities that draw large numbers of students with significant cognitive disabilities.):

Our district is in an impoverished area. We do not have very many job opportunities for our community members therefore, most of the individuals who have the skills to obtain well paying jobs move away and those who lack these skills remain.

Applicable

- b. If applicable, briefly describe how a small overall student enrollment in the school system contributes to the likelihood that even a small number of students found eligible to participate in the alternate assessment would result in a participation rate in excess of 1.0 percent. (Example: The total tested population is less than 300 and the total number of students participating in the alternate assessment is 3 or less.):

The total tested population is 461 students in math and ELA. The total number of students participating in the alternate assessment is 12. In order for our district to be at or below the 1% threshold, our overall testing population would have to be at least 1200. Our district currently has a student population of 790.

Applicable

- c. If applicable, briefly describe any other or additional justification of variables that may contribute to the school system's alternate assessment participation rate in excess of 1.0 percent:

The East Carroll Parish School System's alternate assessment participation is higher than the 1% threshold because the community that we serve is in a high poverty zone, which increases the economically disadvantaged status of most families in the parish. As research has shown this can lead to low achievement in students.

2. By submitting this form, the school system assures that it is taking these required actions:

- The school system verifies that all students participating in the alternate assessment meet Louisiana's participation criteria.
- The school system verifies that any disproportionality in the percentage of students in any subgroup taking the alternate assessment will be addressed.

Required Signatures*

Special Education Director Signature*:	<i>Connyettia L. Nelson</i>	Date: 2/8/22
Printed Name:	Connyettia Nelson	
Superintendent Signature*:	<i>Meagan Brown</i>	Date: 2/8/22
Printed Name:	Meagan Brown	

SCHOOL SYSTEM ALTERNATE ASSESSMENT PARTICIPATION JUSTIFICATION

The Department provided 2020-2021 school year alternate assessment data to school systems for review. If your school system assessed more than 1.0 percent of students on the alternate assessment in the 2020-2021 school year, LDOE anticipates that your school system will assess more than 1.0 percent of students on the alternate assessment in the 2021-2022 school year. School systems that exceed the 1.0 percent threshold must complete a justification and request a participation review. ESSA requires the Department to make these justifications publicly available, provided that it does not reveal personally identifiable information about an individual student.

School System: East Feliciana Public Schools

Enter the percentage of students who participated in the alternate assessment during the 2020-2021 school year. This information was disseminated to your school system via FTP on or before January 11, 2022.

	Participation Percentage for the 2020-2021 SY	
ELA: LEAP Connect Participation	0.90	%
Math: LEAP Connect Participation	0.90	%
Science: LAA 1 Participation	0.50	%

1. Explain why the school system exceeded an alternate assessment participation rate of 1.0 percent for the 2020-2021 school year. **School systems must select NA (Not Applicable) or Applicable for each option below. Applicable must be chosen for at least one of the following and may be chosen for more than one of the following options:**

NA

- a. **If applicable, provide a brief description with supporting data** that identifies specific programs or circumstances within the school system that may contribute to higher enrollments of students identified with significant cognitive disabilities that would result in an alternate assessment participation rate in excess of 1.0 percent. (Example: The school system has schools, community and/or health facilities that draw large numbers of students with significant cognitive disabilities.):

[Redacted]

NA

- b. **If applicable, briefly describe** how a small overall student enrollment in the school system contributes to the likelihood that even a small number of students found eligible to participate in the alternate assessment would result in a participation rate in excess of 1.0 percent. (Example: The total tested population is less than 300 and the total number of students participating in the alternate assessment is 3 or less.):

[Redacted]

NA


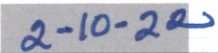


- c. **If applicable, briefly describe any other or additional justification of variables** that may contribute to the school system's alternate assessment participation rate in excess of 1.0 percent:

[Redacted]

2. By submitting this form, the school system assures that it is taking these required actions:

- The school system verifies that all students participating in the alternate assessment meet Louisiana's participation criteria.
- The school system verifies that any disproportionality in the percentage of students in any subgroup taking the alternate assessment will be addressed.

Required Signatures*

Special Education Director Signature*:		Date:	
Printed Name:	Latrice S. Smith		
Superintendent Signature*:		Date:	
Printed Name:	Keisha L. Netterville		

SCHOOL SYSTEM ALTERNATE ASSESSMENT PARTICIPATION JUSTIFICATION

The Department provided 2020-2021 school year alternate assessment data to school systems for review. If your school system assessed more than 1.0 percent of students on the alternate assessment in the 2020-2021 school year, LDOE anticipates that your school system will assess more than 1.0 percent of students on the alternate assessment in the 2021-2022 school year. School systems that exceed the 1.0 percent threshold must complete a justification and request a participation review. ESSA requires the Department to make these justifications publicly available, provided that it does not reveal personally identifiable information about an individual student.

School System: **Evangeline**

Enter the percentage of students who participated in the alternate assessment during the 2020-2021 school year. This information was disseminated to your school system via FTP on or before January 11, 2022.

	Participation Percentage for the 2020-2021 SY
ELA: LEAP Connect Participation	2.6 %
Math: LEAP Connect Participation	2.6 %
Science: LAA 1 Participation	1.2 %

1. Explain why the school system exceeded an alternate assessment participation rate of 1.0 percent for the 2020-2021 school year. **School systems must select NA (Not Applicable) or Applicable for each option below. Applicable must be chosen for at least one of the following and may be chosen for more than one of the following options:**

- a. **If applicable, provide a brief description with supporting data** that identifies specific programs or circumstances within the school system that may contribute to higher enrollments of students identified with significant cognitive disabilities that would result in an alternate assessment participation rate in excess of 1.0 percent. (Example: The school system has schools, community and/or health facilities that draw large numbers of students with significant cognitive disabilities.):

The school system is located in a parish that has identified 18.4% of its population as persons with disabilities and 24.5% are in poverty.

- b. **If applicable, briefly describe** how a small overall student enrollment in the school system contributes to the likelihood that even a small number of students found eligible to participate in the alternate assessment would result in a participation rate in excess of 1.0 percent. (Example: The total tested population is less than 300 and the total number of students participating in the alternate assessment is 3 or less.):

The total population is 5628 and the total number of students participating in alternate assessment is 77.

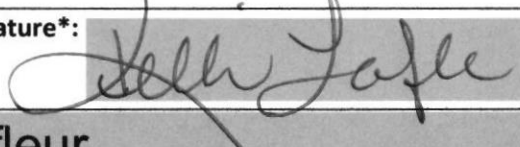
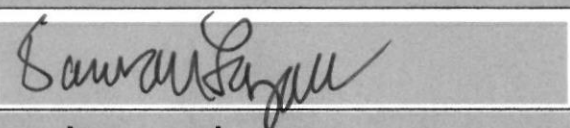
NA

- c. **If applicable, briefly describe any other or additional justification of variables** that may contribute to the school system's alternate assessment participation rate in excess of 1.0 percent:

2. By submitting this form, the school system assures that it is taking these required actions:

- The school system verifies that all students participating in the alternate assessment meet Louisiana's participation criteria.
- The school system verifies that any disproportionality in the percentage of students in any subgroup taking the alternate assessment will be addressed.

Required Signatures*

Special Education Director Signature*:	Date:
	01/27/2022
Printed Name: Kelli Lafleur	
Superintendent Signature*:	Date:
	1/28/2022
Printed Name: Darwan Lazard	

SCHOOL SYSTEM ALTERNATE ASSESSMENT PARTICIPATION JUSTIFICATION

The Department provided 2020-2021 school year alternate assessment data to school systems for review. If your school system assessed more than 1.0 percent of students on the alternate assessment in the 2020-2021 school year, LDOE anticipates that your school system will assess more than 1.0 percent of students on the alternate assessment in the 2021-2022 school year. School systems that exceed the 1.0 percent threshold must complete a justification and request a participation review. ESSA requires the Department to make these justifications publicly available, provided that it does not reveal personally identifiable information about an individual student.

School System: Franklin

Enter the percentage of students who participated in the alternate assessment during the 2020-2021 school year. This information was disseminated to your school system via FTP on or before January 11, 2022.

	Participation Percentage for the 2020-2021 SY
ELA: LEAP Connect Participation	2.20 %
Math: LEAP Connect Participation	2.20 %
Science: LAA 1 Participation	1.20 %

1. Explain why the school system exceeded an alternate assessment participation rate of 1.0 percent for the 2020-2021 school year. School systems must select **NA (Not Applicable)** or **Applicable** for each option below. **Applicable** must be chosen for at least one of the following and may be chosen for more than one of the following options:

NA

- a. If applicable, provide a brief description with supporting data that identifies specific programs or circumstances within the school system that may contribute to higher enrollments of students identified with significant cognitive disabilities that would result in an alternate assessment participation rate in excess of 1.0 percent. (Example: The school system has schools, community and/or health facilities that draw large numbers of students with significant cognitive disabilities.):

[Redacted area for response to option a]

Applicable

- b. If applicable, briefly describe how a small overall student enrollment in the school system contributes to the likelihood that even a small number of students found eligible to participate in the alternate assessment would result in a participation rate in excess of 1.0 percent. (Example: The total tested population is less than 300 and the total number of students participating in the alternate assessment is 3 or less.):

There are two private schools in our district that take many of our students. The student that choose to attend the public schools struggle with more significant disabilities.

NA

- c. If applicable, briefly describe any other or additional justification of variables that may contribute to the school system's alternate assessment participation rate in excess of 1.0 percent:

[Redacted area for response to option c]

2. By submitting this form, the school system assures that it is taking these required actions:

- The school system verifies that all students participating in the alternate assessment meet Louisiana's participation criteria.
- The school system verifies that any disproportionality in the percentage of students in any subgroup taking the alternate assessment will be addressed.

Required Signatures*

Special Education Director Signature*: <i>Barbara O McGuffee</i>	Date: 3/1/22
Printed Name: Barbara McGuffee	
Superintendent Signature*: <i>John Gullatt</i>	Date: 3/1/22
Printed Name: John Gullatt	

SCHOOL SYSTEM ALTERNATE ASSESSMENT PARTICIPATION JUSTIFICATION

The Department provided 2020-2021 school year alternate assessment data to school systems for review. If your school system assessed more than 1.0 percent of students on the alternate assessment in the 2020-2021 school year, LDOE anticipates that your school system will assess more than 1.0 percent of students on the alternate assessment in the 2021-2022 school year. School systems that exceed the 1.0 percent threshold must complete a justification and request a participation review. ESSA requires the Department to make these justifications publicly available, provided that it does not reveal personally identifiable information about an individual student.

School System: Grant Parish

Enter the percentage of students who participated in the alternate assessment during the 2020-2021 school year. This information was disseminated to your school system via FTP on or before January 11, 2022.

	Participation Percentage for the 2020-2021 SY
ELA: LEAP Connect Participation	1.70 %
Math: LEAP Connect Participation	1.70 %
Science: LAA 1 Participation	0.70 %

1. Explain why the school system exceeded an alternate assessment participation rate of 1.0 percent for the 2020-2021 school year. School systems must select **NA (Not Applicable)** or **Applicable** for each option below. **Applicable must be chosen for at least one of the following and may be chosen for more than one of the following options:**

NA

- a. If applicable, provide a brief description with supporting data that identifies specific programs or circumstances within the school system that may contribute to higher enrollments of students identified with significant cognitive disabilities that would result in an alternate assessment participation rate in excess of 1.0 percent. (Example: The school system has schools, community and/or health facilities that draw large numbers of students with significant cognitive disabilities.):

[Redacted]

Applicable

- b. If applicable, briefly describe how a small overall student enrollment in the school system contributes to the likelihood that even a small number of students found eligible to participate in the alternate assessment would result in a participation rate in excess of 1.0 percent. (Example: The total tested population is less than 300 and the total number of students participating in the alternate assessment is 3 or less.):

Our small student enrollment increases the likelihood that we will exceed the 1% even though a small number of students are found eligible. (26 LEAP Connect testers of 1556 total testers)

NA





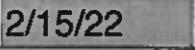

- c. If applicable, briefly describe any other or additional justification of variables that may contribute to the school system's alternate assessment participation rate in excess of 1.0 percent:

[Redacted]

2. By submitting this form, the school system assures that it is taking these required actions:

- The school system verifies that all students participating in the alternate assessment meet Louisiana's participation criteria.
- The school system verifies that any disproportionality in the percentage of students in any subgroup taking the alternate assessment will be addressed.

Required Signatures*

Special Education Director Signature*:		Date: 
Printed Name:		
Superintendent Signature*:		Date: 
Printed Name:		

SCHOOL SYSTEM ALTERNATE ASSESSMENT PARTICIPATION JUSTIFICATION

The Department provided 2020-2021 school year alternate assessment data to school systems for review. If your school system assessed more than 1.0 percent of students on the alternate assessment in the 2020-2021 school year, LDOE anticipates that your school system will assess more than 1.0 percent of students on the alternate assessment in the 2021-2022 school year. School systems that exceed the 1.0 percent threshold must complete a justification and request a participation review. ESSA requires the Department to make these justifications publicly available, provided that it does not reveal personally identifiable information about an individual student.

School System: Jackson Parish

Enter the percentage of students who participated in the alternate assessment during the 2020-2021 school year. This information was disseminated to your school system via FTP on or before January 11, 2022.

	Participation Percentage for the 2020-2021 SY
ELA: LEAP Connect Participation	1.10 %
Math: LEAP Connect Participation	1.10 %
Science: LAA 1 Participation	0.60 %

1. Explain why the school system exceeded an alternate assessment participation rate of 1.0 percent for the 2020-2021 school year. School systems must select NA (Not Applicable) or Applicable for each option below. Applicable must be chosen for at least one of the following and may be chosen for more than one of the following options:

Applicable

a. If applicable, provide a brief description with supporting data that identifies specific programs or circumstances within the school system that may contribute to higher enrollments of students identified with significant cognitive disabilities that would result in an alternate assessment participation rate in excess of 1.0 percent. (Example: The school system has schools, community and/or health facilities that draw large numbers of students with significant cognitive disabilities.):

All of the students who participated in alternate assessment for the 20-21 school year scored 3.00 standard deviations below the mean in intellectual functioning/cognitive assessments and/or adaptive behavior assessments. Our numbers increased this year due to students moving into Jackson Parish from other school systems with an alternate assessment need and having multiple second grade students with significant disabilities enter 3rd grade and be required to participate in high stakes testing.

Applicable

b. If applicable, briefly describe how a small overall student enrollment in the school system contributes to the likelihood that even a small number of students found eligible to participate in the alternate assessment would result in a participation rate in excess of 1.0 percent. (Example: The total tested population is less than 300 and the total number of students participating in the alternate assessment is 3 or less.):

In the area of foster students there were only six students in the district and only one tested.

Applicable

c. If applicable, briefly describe any other or additional justification of variables that may contribute to the school system's alternate assessment participation rate in excess of 1.0 percent:

We have had students move into our district that were alternate assessment qualified in other districts. We do verify that they meet participation criteria. We also had several second graders with significant disabilities who entered third grade and participated in high stakes testing for the first time. We also had two seniors who missed participating in alternative assessment in 10th grade so they had to participate in 12th grade in order to qualify for graduation.

2. By submitting this form, the school system assures that it is taking these required actions:

- The school system verifies that all students participating in the alternate assessment meet Louisiana's participation criteria.
- The school system verifies that any disproportionality in the percentage of students in any subgroup taking the alternate assessment will be addressed.

Required Signatures*

Special Education Director Signature*: <i>Bonnie Bucklew</i>		Date: <i>1-28-22</i>
Printed Name: <i>Bonnie Bucklew</i>		
Superintendent Signature*: <i>David Claxton</i>		Date: <i>1-28-22</i>
Printed Name: <i>David Claxton</i>		

SCHOOL SYSTEM ALTERNATE ASSESSMENT PARTICIPATION JUSTIFICATION

The Department provided 2020-2021 school year alternate assessment data to school systems for review. If your school system assessed more than 1.0 percent of students on the alternate assessment in the 2020-2021 school year, LDOE anticipates that your school system will assess more than 1.0 percent of students on the alternate assessment in the 2021-2022 school year. School systems that exceed the 1.0 percent threshold must complete a justification and request a participation review. ESSA requires the Department to make these justifications publicly available, provided that it does not reveal personally identifiable information about an individual student.

School System: Jefferson Parish

Enter the percentage of students who participated in the alternate assessment during the 2020-2021 school year. This information was disseminated to your school system via FTP on or before January 11, 2022.

	Participation Percentage for the 2020-2021 SY	
ELA: LEAP Connect Participation	(1.7)	91.10 %
Math: LEAP Connect Participation	(1.7)	90.90 %
Science: LAA 1 Participation	(0.7)	87.40 %

1. Explain why the school system exceeded an alternate assessment participation rate of 1.0 percent for the 2020-2021 school year. **School systems must select NA (Not Applicable) or Applicable for each option below. Applicable must be chosen for at least one of the following and may be chosen for more than one of the following options:**

NA

- a. **If applicable, provide a brief description with supporting data** that identifies specific programs or circumstances within the school system that may contribute to higher enrollments of students identified with significant cognitive disabilities that would result in an alternate assessment participation rate in excess of 1.0 percent. (Example: The school system has schools, community and/or health facilities that draw large numbers of students with significant cognitive disabilities.):

[Redacted]

NA

- b. **If applicable, briefly describe** how a small overall student enrollment in the school system contributes to the likelihood that even a small number of students found eligible to participate in the alternate assessment would result in a participation rate in excess of 1.0 percent. (Example: The total tested population is less than 300 and the total number of students participating in the alternate assessment is 3 or less.):

[Redacted]

Applicable



- c. **If applicable, briefly describe any other or additional justification of variables** that may contribute to the school system's alternate assessment participation rate in excess of 1.0 percent:


Based on our 10.1.2020 IDEA count, Jefferson Parish School System had approximately 6576 students with disabilities. Over 10.9% of these students are students with a significant cognitive disability.

2. By submitting this form, the school system assures that it is taking these required actions:

- The school system verifies that all students participating in the alternate assessment meet Louisiana's participation criteria.
- The school system verifies that any disproportionality in the percentage of students in any subgroup taking the alternate assessment will be addressed.

Required Signatures*

Special Education Director Signature*: 	Date: 2/14/22
Printed Name: Paulette Fairchild	
Superintendent Signature*: 	Date: 2/14/22
Printed Name: Dr. James Gray	



SCHOOL SYSTEM ALTERNATE ASSESSMENT PARTICIPATION JUSTIFICATION

The Department provided 2020-2021 school year alternate assessment data to school systems for review. If your school system assessed more than 1.0 percent of students on the alternate assessment in the 2020-2021 school year, LDOE anticipates that your school system will assess more than 1.0 percent of students on the alternate assessment in the 2021-2022 school year. School systems that exceed the 1.0 percent threshold must complete a justification and request a participation review. ESSA requires the Department to make these justifications publicly available, provided that it does not reveal personally identifiable information about an individual student.

School System: Jefferson Davis Parish

Enter the percentage of students who participated in the alternate assessment during the 2020-2021 school year. This information was disseminated to your school system via FTP on or before January 11, 2022.

	Participation Percentage for the 2020-2021 SY
ELA: LEAP Connect Participation	1.50 %
Math: LEAP Connect Participation	1.40 %
Science: LAA 1 Participation	0.90 %

1. Explain why the school system exceeded an alternate assessment participation rate of 1.0 percent for the 2020-2021 school year. **School systems must select NA (Not Applicable) or Applicable for each option below. Applicable must be chosen for at least one of the following and may be chosen for more than one of the following options:**

NA

- a. **If applicable, provide a brief description with supporting data** that identifies specific programs or circumstances within the school system that may contribute to higher enrollments of students identified with significant cognitive disabilities that would result in an alternate assessment participation rate in excess of 1.0 percent. (Example: The school system has schools, community and/or health facilities that draw large numbers of students with significant cognitive disabilities.):

NA

- b. **If applicable, briefly describe** how a small overall student enrollment in the school system contributes to the likelihood that even a small number of students found eligible to participate in the alternate assessment would result in a participation rate in excess of 1.0 percent. (Example: The total tested population is less than 300 and the total number of students participating in the alternate assessment is 3 or less.):

Applicable

- c. **If applicable, briefly describe any other or additional justification of variables** that may contribute to the school system's alternate assessment participation rate in excess of 1.0 percent:

Since approximately 2% of the general population will fall in the mild range and that the participation criteria allows for mild students to participate in alternate assessment, it increases the likelihood that districts will be over the 1% cap. Our largest school in the district has a high population of students that meet eligibility criteria and participate in alternate assessment which significantly increases our overall participation.

Please provide a school system contact in the event there is a request by the Department for verification of any information provided in this review.



Name: Donna Babineaux

Position: Special Education Facilitator

Telephone: (337)824-1357

Email: donna.babineaux@jdpsbk12.org

Required Signatures

Special Education Director Signature*: 	Date: 27 January 2022
Printed Name: Jeremy Fuselier	
Superintendent Signature*: 	Date: 1-27-2022
Printed Name: Kirk Credeur	

The alternate assessment participation review request is by January 31, 2022. When completed, please submit all responses and any pertinent supporting documents via FTP using the file name format, "LEACode_LEAName_AAReviewRequest_2021".

* Original signatures should be kept on file at the school system.

SCHOOL SYSTEM ALTERNATE ASSESSMENT PARTICIPATION JUSTIFICATION

The Department provided 2020-2021 school year alternate assessment data to school systems for review. If your school system assessed more than 1.0 percent of students on the alternate assessment in the 2020-2021 school year, LDOE anticipates that your school system will assess more than 1.0 percent of students on the alternate assessment in the 2021-2022 school year. School systems that exceed the 1.0 percent threshold must complete a justification and request a participation review. ESSA requires the Department to make these justifications publicly available, provided that it does not reveal personally identifiable information about an individual student.

School System: Lafayette Parish School System

Enter the percentage of students who participated in the alternate assessment during the 2020-2021 school year. This information was disseminated to your school system via FTP on or before January 11, 2022.

	Participation Percentage for the 2020-2021 SY
ELA: LEAP Connect Participation	1.50 %
Math: LEAP Connect Participation	1.50 %
Science: LAA 1 Participation	0.70 %

1. Explain why the school system exceeded an alternate assessment participation rate of 1.0 percent for the 2020-2021 school year. School systems must select **NA (Not Applicable)** or **Applicable** for each option below. **Applicable** must be chosen for at least one of the following and may be chosen for more than one of the following options:

NA

- a. If applicable, provide a brief description with supporting data that identifies specific programs or circumstances within the school system that may contribute to higher enrollments of students identified with significant cognitive disabilities that would result in an alternate assessment participation rate in excess of 1.0 percent. (Example: The school system has schools, community and/or health facilities that draw large numbers of students with significant cognitive disabilities.):

[Redacted area for response to option a]

NA

- b. If applicable, briefly describe how a small overall student enrollment in the school system contributes to the likelihood that even a small number of students found eligible to participate in the alternate assessment would result in a participation rate in excess of 1.0 percent. (Example: The total tested population is less than 300 and the total number of students participating in the alternate assessment is 3 or less.):

[Redacted area for response to option b]

Applicable



- c. If applicable, briefly describe any other or additional justification of variables that may contribute to the school system's alternate assessment participation rate in excess of 1.0 percent:

IEP decisions were made using cognitive and/or adaptive scores, after reviewing assessment data and was part of planning and programming. These IEP decisions were made in the best interest of our students.

2. By submitting this form, the school system assures that it is taking these required actions:

- The school system verifies that all students participating in the alternate assessment meet Louisiana's participation criteria.
- The school system verifies that any disproportionality in the percentage of students in any subgroup taking the alternate assessment will be addressed.

Required Signatures*

Special Education Director Signature*:		Date: 2/17/20
Printed Name:	Holly Ortego	
Superintendent Signature*:		Date: 2/17/20
Printed Name:	Irma Trosclair	

SCHOOL SYSTEM ALTERNATE ASSESSMENT PARTICIPATION JUSTIFICATION

The Department provided 2020-2021 school year alternate assessment data to school systems for review. If your school system assessed more than 1.0 percent of students on the alternate assessment in the 2020-2021 school year, LDOE anticipates that your school system will assess more than 1.0 percent of students on the alternate assessment in the 2021-2022 school year. School systems that exceed the 1.0 percent threshold must complete a justification and request a participation review. ESSA requires the Department to make these justifications publicly available, provided that it does not reveal personally identifiable information about an individual student.

School System: Lafourche

Enter the percentage of students who participated in the alternate assessment during the 2020-2021 school year. This information was disseminated to your school system via FTP on or before January 11, 2022.

	Participation Percentage for the 2020-2021 SY	
ELA: LEAP Connect Participation	1.40	%
Math: LEAP Connect Participation	1.40	%
Science: LAA 1 Participation	0.70	%

1. Explain why the school system exceeded an alternate assessment participation rate of 1.0 percent for the 2020-2021 school year. **School systems must select NA (Not Applicable) or Applicable for each option below. Applicable must be chosen for at least one of the following and may be chosen for more than one of the following options:**

Applicable

- a. **If applicable, provide a brief description with supporting data that identifies specific programs or circumstances within the school system that may contribute to higher enrollments of students identified with significant cognitive disabilities that would result in an alternate assessment participation rate in excess of 1.0 percent. (Example: The school system has schools, community and/or health facilities that draw large numbers of students with significant cognitive disabilities.):**

LPSD has group home facilities that draw a larger number of students with significant disabilities.

NA

- b. **If applicable, briefly describe how a small overall student enrollment in the school system contributes to the likelihood that even a small number of students found eligible to participate in the alternate assessment would result in a participation rate in excess of 1.0 percent. (Example: The total tested population is less than 300 and the total number of students participating in the alternate assessment is 3 or less.):**



NA

- c. **If applicable, briefly describe any other or additional justification of variables that may contribute to the school system's alternate assessment participation rate in excess of 1.0 percent:**

2. By submitting this form, the school system assures that it is taking these required actions:

- The school system verifies that all students participating in the alternate assessment meet Louisiana's participation criteria.
- The school system verifies that any disproportionality in the percentage of students in any subgroup taking the alternate assessment will be addressed.

Required Signatures*

Special Education Director Signature*:		Date: 1/31/22
Printed Name:	Daphne Jones	
Superintendent Signature*:		Date: 1/31/22
Printed Name:	Jarod W. Martin	

SCHOOL SYSTEM ALTERNATE ASSESSMENT PARTICIPATION JUSTIFICATION

The Department provided 2020-2021 school year alternate assessment data to school systems for review. If your school system assessed more than 1.0 percent of students on the alternate assessment in the 2020-2021 school year, LDOE anticipates that your school system will assess more than 1.0 percent of students on the alternate assessment in the 2021-2022 school year. School systems that exceed the 1.0 percent threshold must complete a justification and request a participation review. ESSA requires the Department to make these justifications publicly available, provided that it does not reveal personally identifiable information about an individual student.

School System: Lincoln Parish

Enter the percentage of students who participated in the alternate assessment during the 2020-2021 school year. This information was disseminated to your school system via FTP on or before January 11, 2022.

	Participation Percentage for the 2020-2021 SY	
ELA: LEAP Connect Participation	2.50	%
Math: LEAP Connect Participation	2.50	%
Science: LAA 1 Participation	1.50	%

1. Explain why the school system exceeded an alternate assessment participation rate of 1.0 percent for the 2020-2021 school year. **School systems must select NA (Not Applicable) or Applicable for each option below. Applicable must be chosen for at least one of the following and may be chosen for more than one of the following options:**

NA

- a. **If applicable, provide a brief description with supporting data** that identifies specific programs or circumstances within the school system that may contribute to higher enrollments of students identified with significant cognitive disabilities that would result in an alternate assessment participation rate in excess of 1.0 percent. (Example: The school system has schools, community and/or health facilities that draw large numbers of students with significant cognitive disabilities.):

NA

- b. **If applicable, briefly describe** how a small overall student enrollment in the school system contributes to the likelihood that even a small number of students found eligible to participate in the alternate assessment would result in a participation rate in excess of 1.0 percent. (Example: The total tested population is less than 300 and the total number of students participating in the alternate assessment is 3 or less.):

NA

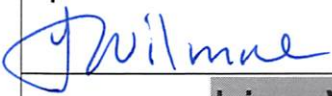







- c. **If applicable, briefly describe any other or additional justification of variables** that may contribute to the school system's alternate assessment participation rate in excess of 1.0 percent:

The LEAP Connect criteria has expanded.

2. By submitting this form, the school system assures that it is taking these required actions:

- The school system verifies that all students participating in the alternate assessment meet Louisiana's participation criteria.
- The school system verifies that any disproportionality in the percentage of students in any subgroup taking the alternate assessment will be addressed.

Required Signatures*

Special Education Director Signature*: 		Date:  Jan. 31, 2022
Printed Name: Lisa Wilmore		
Superintendent Signature*: 		Date:  01/31/2022
Printed Name: Ricky Durrett		

SCHOOL SYSTEM ALTERNATE ASSESSMENT PARTICIPATION JUSTIFICATION

The Department provided 2020-2021 school year alternate assessment data to school systems for review. If your school system assessed more than 1.0 percent of students on the alternate assessment in the 2020-2021 school year, LDOE anticipates that your school system will assess more than 1.0 percent of students on the alternate assessment in the 2021-2022 school year. School systems that exceed the 1.0 percent threshold must complete a justification and request a participation review. ESSA requires the Department to make these justifications publicly available, provided that it does not reveal personally identifiable information about an individual student.

School System: [REDACTED]

Enter the percentage of students who participated in the alternate assessment during the 2020-2021 school year. This information was disseminated to your school system via FTP on or before January 11, 2022.

	Participation Percentage for the 2020-2021 SY
ELA: LEAP Connect Participation	3.10 %
Math: LEAP Connect Participation	3.10 %
Science: LAA 1 Participation	2.00 %

1. Explain why the school system exceeded an alternate assessment participation rate of 1.0 percent for the 2020-2021 school year. **School systems must select NA (Not Applicable) or Applicable for each option below. Applicable must be chosen for at least one of the following and may be chosen for more than one of the following options:**

NA

- a. **If applicable, provide a brief description with supporting data** that identifies specific programs or circumstances within the school system that may contribute to higher enrollments of students identified with significant cognitive disabilities that would result in an alternate assessment participation rate in excess of 1.0 percent. (Example: The school system has schools, community and/or health facilities that draw large numbers of students with significant cognitive disabilities.):

[REDACTED]

Applicable



- b. **If applicable, briefly describe** how a small overall student enrollment in the school system contributes to the likelihood that even a small number of students found eligible to participate in the alternate assessment would result in a participation rate in excess of 1.0 percent. (Example: The total tested population is less than 300 and the total number of students participating in the alternate assessment is 3 or less.):

See attached document labeled 1b

[REDACTED]

NA



- c. **If applicable, briefly describe any other or additional justification of variables** that may contribute to the school system's alternate assessment participation rate in excess of 1.0 percent:

[REDACTED]

2. By submitting this form, the school system assures that it is taking these required actions:

- The school system verifies that all students participating in the alternate assessment meet Louisiana's participation criteria.
- The school system verifies that any disproportionality in the percentage of students in any subgroup taking the alternate assessment will be addressed.

Required Signatures*

Special Education Director Signature*:		Date: 02/17/22
Printed Name:	Tanya Shorter	
Superintendent Signature*:		Date: 02/17/22
Printed Name:	Dr. Charlie E. Butler, Jr.	

Alternate Assessment Participation Justification

1b. Madison Parish's population has decreased over the past several years due to two schools in the surroundings areas. For the 2020-2021 school year we had a total MFP count of 1,044 student with only 16 students participating in LEAP Connect. Although the currently has grown for the 2021-2022, one hundred plus students, we have students with initial evaluations and out-of-state transfers who are eligible for LEAP Connect assessment.

We are committed to addressing any disproportionality in subgroups participation that is based on inappropriate practices and procedures.

SCHOOL SYSTEM ALTERNATE ASSESSMENT PARTICIPATION JUSTIFICATION

The Department provided 2020-2021 school year alternate assessment data to school systems for review. If your school system assessed more than 1.0 percent of students on the alternate assessment in the 2020-2021 school year, LDOE anticipates that your school system will assess more than 1.0 percent of students on the alternate assessment in the 2021-2022 school year. School systems that exceed the 1.0 percent threshold must complete a justification and request a participation review. ESSA requires the Department to make these justifications publicly available, provided that it does not reveal personally identifiable information about an individual student.

School System: Morehouse Parish Schools

Enter the percentage of students who participated in the alternate assessment during the 2020-2021 school year. This information was disseminated to your school system via FTP on or before January 11, 2022.

	Participation Percentage for the 2020-2021 SY	
ELA: LEAP Connect Participation	1.90	%
Math: LEAP Connect Participation	1.90	%
Science: LAA 1 Participation	0.08	%

1. Explain why the school system exceeded an alternate assessment participation rate of 1.0 percent for the 2020-2021 school year. **School systems must select NA (Not Applicable) or Applicable for each option below. Applicable must be chosen for at least one of the following and may be chosen for more than one of the following options:**

NA

a. **If applicable, provide a brief description with supporting data** that identifies specific programs or circumstances within the school system that may contribute to higher enrollments of students identified with significant cognitive disabilities that would result in an alternate assessment participation rate in excess of 1.0 percent. (Example: The school system has schools, community and/or health facilities that draw large numbers of students with significant cognitive disabilities.):

A review committee examines student eligibility data to ensure all students selected to participate in LEAP Alternate Assessment by their respective IEP teams do meet state criteria for consideration to participate in LEAP Alternate Assessment.

NA

b. **If applicable, briefly describe** how a small overall student enrollment in the school system contributes to the likelihood that even a small number of students found eligible to participate in the alternate assessment would result in a participation rate in excess of 1.0 percent. (Example: The total tested population is less than 300 and the total number of students participating in the alternate assessment is 3 or less.):

The total enrollment for the district was 3281 and the total number of special education students was 553. The total percentage of students with disabilities is higher which creates a larger population of students with disabilities to be considered for participation in alternate assessment. The small overall student population increases the 1.0 percent threshold.

NA



c. **If applicable, briefly describe any other or additional justification of variables** that may contribute to the school system's alternate assessment participation rate in excess of 1.0 percent:

A decline in enrollment is in the number of non-special education students. When regular education students left the district it increased the ratio rates for special education students in the district.

2. By submitting this form, the school system assures that it is taking these required actions:

- The school system verifies that all students participating in the alternate assessment meet Louisiana's participation criteria.
- The school system verifies that any disproportionality in the percentage of students in any subgroup taking the alternate assessment will be addressed.

Required Signatures*

Special Education Director Signature*:		Date: 1/26/22
Printed Name:	Dana Boockoff	
Superintendent Signature*:		Date: 1/26/22
Printed Name:	David Gray	

SCHOOL SYSTEM ALTERNATE ASSESSMENT PARTICIPATION JUSTIFICATION

The Department provided 2020-2021 school year alternate assessment data to school systems for review. If your school system assessed more than 1.0 percent of students on the alternate assessment in the 2020-2021 school year, LDOE anticipates that your school system will assess more than 1.0 percent of students on the alternate assessment in the 2021-2022 school year. School systems that exceed the 1.0 percent threshold must complete a justification and request a participation review. ESSA requires the Department to make these justifications publicly available, provided that it does not reveal personally identifiable information about an individual student.

School System: [REDACTED]

Enter the percentage of students who participated in the alternate assessment during the 2020-2021 school year. This information was disseminated to your school system via FTP on or before January 11, 2022.

	Participation Percentage for the 2020-2021 SY
ELA: LEAP Connect Participation	1.10 %
Math: LEAP Connect Participation	1.10 %
Science: LAA 1 Participation	0.08 %

1. Explain why the school system exceeded an alternate assessment participation rate of 1.0 percent for the 2020-2021 school year. **School systems must select NA (Not Applicable) or Applicable for each option below. Applicable must be chosen for at least one of the following and may be chosen for more than one of the following options:**

Applicable

- a. **If applicable, provide a brief description with supporting data** that identifies specific programs or circumstances within the school system that may contribute to higher enrollments of students identified with significant cognitive disabilities that would result in an alternate assessment participation rate in excess of 1.0 percent. (Example: The school system has schools, community and/or health facilities that draw large numbers of students with significant cognitive disabilities.):

Within Ouachita Parish, there is a facility that serves people with significant disabilities. Some of this population attends our high schools in the area.

NA

- b. **If applicable, briefly describe** how a small overall student enrollment in the school system contributes to the likelihood that even a small number of students found eligible to participate in the alternate assessment would result in a participation rate in excess of 1.0 percent. (Example: The total tested population is less than 300 and the total number of students participating in the alternate assessment is 3 or less.):

[REDACTED]

Applicable

- c. **If applicable, briefly describe any other or additional justification of variables** that may contribute to the school system's alternate assessment participation rate in excess of 1.0 percent:

Within Ouachita Parish, there are areas of high drug, high crime which contributes to some of our students having significant disabilities.

2. By submitting this form, the school system assures that it is taking these required actions:

- The school system verifies that all students participating in the alternate assessment meet Louisiana's participation criteria.
- The school system verifies that any disproportionality in the percentage of students in any subgroup taking the alternate assessment will be addressed.

Required Signatures*

Special Education Director Signature*: <i>Gail Autrey</i>	Date: <i>2-14-2022</i>
Printed Name: <i>Gail Autrey</i>	
Superintendent Signature*: <i>Don Coker</i>	Date: <i>2-14-2022</i>
Printed Name: <i>DON COKER</i>	

SCHOOL SYSTEM ALTERNATE ASSESSMENT PARTICIPATION JUSTIFICATION

The Department provided 2020-2021 school year alternate assessment data to school systems for review. If your school system assessed more than 1.0 percent of students on the alternate assessment in the 2020-2021 school year, LDOE anticipates that your school system will assess more than 1.0 percent of students on the alternate assessment in the 2021-2022 school year. School systems that exceed the 1.0 percent threshold must complete a justification and request a participation review. ESSA requires the Department to make these justifications publicly available, provided that it does not reveal personally identifiable information about an individual student.

School System:

Enter the percentage of students who participated in the alternate assessment during the 2020-2021 school year. This information was disseminated to your school system via FTP on or before January 11, 2022.

	Participation Percentage for the 2020-2021 SY
ELA: LEAP Connect Participation	<input type="text" value="93.60"/> %
Math: LEAP Connect Participation	<input type="text" value="96.90"/> %
Science: LAA 1 Participation	<input type="text" value="93.80"/> %

1. Explain why the school system exceeded an alternate assessment participation rate of 1.0 percent for the 2020-2021 school year. School systems must select **NA (Not Applicable)** or **Applicable** for each option below. **Applicable** must be chosen for at least one of the following and may be chosen for more than one of the following options:

- a. If applicable, provide a brief description with supporting data that identifies specific programs or circumstances within the school system that may contribute to higher enrollments of students identified with significant cognitive disabilities that would result in an alternate assessment participation rate in excess of 1.0 percent. (Example: The school system has schools, community and/or health facilities that draw large numbers of students with significant cognitive disabilities.):



- b. If applicable, briefly describe how a small overall student enrollment in the school system contributes to the likelihood that even a small number of students found eligible to participate in the alternate assessment would result in a participation rate in excess of 1.0 percent. (Example: The total tested population is less than 300 and the total number of students participating in the alternate assessment is 3 or less.):

- c. If applicable, briefly describe any other or additional justification of variables that may contribute to the school system's alternate assessment participation rate in excess of 1.0 percent:

2. By submitting this form, the school system assures that it is taking these required actions:

- The school system verifies that all students participating in the alternate assessment meet Louisiana's participation criteria.
- The school system verifies that any disproportionality in the percentage of students in any subgroup taking the alternate assessment will be addressed.

Required Signatures*

Special Education Director Signature*:			Date: 2/10/22
Printed Name: Mary Ellen Hamner			
Superintendent Signature*:			Date: 2/10/22
Printed Name: Denis Rousselle			

SCHOOL SYSTEM ALTERNATE ASSESSMENT PARTICIPATION JUSTIFICATION

The Department provided 2020-2021 school year alternate assessment data to school systems for review. If your school system assessed more than 1.0 percent of students on the alternate assessment in the 2020-2021 school year, LDOE anticipates that your school system will assess more than 1.0 percent of students on the alternate assessment in the 2021-2022 school year. School systems that exceed the 1.0 percent threshold must complete a justification and request a participation review. ESSA requires the Department to make these justifications publicly available, provided that it does not reveal personally identifiable information about an individual student.

School System: **Rapides Parish**

Enter the percentage of students who participated in the alternate assessment during the 2020-2021 school year. This information was disseminated to your school system via FTP on or before January 11, 2022.

	Participation Percentage for the 2020-2021 SY	
ELA: LEAP Connect Participation	92.40	%
Math: LEAP Connect Participation	96.80	%
Science: LAA 1 Participation	96.90	%

1. Explain why the school system exceeded an alternate assessment participation rate of 1.0 percent for the 2020-2021 school year. School systems must select NA (Not Applicable) or Applicable for each option below. Applicable must be chosen for at least one of the following and may be chosen for more than one of the following options:

Applicable

- a. If applicable, provide a brief description with supporting data that identifies specific programs or circumstances within the school system that may contribute to higher enrollments of students identified with significant cognitive disabilities that would result in an alternate assessment participation rate in excess of 1.0 percent. (Example: The school system has schools, community and/or health facilities that draw large numbers of students with significant cognitive disabilities.):

Rapides Parish School District provides education to the residents of St. Mary's Residential Training School. St. Mary's houses a large number of students with significant cognitive disabilities who reside in other parishes or states. The total number of Rapides Parish students participating in alternate assessment in 2020-2021 was 147. During the same year, the number of students coming from outside of Rapides Parish but housed at St. Mary's who participated in alternate assessment was 18, which means 10.6% of the total number of alternately assessed students in Rapides Parish were legal residents of other districts/states. In consideration of this, our rate of students participating in alternate assessment drops to .51%, which is below the 1.0% threshold.

NA

- b. If applicable, briefly describe how a small overall student enrollment in the school system contributes to the likelihood that even a small number of students found eligible to participate in the alternate assessment would result in a participation rate in excess of 1.0 percent. (Example: The total tested population is less than 300 and the total number of students participating in the alternate assessment is 3 or less.):

NA

- c. If applicable, briefly describe any other or additional justification of variables that may contribute to the school system's alternate assessment participation rate in excess of 1.0 percent:

2. By submitting this form, the school system assures that it is taking these required actions:

- The school system verifies that all students participating in the alternate assessment meet Louisiana's participation criteria.
- The school system verifies that any disproportionality in the percentage of students in any subgroup taking the alternate assessment will be addressed.

Required Signatures*

Special Education Director Signature*: <i>Vickie Smith</i>	Date: <i>2-14-2022</i>
Printed Name: Vickie Smith	
Superintendent Signature*: <i>Jeff Powell</i>	Date: <i>2-14-2022</i>
Printed Name: Jeff Powell	

1. a. Rapides Parish School District provides education to the residents of St. Mary's Residential Training School. St. Mary's houses a large number of students with significant cognitive disabilities who reside in other parishes or states. The total number of Rapides Parish students participating in alternate assessment in 2020-2021 was 147. During the same year, the number of students coming from outside of Rapides Parish but housed at St. Mary's who participated in alternate assessment was 16, which means 10.8% of the total number of alternately assessed students in Rapides Parish were legal residents of other districts/states. In consideration of this, our rate of students participating in alternate assessment drops to .81%, which is below the 1.0% threshold.

SCHOOL SYSTEM ALTERNATE ASSESSMENT PARTICIPATION JUSTIFICATION

The Department provided 2020-2021 school year alternate assessment data to school systems for review. If your school system assessed more than 1.0 percent of students on the alternate assessment in the 2020-2021 school year, LDOE anticipates that your school system will assess more than 1.0 percent of students on the alternate assessment in the 2021-2022 school year. School systems that exceed the 1.0 percent threshold must complete a justification and request a participation review. ESSA requires the Department to make these justifications publicly available, provided that it does not reveal personally identifiable information about an individual student.

School System: Richland Parish School Board

Enter the percentage of students who participated in the alternate assessment during the 2020-2021 school year. This information was disseminated to your school system via FTP on or before January 11, 2022.

	Participation Percentage for the 2020-2021 SY	
ELA: LEAP Connect Participation	1.90	%
Math: LEAP Connect Participation	1.90	%
Science: LAA 1 Participation	0.60	%

1. Explain why the school system exceeded an alternate assessment participation rate of 1.0 percent for the 2020-2021 school year. **School systems must select NA (Not Applicable) or Applicable for each option below. Applicable must be chosen for at least one of the following and may be chosen for more than one of the following options:**

NA

- a. **If applicable, provide a brief description with supporting data that identifies specific programs or circumstances within the school system that may contribute to higher enrollments of students identified with significant cognitive disabilities that would result in an alternate assessment participation rate in excess of 1.0 percent. (Example: The school system has schools, community and/or health facilities that draw large numbers of students with significant cognitive disabilities.):**

Richland Parish School System is identified as a district that is severely impoverished as evidenced by the number of students in the overall general population who receive free lunch. We also are a rural area with a high rate of drug use and little to no parent involvement. We also have two residential homes that feed into our system where students with significant needs live on a full time basis.

NA

- b. **If applicable, briefly describe how a small overall student enrollment in the school system contributes to the likelihood that even a small number of students found eligible to participate in the alternate assessment would result in a participation rate in excess of 1.0 percent. (Example: The total tested population is less than 300 and the total number of students participating in the alternate assessment is 3 or less.):**


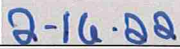


NA

- c. **If applicable, briefly describe any other or additional justification of variables that may contribute to the school system's alternate assessment participation rate in excess of 1.0 percent:**

2. By submitting this form, the school system assures that it is taking these required actions:

- The school system verifies that all students participating in the alternate assessment meet Louisiana's participation criteria.
- The school system verifies that any disproportionality in the percentage of students in any subgroup taking the alternate assessment will be addressed.

Required Signatures*

Special Education Director Signature*:		Date:	
Printed Name:	Angie Snuggs		
Superintendent Signature*:		Date:	
Printed Name:	Sheldon Jones		

SCHOOL SYSTEM ALTERNATE ASSESSMENT PARTICIPATION JUSTIFICATION

The Department provided 2020-2021 school year alternate assessment data to school systems for review. If your school system assessed more than 1.0 percent of students on the alternate assessment in the 2020-2021 school year, LDOE anticipates that your school system will assess more than 1.0 percent of students on the alternate assessment in the 2021-2022 school year. School systems that exceed the 1.0 percent threshold must complete a justification and request a participation review. ESSA requires the Department to make these justifications publicly available, provided that it does not reveal personally identifiable information about an individual student.

School System: [Redacted]

Enter the percentage of students who participated in the alternate assessment during the 2020-2021 school year. This information was disseminated to your school system via FTP on or before January 11, 2022.

	Participation Percentage for the 2020-2021 SY
ELA: LEAP Connect Participation	94.40 %
Math: LEAP Connect Participation	94.40 %
Science: LAA 1 Participation	100.00 %

1. Explain why the school system exceeded an alternate assessment participation rate of 1.0 percent for the 2020-2021 school year. **School systems must select NA (Not Applicable) or Applicable for each option below. Applicable must be chosen for at least one of the following and may be chosen for more than one of the following options:**

NA

- a. **If applicable, provide a brief description with supporting data** that identifies specific programs or circumstances within the school system that may contribute to higher enrollments of students identified with significant cognitive disabilities that would result in an alternate assessment participation rate in excess of 1.0 percent. (Example: The school system has schools, community and/or health facilities that draw large numbers of students with significant cognitive disabilities.):

Twenty-six learners met the eligibility requirements as outlined in Bulletin 1530 of the IEP handbook, pp. 15-16 during the 2020-2021 school year.

NA

- b. **If applicable, briefly describe** how a small overall student enrollment in the school system contributes to the likelihood that even a small number of students found eligible to participate in the alternate assessment would result in a participation rate in excess of 1.0 percent. (Example: The total tested population is less than 300 and the total number of students participating in the alternate assessment is 3 or less.):

NA

NA





- c. **If applicable, briefly describe any other or additional justification of variables** that may contribute to the school system's alternate assessment participation rate in excess of 1.0 percent:

NA

2. By submitting this form, the school system assures that it is taking these required actions:

- The school system verifies that all students participating in the alternate assessment meet Louisiana's participation criteria.
- The school system verifies that any disproportionality in the percentage of students in any subgroup taking the alternate assessment will be addressed.

Required Signatures*

Special Education Director Signature*:		Date: 
Printed Name:	Leah Valdez	
Superintendent Signature*:		Date: 
Printed Name:	Kelli Joseph	

SCHOOL SYSTEM ALTERNATE ASSESSMENT PARTICIPATION JUSTIFICATION

The Department provided 2020-2021 school year alternate assessment data to school systems for review. If your school system assessed more than 1.0 percent of students on the alternate assessment in the 2020-2021 school year, LDOE anticipates that your school system will assess more than 1.0 percent of students on the alternate assessment in the 2021-2022 school year. School systems that exceed the 1.0 percent threshold must complete a justification and request a participation review. ESSA requires the Department to make these justifications publicly available, provided that it does not reveal personally identifiable information about an individual student.

School System: St. James Parish School System

Enter the percentage of students who participated in the alternate assessment during the 2020-2021 school year. This information was disseminated to your school system via FTP on or before January 11, 2022.

	Participation Percentage for the 2020-2021 SY
ELA: LEAP Connect Participation	97.00 %
Math: LEAP Connect Participation	97.00 %
Science: LAA 1 Participation	96.70 %

1. Explain why the school system exceeded an alternate assessment participation rate of 1.0 percent for the 2020-2021 school year. **School systems must select NA (Not Applicable) or Applicable for each option below. Applicable must be chosen for at least one of the following and may be chosen for more than one of the following options:**

Applicable

- a. **If applicable, provide a brief description with supporting data** that identifies specific programs or circumstances within the school system that may contribute to higher enrollments of students identified with significant cognitive disabilities that would result in an alternate assessment participation rate in excess of 1.0 percent. (Example: The school system has schools, community and/or health facilities that draw large numbers of students with significant cognitive disabilities.):

St. James Parish schools are unique in that they offer a few classrooms that provide instruction using the Applied Behavior Analysis Methodology as well as the general curriculum. We also enroll children our Montessori program. These factors attract parents who have children with "High Needs", therefore this contributes to us exceeding the 1.0 % threshold.

NA

- b. **If applicable, briefly describe** how a small overall student enrollment in the school system contributes to the likelihood that even a small number of students found eligible to participate in the alternate assessment would result in a participation rate in excess of 1.0 percent. (Example: The total tested population is less than 300 and the total number of students participating in the alternate assessment is 3 or less.):





NA

- c. **If applicable, briefly describe any other or additional justification of variables** that may contribute to the school system's alternate assessment participation rate in excess of 1.0 percent:

2. By submitting this form, the school system assures that it is taking these required actions:

- The school system verifies that all students participating in the alternate assessment meet Louisiana's participation criteria.
- The school system verifies that any disproportionality in the percentage of students in any subgroup taking the alternate assessment will be addressed.

Required Signatures*

Special Education Director Signature*:		Date:	
Printed Name:	Vondra Dee Etienne-Steib		
Superintendent Signature*:		Date:	
Printed Name:	Kelly Morton-Cook		

SCHOOL SYSTEM ALTERNATE ASSESSMENT PARTICIPATION JUSTIFICATION

The Department provided 2020-2021 school year alternate assessment data to school systems for review. If your school system assessed more than 1.0 percent of students on the alternate assessment in the 2020-2021 school year, LDOE anticipates that your school system will assess more than 1.0 percent of students on the alternate assessment in the 2021-2022 school year. School systems that exceed the 1.0 percent threshold must complete a justification and request a participation review. ESSA requires the Department to make these justifications publicly available, provided that it does not reveal personally identifiable information about an individual student.

School System: St. John the Baptist Public School System

Enter the percentage of students who participated in the alternate assessment during the 2020-2021 school year. This information was disseminated to your school system via FTP on or before January 11, 2022.

	Participation Percentage for the 2020-2021 SY
ELA: LEAP Connect Participation	93.20 %
Math: LEAP Connect Participation	93.20 %
Science: LAA 1 Participation	84.00 %

1. Explain why the school system exceeded an alternate assessment participation rate of 1.0 percent for the 2020-2021 school year. **School systems must select NA (Not Applicable) or Applicable for each option below. Applicable must be chosen for at least one of the following and may be chosen for more than one of the following options:**

Applicable

- a. **If applicable, provide a brief description with supporting data** that identifies specific programs or circumstances within the school system that may contribute to higher enrollments of students identified with significant cognitive disabilities that would result in an alternate assessment participation rate in excess of 1.0 percent. (Example: The school system has schools, community and/or health facilities that draw large numbers of students with significant cognitive disabilities.):

St. John Parish has 10 public schools and 5 Catholic/private schools that do not offer services to students with significant disabilities so all students with significant disabilities attend the public school system. The percentage of parish population attending Catholic/private schools is the highest in the state causing our percentage of students with significant disabilities taking LEAP Connect to exceed the 1.0%.

NA

- b. **If applicable, briefly describe** how a small overall student enrollment in the school system contributes to the likelihood that even a small number of students found eligible to participate in the alternate assessment would result in a participation rate in excess of 1.0 percent. (Example: The total tested population is less than 300 and the total number of students participating in the alternate assessment is 3 or less.):

Applicable



- c. **If applicable, briefly describe any other or additional justification of variables** that may contribute to the school system's alternate assessment participation rate in excess of 1.0 percent:

Housing costs in St. John Parish are significantly lower than our surrounding parishes so many families have chosen to live here and commute to work in another parish. Over the past 15 years scholars families have relocated to St. John Parish causing an increase in the number of students that address LEAP Connect.

2. By submitting this form, the school system assures that it is taking these required actions:

- The school system verifies that all students participating in the alternate assessment meet Louisiana's participation criteria.
- The school system verifies that any disproportionality in the percentage of students in any subgroup taking the alternate assessment will be addressed.

Required Signatures*

Special Education Director Signature*: 	Date: 2/10/22
Printed Name: Dr. Stacey Spies	
Superintendent Signature*: 	Date: 2/10/22
Printed Name: Dr. Lynett Hookfin	

SCHOOL SYSTEM ALTERNATE ASSESSMENT PARTICIPATION JUSTIFICATION

The Department provided 2020-2021 school year alternate assessment data to school systems for review. If your school system assessed more than 1.0 percent of students on the alternate assessment in the 2020-2021 school year, LDOE anticipates that your school system will assess more than 1.0 percent of students on the alternate assessment in the 2021-2022 school year. School systems that exceed the 1.0 percent threshold must complete a justification and request a participation review. ESSA requires the Department to make these justifications publicly available, provided that it does not reveal personally identifiable information about an individual student.

School System: St. Landry Parish

Enter the percentage of students who participated in the alternate assessment during the 2020-2021 school year. This information was disseminated to your school system via FTP on or before January 11, 2022.

	Participation Percentage for the 2020-2021 SY
ELA: LEAP Connect Participation	2.20 %
Math: LEAP Connect Participation	2.20 %
Science: LAA 1 Participation	1.10 %

1. Explain why the school system exceeded an alternate assessment participation rate of 1.0 percent for the 2020-2021 school year. **School systems must select NA (Not Applicable) or Applicable for each option below. Applicable must be chosen for at least one of the following and may be chosen for more than one of the following options:**

NA

- a. **If applicable, provide a brief description with supporting data** that identifies specific programs or circumstances within the school system that may contribute to higher enrollments of students identified with significant cognitive disabilities that would result in an alternate assessment participation rate in excess of 1.0 percent. (Example: The school system has schools, community and/or health facilities that draw large numbers of students with significant cognitive disabilities.):

[Redacted area for response to question 1a]

NA

- b. **If applicable, briefly describe** how a small overall student enrollment in the school system contributes to the likelihood that even a small number of students found eligible to participate in the alternate assessment would result in a participation rate in excess of 1.0 percent. (Example: The total tested population is less than 300 and the total number of students participating in the alternate assessment is 3 or less.):

[Redacted area for response to question 1b]

Applicable



- c. **If applicable, briefly describe any other or additional justification of variables** that may contribute to the school system's alternate assessment participation rate in excess of 1.0 percent:

The SLP school district has a large number of students whose cognitive abilities are within the significantly impaired range. However, this is not the single determining factor for alternate assessment. Multiple sources of data are utilized by the IEP team when considering the determination for an alternate assessment. This thorough review of data includes evaluations, classroom performance, input from parents/teacher/therapist, and performance on previous state assessments. The nature of the student's disability and the data review assist the IEP team in making this determination. District personnel receive training at various times throughout the school year to not only discuss the alternate assessment criteria, but also other options for student success by means of regular assessment. However, the majority of the IEP teams determine that the alternate assessment is the most appropriate assessment to measure the student's progress toward state standards. This decision is reviewed annually and is based on individual student needs. The district has procedural safeguards in place which include annual interest monitoring of evaluations to ensure that Louisiana Bulletin 1508 is adequately followed when identifying a student as a student with a disability. In addition, annual internal monitoring of IEP teams is conducted to maintain accuracy of record keeping and data collection. When a team determines that a student will take the alternate assessment, the IEP is reviewed by the special education department to guarantee that students taking the alternate assessment indeed meet the criteria developed by the state.

2. By submitting this form, the school system assures that it is taking these required actions:

- The school system verifies that all students participating in the alternate assessment meet Louisiana's participation criteria.
- The school system verifies that any disproportionality in the percentage of students in any subgroup taking the alternate assessment will be addressed.

Required Signatures*

Special Education Director Signature*:		Date: 2/16/20
Printed Name:	Alvado Willis	
Superintendent Signature*:		Date: 2/16/20
Printed Name:	Patrick Jenkins	

SCHOOL SYSTEM ALTERNATE ASSESSMENT PARTICIPATION JUSTIFICATION

The Department provided 2020-2021 school year alternate assessment data to school systems for review. If your school system assessed more than 1.0 percent of students on the alternate assessment in the 2020-2021 school year, LDOE anticipates that your school system will assess more than 1.0 percent of students on the alternate assessment in the 2021-2022 school year. School systems that exceed the 1.0 percent threshold must complete a justification and request a participation review. ESSA requires the Department to make these justifications publicly available, provided that it does not reveal personally identifiable information about an individual student.

School System: St. Martin Parish School District

Enter the percentage of students who participated in the alternate assessment during the 2020-2021 school year. This information was disseminated to your school system via FTP on or before January 11, 2022.

	Participation Percentage for the 2020-2021 SY
ELA: LEAP Connect Participation	1.60 %
Math: LEAP Connect Participation	1.60 %
Science: LAA 1 Participation	0.50 %

1. Explain why the school system exceeded an alternate assessment participation rate of 1.0 percent for the 2020-2021 school year. **School systems must select NA (Not Applicable) or Applicable for each option below. Applicable must be chosen for at least one of the following and may be chosen for more than one of the following options:**

NA

- a. **If applicable, provide a brief description with supporting data** that identifies specific programs or circumstances within the school system that may contribute to higher enrollments of students identified with significant cognitive disabilities that would result in an alternate assessment participation rate in excess of 1.0 percent. (Example: The school system has schools, community and/or health facilities that draw large numbers of students with significant cognitive disabilities.):

NA

- b. **If applicable, briefly describe** how a small overall student enrollment in the school system contributes to the likelihood that even a small number of students found eligible to participate in the alternate assessment would result in a participation rate in excess of 1.0 percent. (Example: The total tested population is less than 300 and the total number of students participating in the alternate assessment is 3 or less.):


NA

- c. **If applicable, briefly describe any other or additional justification of variables** that may contribute to the school system's alternate assessment participation rate in excess of 1.0 percent:

2. By submitting this form, the school system assures that it is taking these required actions:

- The school system verifies that all students participating in the alternate assessment meet Louisiana's participation criteria.
- The school system verifies that any disproportionality in the percentage of students in any subgroup taking the alternate assessment will be addressed.

Required Signatures*

Special Education Director Signature*:			Date: 2/17/22
Printed Name: Pamela Jordan			
Superintendent Signature*:			Date: 2/17/22
Printed Name: Allen Blanchard			

SCHOOL SYSTEM ALTERNATE ASSESSMENT PARTICIPATION JUSTIFICATION

The Department provided 2020-2021 school year alternate assessment data to school systems for review. If your school system assessed more than 1.0 percent of students on the alternate assessment in the 2020-2021 school year, LDOE anticipates that your school system will assess more than 1.0 percent of students on the alternate assessment in the 2021-2022 school year. School systems that exceed the 1.0 percent threshold must complete a justification and request a participation review. ESSA requires the Department to make these justifications publicly available, provided that it does not reveal personally identifiable information about an individual student.

School System: St. Tammany Parish Public Schools

Enter the percentage of students who participated in the alternate assessment during the 2020-2021 school year. This information was disseminated to your school system via FTP on or before January 11, 2022.

	Participation Percentage for the 2020-2021 SY	
ELA: LEAP Connect Participation	1.40	%
Math: LEAP Connect Participation	1.40	%
Science: LAA 1 Participation	0.70	%

1. Explain why the school system exceeded an alternate assessment participation rate of 1.0 percent for the 2020-2021 school year. **School systems must select NA (Not Applicable) or Applicable for each option below. Applicable must be chosen for at least one of the following and may be chosen for more than one of the following options:**

Applicable

- a. **If applicable, provide a brief description with supporting data** that identifies specific programs or circumstances within the school system that may contribute to higher enrollments of students identified with significant cognitive disabilities that would result in an alternate assessment participation rate in excess of 1.0 percent. (Example: The school system has schools, community and/or health facilities that draw large numbers of students with significant cognitive disabilities.):

STPPS is a large school system serving at least 35,000 students, including more than 7,000 students with disabilities. As such, within this population there may be a higher percentage of students with significant cognitive disabilities.

NA

- b. **If applicable, briefly describe** how a small overall student enrollment in the school system contributes to the likelihood that even a small number of students found eligible to participate in the alternate assessment would result in a participation rate in excess of 1.0 percent. (Example: The total tested population is less than 300 and the total number of students participating in the alternate assessment is 3 or less.):

NA

- c. **If applicable, briefly describe any other or additional justification of variables** that may contribute to the school system's alternate assessment participation rate in excess of 1.0 percent:

2. By submitting this form, the school system assures that it is taking these required actions:

- The school system verifies that all students participating in the alternate assessment meet Louisiana's participation criteria.
- The school system verifies that any disproportionality in the percentage of students in any subgroup taking the alternate assessment will be addressed.

Required Signatures*

Special Education Director Signature*:		Kerri Soo <small>Digitally signed by Kerri Soo Date: 2022.02.17 08:43:24 -06'00'</small>	Date: 2/17/22
Printed Name: Kerri Soo			
Superintendent Signature*:			Date:
Printed Name:			

SCHOOL SYSTEM ALTERNATE ASSESSMENT PARTICIPATION JUSTIFICATION

The Department provided 2020-2021 school year alternate assessment data to school systems for review. If your school system assessed more than 1.0 percent of students on the alternate assessment in the 2020-2021 school year, LDOE anticipates that your school system will assess more than 1.0 percent of students on the alternate assessment in the 2021-2022 school year. School systems that exceed the 1.0 percent threshold must complete a justification and request a participation review. ESSA requires the Department to make these justifications publicly available, provided that it does not reveal personally identifiable information about an individual student.

School System: Tangipahoa Parish Public School System

Enter the percentage of students who participated in the alternate assessment during the 2020-2021 school year. This information was disseminated to your school system via FTP on or before January 11, 2022.

	Participation Percentage for the 2020-2021 SY
ELA: LEAP Connect Participation	86.90 %
Math: LEAP Connect Participation	87.50 %
Science: LAA 1 Participation	78.40 %

1. Explain why the school system exceeded an alternate assessment participation rate of 1.0 percent for the 2020-2021 school year. **School systems must select NA (Not Applicable) or Applicable for each option below. Applicable must be chosen for at least one of the following and may be chosen for more than one of the following options:**

A

- a. **If applicable, provide a brief description with supporting data that identifies specific programs or circumstances within the school system that may contribute to higher enrollments of students identified with significant cognitive disabilities that would result in an alternate assessment participation rate in excess of 1.0 percent. (Example: The school system has schools, community and/or health facilities that draw large numbers of students with significant cognitive disabilities.):**

Tangipahoa Parish Public School System works closely with our community partners to provide a continuum of services to children with cognitive disabilities. Alongside community partners, these services include early start programs, child care options, behavioral health, academic programming, related services, after school programs, postsecondary programs, and adult independence programs. With such a diverse continuum of services, our school system appeals to a large number of families who have children with cognitive disabilities.

A

- b. **If applicable, briefly describe how a small overall student enrollment in the school system contributes to the likelihood that even a small number of students found eligible to participate in the alternate assessment would result in a participation rate in excess of 1.0 percent. (Example: The total tested population is less than 300 and the total number of students participating in the alternate assessment is 3 or less.):**

NA

A


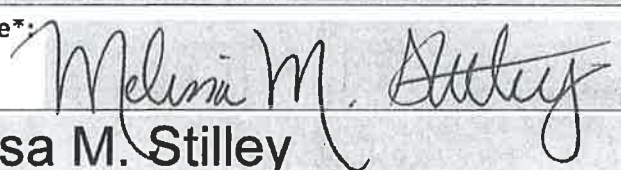
- c. **If applicable, briefly describe any other or additional justification of variables that may contribute to the school system's alternate assessment participation rate in excess of 1.0 percent:**

NA

2. By submitting this form, the school system assures that it is taking these required actions:

- The school system verifies that all students participating in the alternate assessment meet Louisiana's participation criteria.
- The school system verifies that any disproportionality in the percentage of students in any subgroup taking the alternate assessment will be addressed.

Required Signatures*

Special Education Director Signature*:		Date: 2/2/22
Printed Name:	Susan L. DuBois/Rachel DiBenedetto	
Superintendent Signature*:		Date:
Printed Name:	Melissa M. Stille	

SCHOOL SYSTEM ALTERNATE ASSESSMENT PARTICIPATION JUSTIFICATION

The Department provided 2020-2021 school year alternate assessment data to school systems for review. If your school system assessed more than 1.0 percent of students on the alternate assessment in the 2020-2021 school year, LDOE anticipates that your school system will assess more than 1.0 percent of students on the alternate assessment in the 2021-2022 school year. School systems that exceed the 1.0 percent threshold must complete a justification and request a participation review. ESSA requires the Department to make these justifications publicly available, provided that it does not reveal personally identifiable information about an individual student.

School System: Terrebonne

Enter the percentage of students who participated in the alternate assessment during the 2020-2021 school year. This information was disseminated to your school system via FTP on or before January 11, 2022.

	Participation Percentage for the 2020-2021 SY	
ELA: LEAP Connect Participation	1.20	%
Math: LEAP Connect Participation	1.20	%
Science: LAA 1 Participation	0.50	%

1. Explain why the school system exceeded an alternate assessment participation rate of 1.0 percent for the 2020-2021 school year. **School systems must select NA (Not Applicable) or Applicable for each option below. Applicable must be chosen for at least one of the following and may be chosen for more than one of the following options:**

Applicable

- a. **If applicable, provide a brief description with supporting data** that identifies specific programs or circumstances within the school system that may contribute to higher enrollments of students identified with significant cognitive disabilities that would result in an alternate assessment participation rate in excess of 1.0 percent. (Example: The school system has schools, community and/or health facilities that draw large numbers of students with significant cognitive disabilities.):

The Terrebonne Parish School District operates the School for Exceptional Children for students with significant cognitive impairments. The Alternate Assessment participation rate at this school site is 100%.

NA

- b. **If applicable, briefly describe** how a small overall student enrollment in the school system contributes to the likelihood that even a small number of students found eligible to participate in the alternate assessment would result in a participation rate in excess of 1.0 percent. (Example: The total tested population is less than 300 and the total number of students participating in the alternate assessment is 3 or less.):





NA

- c. **If applicable, briefly describe any other or additional justification of variables** that may contribute to the school system's alternate assessment participation rate in excess of 1.0 percent:

2. By submitting this form, the school system assures that it is taking these required actions:

- The school system verifies that all students participating in the alternate assessment meet Louisiana's participation criteria.
- The school system verifies that any disproportionality in the percentage of students in any subgroup taking the alternate assessment will be addressed.

Required Signatures*

Special Education Director Signature*:		Date: 
Printed Name:	Dr. Monica Breaux	
Superintendent Signature*:		Date: 
Printed Name:	Philip Martin	

SCHOOL SYSTEM ALTERNATE ASSESSMENT PARTICIPATION JUSTIFICATION

The Department provided 2020-2021 school year alternate assessment data to school systems for review. If your school system assessed more than 1.0 percent of students on the alternate assessment in the 2020-2021 school year, LDOE anticipates that your school system will assess more than 1.0 percent of students on the alternate assessment in the 2021-2022 school year. School systems that exceed the 1.0 percent threshold must complete a justification and request a participation review. ESSA requires the Department to make these justifications publicly available, provided that it does not reveal personally identifiable information about an individual student.

School System: Webster Parish School Board

Enter the percentage of students who participated in the alternate assessment during the 2020-2021 school year. This information was disseminated to your school system via FTP on or before January 11, 2022.

	Participation Percentage for the 2020-2021 SY
ELA: LEAP Connect Participation	96.40 %
Math: LEAP Connect Participation	96.40 %
Science: LAA 1 Participation	97.00 %

1. Explain why the school system exceeded an alternate assessment participation rate of 1.0 percent for the 2020-2021 school year. School systems must select **NA (Not Applicable)** or **Applicable** for each option below. **Applicable** must be chosen for at least one of the following and may be chosen for more than one of the following options:

NA

a. If applicable, provide a brief description with supporting data that identifies specific programs or circumstances within the school system that may contribute to higher enrollments of students identified with significant cognitive disabilities that would result in an alternate assessment participation rate in excess of 1.0 percent. (Example: The school system has schools, community and/or health facilities that draw large numbers of students with significant cognitive disabilities.):

[Redacted area]

Applicable

b. If applicable, briefly describe how a small overall student enrollment in the school system contributes to the likelihood that even a small number of students found eligible to participate in the alternate assessment would result in a participation rate in excess of 1.0 percent. (Example: The total tested population is less than 300 and the total number of students participating in the alternate assessment is 3 or less.):

In certain cases, students with significant cognitive disabilities relocated to the school district. Also, when students meet eligibility criteria through a 1508 evaluation, they are able to be considered for LEAP Connect Alternate Assessment.

NA





c. If applicable, briefly describe any other or additional justification of variables that may contribute to the school system's alternate assessment participation rate in excess of 1.0 percent:

[Redacted area]

2. By submitting this form, the school system assures that it is taking these required actions:

- The school system verifies that all students participating in the alternate assessment meet Louisiana's participation criteria.
- The school system verifies that any disproportionality in the percentage of students in any subgroup taking the alternate assessment will be addressed.

Required Signatures*

Special Education Director Signature*:		Date:	
Printed Name:	Melanie Lewing		
Superintendent Signature*:		Date:	
Printed Name:	Johnny Rowland Jr		

SCHOOL SYSTEM ALTERNATE ASSESSMENT PARTICIPATION JUSTIFICATION

The Department provided 2020-2021 school year alternate assessment data to school systems for review. If your school system assessed more than 1.0 percent of students on the alternate assessment in the 2020-2021 school year, LDOE anticipates that your school system will assess more than 1.0 percent of students on the alternate assessment in the 2021-2022 school year. School systems that exceed the 1.0 percent threshold must complete a justification and request a participation review. ESSA requires the Department to make these justifications publicly available, provided that it does not reveal personally identifiable information about an individual student.

School System: [Redacted]

Enter the percentage of students who participated in the alternate assessment during the 2020-2021 school year. This information was disseminated to your school system via FTP on or before January 11, 2022.

	Participation Percentage for the 2020-2021 SY	
ELA: LEAP Connect Participation	2.20	%
Math: LEAP Connect Participation	2.20	%
Science: LAA 1 Participation	0.60	%

1. Explain why the school system exceeded an alternate assessment participation rate of 1.0 percent for the 2020-2021 school year. **School systems must select NA (Not Applicable) or Applicable for each option below. Applicable must be chosen for at least one of the following and may be chosen for more than one of the following options:**

NA

- a. **If applicable, provide a brief description with supporting data** that identifies specific programs or circumstances within the school system that may contribute to higher enrollments of students identified with significant cognitive disabilities that would result in an alternate assessment participation rate in excess of 1.0 percent. (Example: The school system has schools, community and/or health facilities that draw large numbers of students with significant cognitive disabilities.):

[Redacted]

Applicable

- b. **If applicable, briefly describe** how a small overall student enrollment in the school system contributes to the likelihood that even a small number of students found eligible to participate in the alternate assessment would result in a participation rate in excess of 1.0 percent. (Example: The total tested population is less than 300 and the total number of students participating in the alternate assessment is 3 or less.):

The total tested population is slightly higher than 1,000 and the total number of students participating in alternative assessment is 22 in ELA and Math and 6 in Science. To be considered are the grade levels tested and the number of students in each grade. This number varies from year to year.

Applicable


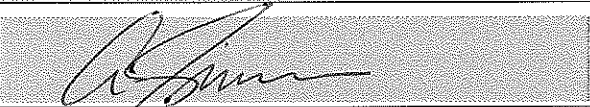
- c. **If applicable, briefly describe any other or additional justification of variables** that may contribute to the school system's alternate assessment participation rate in excess of 1.0 percent:

After careful review of student records, it was verified that all students met alternate participation criteria. Expansion of the alternate assessment criteria in recent years lowered the criteria and qualified more students.

2. By submitting this form, the school system assures that it is taking these required actions:

- The school system verifies that all students participating in the alternate assessment meet Louisiana's participation criteria.
- The school system verifies that any disproportionality in the percentage of students in any subgroup taking the alternate assessment will be addressed.

Required Signatures*

Special Education Director Signature*:		Date:	1/31/20
Printed Name:	Candy M. Polk		
Superintendent Signature*:		Date:	2/2/20
Printed Name:	Al Simmons		

SCHOOL SYSTEM ALTERNATE ASSESSMENT PARTICIPATION JUSTIFICATION

The Department provided 2020-2021 school year alternate assessment data to school systems for review. If your school system assessed more than 1.0 percent of students on the alternate assessment in the 2020-2021 school year, LDOE anticipates that your school system will assess more than 1.0 percent of students on the alternate assessment in the 2021-2022 school year. School systems that exceed the 1.0 percent threshold must complete a justification and request a participation review. ESSA requires the Department to make these justifications publicly available, provided that it does not reveal personally identifiable information about an individual student.

School System: **Monroe City School System**

Enter the percentage of students who participated in the alternate assessment during the 2020-2021 school year. This information was disseminated to your school system via FTP on or before January 11, 2022.

	Participation Percentage for the 2020-2021 SY	
ELA: LEAP Connect Participation	2.70	%
Math: LEAP Connect Participation	2.70	%
Science: LAA 1 Participation	1.10	%

1. Explain why the school system exceeded an alternate assessment participation rate of 1.0 percent for the 2020-2021 school year. **School systems must select NA (Not Applicable) or Applicable for each option below. Applicable must be chosen for at least one of the following and may be chosen for more than one of the following options:**

Applicable

a. **If applicable, provide a brief description with supporting data** that identifies specific programs or circumstances within the school system that may contribute to higher enrollments of students identified with significant cognitive disabilities that would result in an alternate assessment participation rate in excess of 1.0 percent. (Example: The school system has schools, community and/or health facilities that draw large numbers of students with significant cognitive disabilities.):

According to the October 1, 2020 Child Count, 14% of the students enrolled in our district have a disability. Our community has a large population of Students with Disabilities, many are significant.

NA

b. **If applicable, briefly describe** how a small overall student enrollment in the school system contributes to the likelihood that even a small number of students found eligible to participate in the alternate assessment would result in a participation rate in excess of 1.0 percent. (Example: The total tested population is less than 300 and the total number of students participating in the alternate assessment is 3 or less.):

Applicable



c. **If applicable, briefly describe any other or additional justification of variables** that may contribute to the school system’s alternate assessment participation rate in excess of 1.0 percent:

With change in the criteria and students returning to face to face instruction, we anticipate the participation percentage to decrease.

2. By submitting this form, the school system assures that it is taking these required actions:

- The school system verifies that all students participating in the alternate assessment meet Louisiana's participation criteria.
- The school system verifies that any disproportionality in the percentage of students in any subgroup taking the alternate assessment will be addressed.

Required Signatures*

Special Education Director Signature*		Date: 2/7/22
Printed Name:	Rochelle Williams	
Superintendent Signature*		Date: 2/7/22
Printed Name:	Dr. Brent Vidrine	

SCHOOL SYSTEM ALTERNATE ASSESSMENT PARTICIPATION JUSTIFICATION

The Department provided 2020-2021 school year alternate assessment data to school systems for review. If your school system assessed more than 1.0 percent of students on the alternate assessment in the 2020-2021 school year, LDOE anticipates that your school system will assess more than 1.0 percent of students on the alternate assessment in the 2021-2022 school year. School systems that exceed the 1.0 percent threshold must complete a justification and request a participation review. ESSA requires the Department to make these justifications publicly available, provided that it does not reveal personally identifiable information about an individual student.

School System: Bogalusa City Schools (066)

Enter the percentage of students who participated in the alternate assessment during the 2020-2021 school year. This information was disseminated to your school system via FTP on or before January 11, 2022.

	Participation Percentage for the 2020-2021 SY	
ELA: LEAP Connect Participation	1.80	%
Math: LEAP Connect Participation	1.80	%
Science: LAA 1 Participation	0.80	%

1. Explain why the school system exceeded an alternate assessment participation rate of 1.0 percent for the 2020-2021 school year. **School systems must select NA (Not Applicable) or Applicable for each option below. Applicable must be chosen for at least one of the following and may be chosen for more than one of the following options:**

Applicable

a. **If applicable, provide a brief description with supporting data** that identifies specific programs or circumstances within the school system that may contribute to higher enrollments of students identified with significant cognitive disabilities that would result in an alternate assessment participation rate in excess of 1.0 percent. (Example: The school system has schools, community and/or health facilities that draw large numbers of students with significant cognitive disabilities.):

Our community has many specialized health facilities that draw a larger population of students that meet criteria for Alternative Assessment/Significant Cognitive Disabilities.

NA

b. **If applicable, briefly describe** how a small overall student enrollment in the school system contributes to the likelihood that even a small number of students found eligible to participate in the alternate assessment would result in a participation rate in excess of 1.0 percent. (Example: The total tested population is less than 300 and the total number of students participating in the alternate assessment is 3 or less.):

Applicable

c. **If applicable, briefly describe any other or additional justification of variables** that may contribute to the school system's alternate assessment participation rate in excess of 1.0 percent:

Our city has large corporations that have a high number of employees compared to our surrounding areas. Our community has a low cost of living as well as a large number of reasonable housing opportunities available.

2. By submitting this form, the school system assures that it is taking these required actions:

- The school system verifies that all students participating in the alternate assessment meet Louisiana’s participation criteria.
- The school system verifies that any disproportionality in the percentage of students in any subgroup taking the alternate assessment will be addressed.

Required Signatures*

Special Education Director Signature*: Dr. Marie Gomez Goff		Digitally signed by Dr. Marie Gomez Goff Date: 2022.02.11 15:18:22 -06'00'	Date: 2/11/22
Printed Name: Dr. Marie Gomez Goff			
Superintendent Signature*: Lisa H. Tanner		Digitally signed by Lisa H. Tanner Date: 2022.02.11 15:18:40 -06'00'	Date: 2/11/22
Printed Name: Lisa H. Tanner			

SCHOOL SYSTEM ALTERNATE ASSESSMENT PARTICIPATION JUSTIFICATION

The Department provided 2020-2021 school year alternate assessment data to school systems for review. If your school system assessed more than 1.0 percent of students on the alternate assessment in the 2020-2021 school year, LDOE anticipates that your school system will assess more than 1.0 percent of students on the alternate assessment in the 2021-2022 school year. School systems that exceed the 1.0 percent threshold must complete a justification and request a participation review. ESSA requires the Department to make these justifications publicly available, provided that it does not reveal personally identifiable information about an individual student.

School System: Zachary Community School District

Enter the percentage of students who participated in the alternate assessment during the 2020-2021 school year. This information was disseminated to your school system via FTP on or before January 11, 2022.

	Participation Percentage for the 2020-2021 SY
ELA: LEAP Connect Participation	1.40 %
Math: LEAP Connect Participation	1.40 %
Science: LAA 1 Participation	0.50 %

1. Explain why the school system exceeded an alternate assessment participation rate of 1.0 percent for the 2020-2021 school year. **School systems must select NA (Not Applicable) or Applicable for each option below. Applicable must be chosen for at least one of the following and may be chosen for more than one of the following options:**

NA

- a. **If applicable, provide a brief description with supporting data** that identifies specific programs or circumstances within the school system that may contribute to higher enrollments of students identified with significant cognitive disabilities that would result in an alternate assessment participation rate in excess of 1.0 percent. (Example: The school system has schools, community and/or health facilities that draw large numbers of students with significant cognitive disabilities.):

[Redacted area]

NA

- b. **If applicable, briefly describe** how a small overall student enrollment in the school system contributes to the likelihood that even a small number of students found eligible to participate in the alternate assessment would result in a participation rate in excess of 1.0 percent. (Example: The total tested population is less than 300 and the total number of students participating in the alternate assessment is 3 or less.):

[Redacted area]

Applicable







- c. **If applicable, briefly describe any other or additional justification of variables** that may contribute to the school system's alternate assessment participation rate in excess of 1.0 percent:

District has increased in student population and along with that increase has come a population of more significantly disabled students. However in one area homeless, because of the low number of students in the district, 1 student being assessed has skewed the numbers so that the percentage is 3.2

2. By submitting this form, the school system assures that it is taking these required actions:

- The school system verifies that all students participating in the alternate assessment meet Louisiana's participation criteria.
- The school system verifies that any disproportionality in the percentage of students in any subgroup taking the alternate assessment will be addressed.

Required Signatures*

Special Education Director Signature*:		Date:	
Printed Name:	Aeneid H Mason		
Superintendent Signature*:		Date:	
Printed Name:	Scott Devillier		

SCHOOL SYSTEM ALTERNATE ASSESSMENT PARTICIPATION JUSTIFICATION

The Department provided 2020-2021 school year alternate assessment data to school systems for review. If your school system assessed more than 1.0 percent of students on the alternate assessment in the 2020-2021 school year, LDOE anticipates that your school system will assess more than 1.0 percent of students on the alternate assessment in the 2021-2022 school year. School systems that exceed the 1.0 percent threshold must complete a justification and request a participation review. ESSA requires the Department to make these justifications publicly available, provided that it does not reveal personally identifiable information about an individual student.

School System: **Central Community School System**

Enter the percentage of students who participated in the alternate assessment during the 2020-2021 school year. This information was disseminated to your school system via FTP on or before January 11, 2022.

	Participation Percentage for the 2020-2021 SY
ELA: LEAP Connect Participation	1.20 %
Math: LEAP Connect Participation	1.20 %
Science: LAA 1 Participation	0.60 %

1. Explain why the school system exceeded an alternate assessment participation rate of 1.0 percent for the 2020-2021 school year. **School systems must select NA (Not Applicable) or Applicable for each option below. Applicable must be chosen for at least one of the following and may be chosen for more than one of the following options:**

NA

- a. **If applicable, provide a brief description with supporting data** that identifies specific programs or circumstances within the school system that may contribute to higher enrollments of students identified with significant cognitive disabilities that would result in an alternate assessment participation rate in excess of 1.0 percent. (Example: The school system has schools, community and/or health facilities that draw large numbers of students with significant cognitive disabilities.):

[Redacted area]

Applicable

- b. **If applicable, briefly describe** how a small overall student enrollment in the school system contributes to the likelihood that even a small number of students found eligible to participate in the alternate assessment would result in a participation rate in excess of 1.0 percent. (Example: The total tested population is less than 300 and the total number of students participating in the alternate assessment is 3 or less.):

We have less than 2600 students testing and under 35 that qualify for LEAP Connect and participating in alternate assessments.

NA


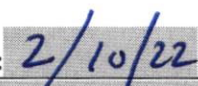


- c. **If applicable, briefly describe any other or additional justification of variables** that may contribute to the school system's alternate assessment participation rate in excess of 1.0 percent:

[Redacted area]

2. By submitting this form, the school system assures that it is taking these required actions:

- The school system verifies that all students participating in the alternate assessment meet Louisiana's participation criteria.
- The school system verifies that any disproportionality in the percentage of students in any subgroup taking the alternate assessment will be addressed.

Required Signatures*

Special Education Director Signature*:		Date:	
Printed Name:	Kristine Hargrave		
Superintendent Signature*:		Date:	
Printed Name:	Dr. Jason Fountain		

SCHOOL SYSTEM ALTERNATE ASSESSMENT PARTICIPATION JUSTIFICATION

The Department provided 2020-2021 school year alternate assessment data to school systems for review. If your school system assessed more than 1.0 percent of students on the alternate assessment in the 2020-2021 school year, LDOE anticipates that your school system will assess more than 1.0 percent of students on the alternate assessment in the 2021-2022 school year. School systems that exceed the 1.0 percent threshold must complete a justification and request a participation review. ESSA requires the Department to make these justifications publicly available, provided that it does not reveal personally identifiable information about an individual student.

School System: **D'Arbonne Woods Charter School**

Enter the percentage of students who participated in the alternate assessment during the 2020-2021 school year. This information was disseminated to your school system via FTP on or before January 11, 2022.

	Participation Percentage for the 2020-2021 SY
ELA: LEAP Connect Participation	1.20 %
Math: LEAP Connect Participation	1.20 %
Science: LAA 1 Participation	0.40 %

1. Explain why the school system exceeded an alternate assessment participation rate of 1.0 percent for the 2020-2021 school year. School systems must select **NA (Not Applicable)** or **Applicable** for each option below. **Applicable** must be chosen for at least one of the following and may be chosen for more than one of the following options:

Applicable

- a. If applicable, provide a brief description with supporting data that identifies specific programs or circumstances within the school system that may contribute to higher enrollments of students identified with significant cognitive disabilities that would result in an alternate assessment participation rate in excess of 1.0 percent. (Example: The school system has schools, community and/or health facilities that draw large numbers of students with significant cognitive disabilities.):

DWCS is a Type 2 charter and our enrollment zone is statewide. The enrollment zone SWD is 9.3%. Our school percentage is 10.6%. The state requires us to give priority to SWD unless we have met the state wide percentage of SWD.

Applicable

- b. If applicable, briefly describe how a small overall student enrollment in the school system contributes to the likelihood that even a small number of students found eligible to participate in the alternate assessment would result in a participation rate in excess of 1.0 percent. (Example: The total tested population is less than 300 and the total number of students participating in the alternate assessment is 3 or less.):

The school system as a whole has less than 1,000 students enrolled at all times.

Applicable



- c. If applicable, briefly describe any other or additional justification of variables that may contribute to the school system's alternate assessment participation rate in excess of 1.0 percent:

The evaluation team and IEP team agrees the alternate assessment is the correct placement for each student.

2. By submitting this form, the school system assures that it is taking these required actions:

- The school system verifies that all students participating in the alternate assessment meet Louisiana's participation criteria.
- The school system verifies that any disproportionality in the percentage of students in any subgroup taking the alternate assessment will be addressed.

Required Signatures*

Special Education Director Signature*:		Date: 1/27/22
Printed Name:	Analiese Towns	
Superintendent Signature*:		Date: 1/27/22
Printed Name:	Heath Murry	

SCHOOL SYSTEM ALTERNATE ASSESSMENT PARTICIPATION JUSTIFICATION

The Department provided 2020-2021 school year alternate assessment data to school systems for review. If your school system assessed more than 1.0 percent of students on the alternate assessment in the 2020-2021 school year, LDOE anticipates that your school system will assess more than 1.0 percent of students on the alternate assessment in the 2021-2022 school year. School systems that exceed the 1.0 percent threshold must complete a justification and request a participation review. ESSA requires the Department to make these justifications publicly available, provided that it does not reveal personally identifiable information about an individual student.

School System:

Enter the percentage of students who participated in the alternate assessment during the 2020-2021 school year. This information was disseminated to your school system via FTP on or before January 11, 2022.

	Participation Percentage for the 2020-2021 SY
ELA: LEAP Connect Participation	%
Math: LEAP Connect Participation	%
Science: LAA 1 Participation	%

1. Explain why the school system exceeded an alternate assessment participation rate of 1.0 percent for the 2020-2021 school year. **School systems must select NA (Not Applicable) or Applicable for each option below. Applicable must be chosen for at least one of the following and may be chosen for more than one of the following options:**
 - a. **If applicable, provide a brief description with supporting data** that identifies specific programs or circumstances within the school system that may contribute to higher enrollments of students identified with significant cognitive disabilities that would result in an alternate assessment participation rate in excess of 1.0 percent. (Example: The school system has schools, community and/or health facilities that draw large numbers of students with significant cognitive disabilities.):

 - b. **If applicable, briefly describe** how a small overall student enrollment in the school system contributes to the likelihood that even a small number of students found eligible to participate in the alternate assessment would result in a participation rate in excess of 1.0 percent. (Example: The total tested population is less than 300 and the total number of students participating in the alternate assessment is 3 or less.):

 - c. **If applicable, briefly describe any other or additional justification of variables** that may contribute to the school system’s alternate assessment participation rate in excess of 1.0 percent:

2. By submitting this form, the school system assures that it is taking these required actions:

The school system verifies that all students participating in the alternate assessment meet Louisiana's participation criteria.

The school system verifies that any disproportionality in the percentage of students in any subgroup taking the alternate assessment will be addressed.

Required Signatures*

Special Education Director Signature*: 	Date:
Printed Name:	
Superintendent Signature*: 	Date: 2/17/2022
Printed Name: Stacy Martin	



ALTERNATE ASSESSMENT PARTICIPATION REVIEW PROCESS

SCHOOL SYSTEM ALTERNATE ASSESSMENT PARTICIPATION JUSTIFICATION

The Department provided 2020-2021 school year alternate assessment data to school systems for review. If your school system assessed more than 1.0 percent of students on the alternate assessment in the 2020-2021 school year, LDOE anticipates that your school system will assess more than 1.0 percent of students on the alternate assessment in the 2021-2022 school year. School systems that exceed the 1.0 percent threshold must complete a justification and request a participation review. ESSA requires the Department to make these justifications publicly available, provided that it does not reveal personally identifiable information about an individual student.

School System: Collegiate Academies

Enter the percentage of students who participated in the alternate assessment during the 2020-2021 school year. This information was disseminated to your school system via FTP on or before January 11, 2022.

	Participation Percentage for the 2020-2021 SY	
ELA: LEAP Connect Participation	5.3	%
Math: LEAP Connect Participation	4.5	%
Science: LAA 1 Participation	6.3	%

1. Explain why the school system exceeded an alternate assessment participation rate of 1.0 percent for the 2020-2021 school year. **School systems must select NA (Not Applicable) or Applicable for each option below. Applicable must be chosen for at least one of the following and may be chosen for more than one of the following options:**

YES

- a. **If applicable, provide a brief description with supporting data** that identifies specific programs or circumstances within the school system that may contribute to higher enrollments of students identified with significant cognitive disabilities that would result in an alternate assessment participation rate in excess of 1.0 percent. (Example: The school system has schools, community and/or health facilities that draw large numbers of students with significant cognitive disabilities.):

Livingston Collegiate Academy has a high percentage of students with disabilities (20%) and provides high-quality supports for students with significant needs that is in high demand in the area and results in high enrollment. Our REACH program provides supports for students with mild to moderate cognitive disabilities as well as our ESSENTIAL SKILSS program that provides more intensive supports for students with moderate to severe cognitive and adaptive disabilities. LCA's focus centers on the whole student education that will foster student abilities to have live meaningful and independent lives with post secondary transition goals.

YES

- If applicable, briefly describe how a small overall student enrollment in the school system contributes to the likelihood that even a small number of students found eligible to participate in alternate assessment would result in a participation rate in excess of 1.0 percent.**

There was a low ratio overall of students who took LEAP Connect . On the LEAP CONNECT ELA assessment there were students of 8 subgroup out of a total of 150 students who took the ELA LEAP assessment. Furthermore, in MATH LEAP CONNECT there were 8 students who tested out of 165 total MATH LEAP testers. Finally, in Science there were 8 testers out of 119 total who took the LEAP assessment. Since we are one school as an LEA and a high school, we have a lower amount of students overall taking the test.

YES

- If applicable, briefly describe any other or additional justification of variables** that may contribute to the school system's alternate assessment participation rate in excess of 1.0 percent:

Livingston Collegiate is an 'all means all' school and services students with any type of disability.



ALTERNATE ASSESSMENT PARTICIPATION REVIEW PROCESS

2. By submitting this form, the school system assures that it is taking these required actions:

- Yes** The school system verifies that all students participating in the alternate assessment meet Louisiana's participation criteria.
- Yes** The school system verifies that any disproportionality in the percentage of students in any subgroup taking the alternate assessment will be addressed.

Required Signatures*

Special Education Director Signature*:		DocuSigned by: <i>Jasmine Watts-Freeman, Ed. D</i> 3003D889C3BC4E5...	Date: 2/15/22
Printed Name:	Jasmine Watts-Freeman, Ed. D		
Superintendent Signature*:		<i>Stacy Martin</i>	Date: 2/17/22
Printed Name:	Stacy Martin		

SCHOOL SYSTEM ALTERNATE ASSESSMENT PARTICIPATION JUSTIFICATION

The Department provided 2020-2021 school year alternate assessment data to school systems for review. If your school system assessed more than 1.0 percent of students on the alternate assessment in the 2020-2021 school year, LDOE anticipates that your school system will assess more than 1.0 percent of students on the alternate assessment in the 2021-2022 school year. School systems that exceed the 1.0 percent threshold must complete a justification and request a participation review. ESSA requires the Department to make these justifications publicly available, provided that it does not reveal personally identifiable information about an individual student.

School System: New Orleans College Prep Walter L Cohen

Enter the percentage of students who participated in the alternate assessment during the 2020-2021 school year. This information was disseminated to your school system via FTP on or before January 11, 2022.

	Participation Percentage for the 2020-2021 SY
ELA: LEAP Connect Participation	2.80 %
Math: LEAP Connect Participation	3.10 %
Science: LAA 1 Participation	3.00 %

1. Explain why the school system exceeded an alternate assessment participation rate of 1.0 percent for the 2020-2021 school year. **School systems must select NA (Not Applicable) or Applicable for each option below. Applicable must be chosen for at least one of the following and may be chosen for more than one of the following options:**

Applicable

- a. **If applicable, provide a brief description with supporting data** that identifies specific programs or circumstances within the school system that may contribute to higher enrollments of students identified with significant cognitive disabilities that would result in an alternate assessment participation rate in excess of 1.0 percent. (Example: The school system has schools, community and/or health facilities that draw large numbers of students with significant cognitive disabilities.):

Walter L Cohen offers ACCE, The Academy of Career and Community Education, which focuses on providing specialized programming and transitional support for students with more significant disabilities. This impacts enrollment and participation because Walter L Cohen has a high percentage of students with significant disabilities, especially based on the overall small student enrollment.

Applicable

- b. **If applicable, briefly describe** how a small overall student enrollment in the school system contributes to the likelihood that even a small number of students found eligible to participate in the alternate assessment would result in a participation rate in excess of 1.0 percent. (Example: The total tested population is less than 300 and the total number of students participating in the alternate assessment is 3 or less.):

Walter L Cohen's overall small student population, as well as content testing being limited to certain testing subjects and grades contributed to the participation rate in excess of 1%. For example, in ELA, 36 students tested in all tests and 1 student was assessed through the alternative assessment, generating a participation rate of 2.8%.



NA

- c. **If applicable, briefly describe any other or additional justification of variables** that may contribute to the school system's alternate assessment participation rate in excess of 1.0 percent:

2. By submitting this form, the school system assures that it is taking these required actions:

- The school system verifies that all students participating in the alternate assessment meet Louisiana's participation criteria.
- The school system verifies that any disproportionality in the percentage of students in any subgroup taking the alternate assessment will be addressed.

Required Signatures*

Special Education Director Signature*:		Date: 1/25/22
Printed Name:	Noel Kennedy	
Superintendent Signature*:		Date: 1/25/22
Printed Name:	Joel Castro	

SCHOOL SYSTEM ALTERNATE ASSESSMENT PARTICIPATION JUSTIFICATION

The Department provided 2020-2021 school year alternate assessment data to school systems for review. If your school system assessed more than 1.0 percent of students on the alternate assessment in the 2020-2021 school year, LDOE anticipates that your school system will assess more than 1.0 percent of students on the alternate assessment in the 2021-2022 school year. School systems that exceed the 1.0 percent threshold must complete a justification and request a participation review. ESSA requires the Department to make these justifications publicly available, provided that it does not reveal personally identifiable information about an individual student.

School System: Delta Charter School

Enter the percentage of students who participated in the alternate assessment during the 2020-2021 school year. This information was disseminated to your school system via FTP on or before January 11, 2022.

	Participation Percentage for the 2020-2021 SY
ELA: LEAP Connect Participation	1.10 %
Math: LEAP Connect Participation	1.10 %
Science: LAA 1 Participation	0.70 %

1. Explain why the school system exceeded an alternate assessment participation rate of 1.0 percent for the 2020-2021 school year. **School systems must select NA (Not Applicable) or Applicable for each option below. Applicable must be chosen for at least one of the following and may be chosen for more than one of the following options:**

Applicable

- a. **If applicable, provide a brief description with supporting data** that identifies specific programs or circumstances within the school system that may contribute to higher enrollments of students identified with significant cognitive disabilities that would result in an alternate assessment participation rate in excess of 1.0 percent. (Example: The school system has schools, community and/or health facilities that draw large numbers of students with significant cognitive disabilities.):

The school system has an open enrollment period. Students selected to attend the school come from the orders of the _____ office. Due to the fact the school can accept students from within the district and two neighboring districts the student with disabilities and their needs fluctuate. Which has an impact on the alternate assessment rate.

Applicable

- b. **If applicable, briefly describe** how a small overall student enrollment in the school system contributes to the likelihood that even a small number of students found eligible to participate in the alternate assessment would result in a participation rate in excess of 1.0 percent. (Example: The total tested population is less than 300 and the total number of students participating in the alternate assessment is 3 or less.):

The total tested student population for the school is under 300 students for the entire school and only three students were tested using LEAP connect. Having the small number of students in the district that are tested and the percentage with significant disabilities impacted the alternate assessment eligibility rate making it disproportionate.

Applicable







- c. **If applicable, briefly describe any other or additional justification of variables** that may contribute to the school system's alternate assessment participation rate in excess of 1.0 percent:

There is a high incidence of students with disabilities in the district. Students are enrolling in the district that has a higher incidence of cognitive, adaptive and developmental delays which contributes to the populations of students tested in this category

2. By submitting this form, the school system assures that it is taking these required actions:

- The school system verifies that all students participating in the alternate assessment meet Louisiana's participation criteria.
- The school system verifies that any disproportionality in the percentage of students in any subgroup taking the alternate assessment will be addressed.

Required Signatures*

Special Education Director Signature*:		Date:	
Printed Name:			
Superintendent Signature*:		Date:	
Printed Name:			

SCHOOL SYSTEM ALTERNATE ASSESSMENT PARTICIPATION JUSTIFICATION

The Department provided 2020-2021 school year alternate assessment data to school systems for review. If your school system assessed more than 1.0 percent of students on the alternate assessment in the 2020-2021 school year, LDOE anticipates that your school system will assess more than 1.0 percent of students on the alternate assessment in the 2021-2022 school year. School systems that exceed the 1.0 percent threshold must complete a justification and request a participation review. ESSA requires the Department to make these justifications publicly available, provided that it does not reveal personally identifiable information about an individual student.

School System: Louisiana Virtual Charter Academy

Enter the percentage of students who participated in the alternate assessment during the 2020-2021 school year. This information was disseminated to your school system via FTP on or before January 11, 2022.

	Participation Percentage for the 2020-2021 SY
ELA: LEAP Connect Participation	1.80 %
Math: LEAP Connect Participation	1.70 %
Science: LAA 1 Participation	0.60 %

1. Explain why the school system exceeded an alternate assessment participation rate of 1.0 percent for the 2020-2021 school year. **School systems must select NA (Not Applicable) or Applicable for each option below. Applicable must be chosen for at least one of the following and may be chosen for more than one of the following options:**

NA

- a. **If applicable, provide a brief description with supporting data** that identifies specific programs or circumstances within the school system that may contribute to higher enrollments of students identified with significant cognitive disabilities that would result in an alternate assessment participation rate in excess of 1.0 percent. (Example: The school system has schools, community and/or health facilities that draw large numbers of students with significant cognitive disabilities.):

[Redacted area for response to option a]

NA

- b. **If applicable, briefly describe** how a small overall student enrollment in the school system contributes to the likelihood that even a small number of students found eligible to participate in the alternate assessment would result in a participation rate in excess of 1.0 percent. (Example: The total tested population is less than 300 and the total number of students participating in the alternate assessment is 3 or less.):

[Redacted area for response to option b]

Applicable

- c. **If applicable, briefly describe any other or additional justification of variables** that may contribute to the school system's alternate assessment participation rate in excess of 1.0 percent:

Louisiana Virtual Charter Academy is an open enrollment charter school and as a result we enroll students who reside all over the state of Louisiana, which results in us enrolling students from all school districts in Louisiana. As a result, our Alternate Assessment numbers are above the 1.0 percent cap per the Every Student Succeeds Act (ESSA)

2. By submitting this form, the school system assures that it is taking these required actions:

- The school system verifies that all students participating in the alternate assessment meet Louisiana's participation criteria.
- The school system verifies that any disproportionality in the percentage of students in any subgroup taking the alternate assessment will be addressed.

Required Signatures*

Special Education Director Signature*:	<i>Meshele E. Hill</i>	Date: <i>02.09.2022</i>
Printed Name:	<i>Meshele E. Hill</i>	
Superintendent Signature*:	<i>[Signature]</i>	Date: <i>2/9/2022</i>
Printed Name:	<i>Dujan Johnson</i>	

SCHOOL SYSTEM ALTERNATE ASSESSMENT PARTICIPATION JUSTIFICATION

The Department provided 2020-2021 school year alternate assessment data to school systems for review. If your school system assessed more than 1.0 percent of students on the alternate assessment in the 2020-2021 school year, LDOE anticipates that your school system will assess more than 1.0 percent of students on the alternate assessment in the 2021-2022 school year. School systems that exceed the 1.0 percent threshold must complete a justification and request a participation review. ESSA requires the Department to make these justifications publicly available, provided that it does not reveal personally identifiable information about an individual student.

School System: Democracy Prep Baton Rouge

Enter the percentage of students who participated in the alternate assessment during the 2020-2021 school year. This information was disseminated to your school system via FTP on or before January 11, 2022.

	Participation Percentage for the 2020-2021 SY
ELA: LEAP Connect Participation	88.90 %
Math: LEAP Connect Participation	88.90 %
Science: LAA 1 Participation	100.00 %

1. Explain why the school system exceeded an alternate assessment participation rate of 1.0 percent for the 2020-2021 school year. School systems must select **NA (Not Applicable)** or **Applicable** for each option below. **Applicable** must be chosen for at least one of the following and may be chosen for more than one of the following options:

a. If applicable, provide a brief description with supporting data that identifies specific programs or circumstances within the school system that may contribute to higher enrollments of students identified with significant cognitive disabilities that would result in an alternate assessment participation rate in excess of 1.0 percent. (Example: The school system has schools, community and/or health facilities that draw large numbers of students with significant cognitive disabilities.):

NA

Applicable b. If applicable, briefly describe how a small overall student enrollment in the school system contributes to the likelihood that even a small number of students found eligible to participate in the alternate assessment would result in a participation rate in excess of 1.0 percent. (Example: The total tested population is less than 300 and the total number of students participating in the alternate assessment is 3 or less.):
With a total tested population of 400, the total number of student participating in the alternate assessment would be 4 or less.

NA

c. If applicable, briefly describe any other or additional justification of variables that may contribute to the school system's alternate assessment participation rate in excess of 1.0 percent:

2. By submitting this form, the school system assures that it is taking these required actions:

- ✓ The school system verifies that all students participating in the alternate assessment meet Louisiana's participation criteria.

The school system verifies that any disproportionality in the percentage of students in any subgroup taking the alternate assessment will be addressed.

Required Signatures*

Special Education Director Signature*: <i>Elie Grose</i>	Date: 1/28/2022
Printed Name: Elie Grose	
Superintendent Signature*: <i>Jalynn L Davis Jones</i>	Date: 1/31/2022
Printed Name: Jalynn L Davis Jones	

SCHOOL SYSTEM ALTERNATE ASSESSMENT PARTICIPATION JUSTIFICATION

The Department provided 2020-2021 school year alternate assessment data to school systems for review. If your school system assessed more than 1.0 percent of students on the alternate assessment in the 2020-2021 school year, LDOE anticipates that your school system will assess more than 1.0 percent of students on the alternate assessment in the 2021-2022 school year. School systems that exceed the 1.0 percent threshold must complete a justification and request a participation review. ESSA requires the Department to make these justifications publicly available, provided that it does not reveal personally identifiable information about an individual student.

School System:

Enter the percentage of students who participated in the alternate assessment during the 2020-2021 school year. This information was disseminated to your school system via FTP on or before January 11, 2022.

	Participation Percentage for the 2020-2021 SY
ELA: LEAP Connect Participation	%
Math: LEAP Connect Participation	%
Science: LAA 1 Participation	%

1. Explain why the school system exceeded an alternate assessment participation rate of 1.0 percent for the 2020-2021 school year. **School systems must select NA (Not Applicable) or Applicable for each option below. Applicable must be chosen for at least one of the following and may be chosen for more than one of the following options:**
 - a. **If applicable, provide a brief description with supporting data** that identifies specific programs or circumstances within the school system that may contribute to higher enrollments of students identified with significant cognitive disabilities that would result in an alternate assessment participation rate in excess of 1.0 percent. (Example: The school system has schools, community and/or health facilities that draw large numbers of students with significant cognitive disabilities.):

 - b. **If applicable, briefly describe** how a small overall student enrollment in the school system contributes to the likelihood that even a small number of students found eligible to participate in the alternate assessment would result in a participation rate in excess of 1.0 percent. (Example: The total tested population is less than 300 and the total number of students participating in the alternate assessment is 3 or less.):


 - c. **If applicable, briefly describe any other or additional justification of variables** that may contribute to the school system’s alternate assessment participation rate in excess of 1.0 percent:

2. By submitting this form, the school system assures that it is taking these required actions:

The school system verifies that all students participating in the alternate assessment meet Louisiana's participation criteria.

The school system verifies that any disproportionality in the percentage of students in any subgroup taking the alternate assessment will be addressed.

Required Signatures*

Special Education Director Signature*:	Date:
Printed Name:	
Superintendent Signature*: 	Date: 2/17/22
Printed Name: Stacy Martin	