

Division of Diverse Learners

Alternate Assessment

Participation Review Process

School System Participation Justification

The Department is providing 2022-2023 school year alternate assessment data to school systems for review. If your school system assessed more than 1.0 percent of students using an alternate assessment in the 2022-2023 school year, we anticipated that your school system assessed more than 1.0 percent of students with an alternate assessment in the 2023-2024 school year. School systems that exceeded the 1.0 percent threshold must complete an alternate assessment justification and request a review of data and procedures related to alternate state assessments. The Every Student Succeeds Act (ESSA) requires the Department to make these justifications publicly available, provided that personally identifiable information about an individual student is not revealed.

School System Name: *Assumption Parish*

Enter the percentage of students who participated in the alternate assessment during the 2022-2023 school year. This information was disseminated to your school system via FTP on or before March 25, 2024.

LEAP Connect Participation by Subject	Participation Percentage for SY 2022-2023
ELA: LEAP Connect Participation	<i>2.3</i> %
Math: LEAP Connect Participation	<i>2.3</i> %
Science: LEAP Connect Participation	<i>1.2</i> %

1. Explain why the alternate assessment participation rate of 1.0 percent was exceeded for the 2022-2023 school year. **School systems must select Not Applicable (NA) or Applicable (A) for each option below. Applicable must be chosen for at least one of the following and may be chosen for more than one of the following options:**

- NA**
- a. **If applicable, provide a brief description with supporting data** that identifies specific programs or circumstances within the school system that may contribute to higher enrollments of students identified with significant cognitive disabilities that would result in an alternate assessment participation rate in excess of 1.0 percent. (Example: The school system has schools, community

and/or health facilities that draw large numbers of students with significant cognitive disabilities.):

~~NA~~
Applicable

b. If applicable, briefly describe how a small overall student enrollment in the school system contributes to the likelihood that even a small number of students found eligible to participate in an alternate assessment would result in a participation rate in excess of 1.0 percent. (Example: The total tested population is less than 300 and the total number of students participating in the alternate assessment is 3 or less.):

★ see attached for answer to 1 b.

NA

c. If applicable, briefly describe other or additional justification of variables that may contribute to the school system's alternate assessment participation rate in excess of 1.0 percent:

2. The school system verifies that all students participating in the alternate assessment meet Louisiana's participation criteria as outlined in State Board of Elementary and Secondary Education (BESE) Bulletin 1530-Louisiana's IEP Handbook for Students with Exceptionalities.



By submitting this form, the school system assures that the following actions are being taken to comply with the 1% participation cap threshold:

a. Review of Student Records

	Number of Reviewed Student Records	Number of Records Compliant with Eligibility Criteria	Number of Records Non-Compliant with Eligibility Criteria	Corrective Actions Taken (If Applicable)
Elementary School Students	6	6	0	

Middle School Students	20	20	0	
High School Students	7	7	0	
Total Number of Files	33	33	0	

- b. The school system assures that any disproportionality in the percentage of students in any subgroup participating in the alternate assessment will be addressed through strategic actions. (Examples: Including all stakeholders in decision-making, conducting annual reviews, addressing the unique needs of English Learners (ELs), continuing education/professional development, reviewing criteria/state guidance for the alternate assessment qualification).

Special Education Lead Administrator Signature*: 	Date: 4/12/24
Printed Name: Sole Bartolomey	
Superintendent / Charter Lead Administrator Signature*: 	Date: 4/12/24
Printed Name: Sole Bartolomey	

*Required signatures. Original signatures should be kept on file at the school system.

To submit this justification form, please sign and upload to the DM FTP by **April 12, 2024**.

1.b

The total tested population for Assumption Parish School System for the 2022/23 school year was 1342 and the total number of students participating in the alternate assessment was 31. All of our schools within the district have a small overall student enrollment which contributes to the result of an excess of 1.0 percent participation rate. Assumption High School: ELA: total tested population = 175; alternate assessment population = 5; Total Percentage = 2.9 Math total tested population = 161; alternate assessment population = 5; Total Percentage = 3.1; ELA and Math: Belle Rose Middle School total tested population = 108; Alternate Assessment population = 4; Total Percentage = 3.7 ELA and Math: Labadieville Middle School total tested population = 228; Alternate Assessment population = 8; Total Percentage = 3.5 ELA and Math: Labadieville Primary School total tested population = 92 ; alternate assessment population =2 Total percentage = 2.2

Division of Diverse Learners

Alternate Assessment

Participation Review Process

School System Participation Justification

The Department is providing 2022-2023 school year alternate assessment data to school systems for review. If your school system assessed more than 1.0 percent of students using an alternate assessment in the 2022-2023 school year, we anticipated that your school system assessed more than 1.0 percent of students with an alternate assessment in the 2023-2024 school year. School systems that exceeded the 1.0 percent threshold must complete an alternate assessment justification and request a review of data and procedures related to alternate state assessments. The Every Student Succeeds Act (ESSA) requires the Department to make these justifications publicly available, provided that personally identifiable information about an individual student is not revealed.

School System Name: Winn 064

Enter the percentage of students who participated in the alternate assessment during the 2022-2023 school year. This information was disseminated to your school system via FTP on or before March 25, 2024.

LEAP Connect Participation by Subject	Participation Percentage for SY 2022-2023	
ELA: LEAP Connect Participation	2.0	%
Math: LEAP Connect Participation	2.0	%
Science: LEAP Connect Participation	0.6	%

1. Explain why the alternate assessment participation rate of 1.0 percent was exceeded for the 2022-2023 school year. **School systems must select Not Applicable (NA) or Applicable (A) for each option below. Applicable must be chosen for at least one of the following and may be chosen for more than one of the following options:**

- NA** a. **If applicable, provide a brief description with supporting data** that identifies specific programs or circumstances within the school system that may contribute to higher enrollments of students identified with significant cognitive disabilities that would result in an alternate assessment participation rate in excess of 1.0 percent. (Example: The school system has schools, community

and/or health facilities that draw large numbers of students with significant cognitive disabilities.):

N/A

- b. If applicable, briefly describe** how a small overall student enrollment in the school system contributes to the likelihood that even a small number of students found eligible to participate in an alternate assessment would result in a participation rate in excess of 1.0 percent. (Example: The total tested population is less than 300 and the total number of students participating in the alternate assessment is 3 or less.):

Winn Parish’s total tested population of students in 2022-23 was 960 based on the 1% Cap Roster. There were 20 total students that participated in the alternate assessment, which resulted in a value of 2.1%. In a small district, the number of students participating in alternate assessment varies by grade level each year.

- c. If applicable, briefly describe other or additional justification of variables** that may contribute to the school system’s alternate assessment participation rate in excess of 1.0 percent:

After careful review of student records, evaluation reports, and testing reports, it was determined that students qualifying for alternate assessment during the 2022-23 testing cycle, met alternate assessment criteria. Expansion of alternate assessment criteria in recent years lowered criteria, therefore resulting in more students qualifying.

2. The school system verifies that all students participating in the alternate assessment meet Louisiana’s participation criteria as outlined in State Board of Elementary and Secondary Education (BESE) Bulletin 1530-Louisiana’s IEP Handbook for Students with Exceptionalities.



By submitting this form, the school system assures that the following actions are being taken to comply with the 1% participation cap threshold:

- a. Review of Student Records

	Number of Reviewed Student Records	Number of Records Compliant with Eligibility Criteria	Number of Records Non-Compliant with Eligibility Criteria	Corrective Actions Taken (If Applicable)
Elementary School Students	4	4	0	N/A

Middle School Students	13	13	0	N/A
High School Students	3	3	0	N/A
Total Number of Files	20	20	0	N/A

- b. The school system assures that any disproportionality in the percentage of students in any subgroup participating in the alternate assessment will be addressed through strategic actions. (Examples: Including all stakeholders in decision-making, conducting annual reviews, addressing the unique needs of English Learners (ELs), continuing education/professional development, reviewing criteria/state guidance for the alternate assessment qualification).

Special Education Lead Administrator Signature*: 	Date: 4/11/24
Printed Name: Candy M. Polk	
Superintendent / Charter Lead Administrator Signature*: 	Date: 4/11/24
Printed Name: Al Simmons	

*Required signatures. Original signatures should be kept on file at the school system.

To submit this justification form, please sign and upload to the DM FTP by **April 12, 2024**.

Division of Diverse Learners

Alternate Assessment

Participation Review Process

School System Participation Justification

The Department is providing 2022-2023 school year alternate assessment data to school systems for review. If your school system assessed more than 1.0 percent of students using an alternate assessment in the 2022-2023 school year, we anticipated that your school system assessed more than 1.0 percent of students with an alternate assessment in the 2023-2024 school year. School systems that exceeded the 1.0 percent threshold must complete an alternate assessment justification and request a review of data and procedures related to alternate state assessments. The Every Student Succeeds Act (ESSA) requires the Department to make these justifications publicly available, provided that personally identifiable information about an individual student is not revealed.

School System Name: Mc Main Charter School

Enter the percentage of students who participated in the alternate assessment during the 2022-2023 school year. This information was disseminated to your school system via FTP on or before March 25, 2024.

LEAP Connect Participation by Subject	Participation Percentage for SY 2022-2023
ELA: LEAP Connect Participation	< 1 %
Math: LEAP Connect Participation	<1 %
Science: LEAP Connect Participation	1.1 %

1. Explain why the alternate assessment participation rate of 1.0 percent was exceeded for the 2022-2023 school year. School systems must select Not Applicable (NA) or Applicable (A) for each option below. Applicable must be chosen for at least one of the following and may be chosen for more than one of the following options:
 - a. If applicable, provide a brief description with supporting data that identifies specific programs or circumstances within the school system that may contribute to higher enrollments of students identified with

significant cognitive disabilities that would result in an alternate assessment participation rate in excess of 1.0 percent. (Example: The school system has schools, community and/or health facilities that draw large numbers of students with significant cognitive disabilities.):

New Orleans Public Schools through the One App process controls enrollment and assigns scholars to schools. Scholars were diagnosed and placed with moderate to severe impairments prior to enrollment to the high school.

- b. If applicable, briefly describe how a small overall student enrollment in the school system contributes to the likelihood that even a small number of students found eligible to participate in an alternate assessment would result in a participation rate in excess of 1.0 percent. (Example: The total tested population is less than 300 and the total number of students participating in the alternate assessment is 3 or less.):

The total tested population for 2023 Science LEAP is less than 200 and total number of students participating in science alternate assessment is 2.

- c. If applicable, briefly describe other or additional justification of variables that may contribute to the school system’s alternate assessment participation rate in excess of 1.0 percent:

96% of scholars who took 2023 Science LEAP a Mc Main are Black or African American.

- 2. The school system verifies that all students participating in the alternate assessment meet Louisiana’s participation criteria as outlined in State Board of Elementary and Secondary Education (BESE) Bulletin 1530- Louisiana’s IEP Handbook for Students with Exceptionalities.

By submitting this form, the school system assures that the following actions are being taken to comply with the 1% participation cap threshold:

a. Review of Student Records

	Number of Reviewed Student Records	Number of Records Compliant with Eligibility Criteria	Number of Records Non-Compliant with Eligibility Criteria	Corrective Actions Taken (If Applicable)

Elementary School Students	0	0	0	Non-applicable
----------------------------	---	---	---	----------------

Middle School Students	0	0	0	Non - applicable
High School Students	2	2	0	Non - applicable
Total Number of Files	2	2	0	Non - applicable

- b. The school system assures that any disproportionality in the percentage of students in any subgroup participating in the alternate assessment will be addressed through strategic actions. (Examples: Including all stakeholders in decision-making, conducting annual reviews, addressing the unique needs of English Learners (ELs), continuing education/professional development, reviewing criteria/state guidance for the alternate assessment qualification).

Special Education Lead Administrator Signature*: 	Date: 04/12/24
Printed Name: Dianne Lewis	
Superintendent / Charter Lead Administrator Signature*: 	Date: 04.12.24
Printed Name: Jamar McKneely	

*Required signatures. Original signatures should be kept on file at the school system.

To submit this justification form, please sign and upload to the DM FTP by April 12, 2024.

Division of Diverse Learners

Alternate Assessment

Participation Review Process

School System Participation Justification

The Department is providing 2022-2023 school year alternate assessment data to school systems for review. If your school system assessed more than 1.0 percent of students using an alternate assessment in the 2022-2023 school year, we anticipated that your school system assessed more than 1.0 percent of students with an alternate assessment in the 2023-2024 school year. School systems that exceeded the 1.0 percent threshold must complete an alternate assessment justification and request a review of data and procedures related to alternate state assessments. The Every Student Succeeds Act (ESSA) requires the Department to make these justifications publicly available, provided that personally identifiable information about an individual student is not revealed.

School System Name: Bossier Parish Schools

Enter the percentage of students who participated in the alternate assessment during the 2022-2023 school year. This information was disseminated to your school system via FTP on or before March 25, 2024.

LEAP Connect Participation by Subject	Participation Percentage for SY 2022-2023
ELA: LEAP Connect Participation	1.5 %
Math: LEAP Connect Participation	1.5 %
Science: LEAP Connect Participation	0.6 %

1. Explain why the alternate assessment participation rate of 1.0 percent was exceeded for the 2022-2023 school year. **School systems must select Not Applicable (NA) or Applicable (A) for each option below. Applicable must be chosen for at least one of the following and may be chosen for more than one of the following options:**
 - a. **If applicable, provide a brief description with supporting data** that identifies specific programs or circumstances within the school system that may contribute to higher enrollments of students identified with significant cognitive disabilities that would result in an alternate assessment participation rate in excess of 1.0 percent. (Example: The school system has schools, community

and/or health facilities that draw large numbers of students with significant cognitive disabilities.):

The Bossier Parish School System is unique in that it provides educational services to stud



- A b. **If applicable, briefly describe** how a small overall student enrollment in the school system contributes to the likelihood that even a small number of students found eligible to participate in an alternate assessment would result in a participation rate in excess of 1.0 percent. (Example: The total tested population is less than 300 and the total number of students participating in the alternate assessment is 3 or less.):

The Foster Care and Homeless subgroups increased 22% and 28.3% respectfully in the 22



- A c. **If applicable, briefly describe other or additional justification of variables** that may contribute to the school system’s alternate assessment participation rate in excess of 1.0 percent:

The overall populations of all subgroups except "white" increased significantly for the 22-23



2. The school system verifies that all students participating in the alternate assessment meet Louisiana’s participation criteria as outlined in State Board of Elementary and Secondary Education (BESE) Bulletin 1530-Louisiana’s IEP Handbook for Students with Exceptionalities.



By submitting this form, the school system assures that the following actions are being taken to comply with the 1% participation cap threshold:

- a. Review of Student Records

	Number of Reviewed Student Records	Number of Records Compliant with Eligibility Criteria	Number of Records Non-Compliant with Eligibility Criteria	Corrective Actions Taken (If Applicable)
Elementary School Students	3	3	0	

Middle School Students	5	5	0	
High School Students	2	2	0	
Total Number of Files	10	10	0	

- b. The school system assures that any disproportionality in the percentage of students in any subgroup participating in the alternate assessment will be addressed through strategic actions. (Examples: Including all stakeholders in decision-making, conducting annual reviews, addressing the unique needs of English Learners (ELs), continuing education/professional development, reviewing criteria/state guidance for the alternate assessment qualification).

Special Education Lead Administrator Signature*:  <small>Lillian Holley (Apr 11, 2024 10:17 CDT)</small>	Date: Apr 11, 2024
Printed Name: Lillian Holley, Director	
Superintendent / Charter Lead Administrator Signature*:  <small>Jason Rowland (Apr 11, 2024 12:17 CDT)</small>	Date: Apr 11, 2024
Printed Name: Jason Rowland, Superintendent	

*Required signatures. Original signatures should be kept on file at the school system.

To submit this justification form, please sign and upload to the DM FTP by **April 12, 2024**.

Division of Diverse Learners

Alternate Assessment

Participation Review Process

School System Participation Justification

The Department is providing 2022-2023 school year alternate assessment data to school systems for review. If your school system assessed more than 1.0 percent of students using an alternate assessment in the 2022-2023 school year, we anticipated that your school system assessed more than 1.0 percent of students with an alternate assessment in the 2023-2024 school year. School systems that exceeded the 1.0 percent threshold must complete an alternate assessment justification and request a review of data and procedures related to alternate state assessments. The Every Student Succeeds Act (ESSA) requires the Department to make these justifications publicly available, provided that personally identifiable information about an individual student is not revealed.

School System Name: Belle Chasse Academy

Enter the percentage of students who participated in the alternate assessment during the 2022-2023 school year. This information was disseminated to your school system via FTP on or before March 25, 2024.

LEAP Connect Participation by Subject	Participation Percentage for SY 2022-2023
ELA: LEAP Connect Participation	1.1 %
Math: LEAP Connect Participation	1.1 %
Science: LEAP Connect Participation	1.1 %

1. Explain why the alternate assessment participation rate of 1.0 percent was exceeded for the 2022-2023 school year. **School systems must select Not Applicable (NA) or Applicable (A) for each option below. Applicable must be chosen for at least one of the following and may be chosen for more than one of the following options:**
 - a. **If applicable, provide a brief description with supporting data** that identifies specific programs or circumstances within the school system that may contribute to higher enrollments of students identified with significant cognitive disabilities that would result in an alternate assessment participation rate in excess of 1.0 percent. (Example: The school system has schools, community

and/or health facilities that draw large numbers of students with significant cognitive disabilities.):

Our enrollment fluctuates each school year due to our population of primarily military-dependent students. We receive students from all areas of the nation which include students with significant cognitive disabilities. Due to these factors, we had a higher enrollment proportion of students identified with significant cognitive disabilities that resulted in an alternate assessment participation rate in excess of 1.0% for the 2022-2023 school year.

- A
- b. **If applicable, briefly describe** how a small overall student enrollment in the school system contributes to the likelihood that even a small number of students found eligible to participate in an alternate assessment would result in a participation rate in excess of 1.0 percent. (Example: The total tested population is less than 300 and the total number of students participating in the alternate assessment is 3 or less.):

The total tested population was 528 students and the total number of students participating in the alternative assessment was 6 for the 2022-2023 school year. This resulted in 1.1% participation rate.

- A
- c. **If applicable, briefly describe other or additional justification of variables** that may contribute to the school system’s alternate assessment participation rate in excess of 1.0 percent:

Not applicable.

2. The school system verifies that all students participating in the alternate assessment meet Louisiana’s participation criteria as outlined in State Board of Elementary and Secondary Education (BESE) Bulletin 1530-Louisiana’s IEP Handbook for Students with Exceptionalities.

By submitting this form, the school system assures that the following actions are being taken to comply with the 1% participation cap threshold:

- a. Review of Student Records

	Number of Reviewed Student Records	Number of Records Compliant with Eligibility Criteria	Number of Records Non-Compliant with Eligibility Criteria	Corrective Actions Taken (If Applicable)
Elementary School Students	2	2	0	0

Middle School Students	1	1	0	0
High School Students	0	0	0	0
Total Number of Files	3	3	3	3

- b. The school system assures that any disproportionality in the percentage of students in any subgroup participating in the alternate assessment will be addressed through strategic actions. (Examples: Including all stakeholders in decision-making, conducting annual reviews, addressing the unique needs of English Learners (ELs), continuing education/professional development, reviewing criteria/state guidance for the alternate assessment qualification).

Special Education Lead Administrator Signature*: Margaret Parker	Date: 4/12/2024
Printed Name: Margaret Parker	
Superintendent / Charter Lead Administrator Signature*: Rene Thompson	Date: 4/12/2024
Printed Name: Rene Thompson	

*Required signatures. Original signatures should be kept on file at the school system.

To submit this justification form, please sign and upload to the DM FTP by **April 12, 2024**.

Division of Diverse Learners

Alternate Assessment

Participation Review Process

School System Participation Justification

The Department is providing 2022-2023 school year alternate assessment data to school systems for review. If your school system assessed more than 1.0 percent of students using an alternate assessment in the 2022-2023 school year, we anticipated that your school system assessed more than 1.0 percent of students with an alternate assessment in the 2023-2024 school year. School systems that exceeded the 1.0 percent threshold must complete an alternate assessment justification and request a review of data and procedures related to alternate state assessments. The Every Student Succeeds Act (ESSA) requires the Department to make these justifications publicly available, provided that personally identifiable information about an individual student is not revealed.

School System Name: CALCASIEU PARISH SCHOOL BOARD

Enter the percentage of students who participated in the alternate assessment during the 2022-2023 school year. This information was disseminated to your school system via FTP on or before March 25, 2024.

LEAP Connect Participation by Subject	Participation Percentage for SY 2022-2023
ELA: LEAP Connect Participation	1.2 %
Math: LEAP Connect Participation	1.2 %
Science: LEAP Connect Participation	.6 %

1. Explain why the alternate assessment participation rate of 1.0 percent was exceeded for the 2022-2023 school year. **School systems must select Not Applicable (NA) or Applicable (A) for each option below. Applicable must be chosen for at least one of the following and may be chosen for more than one of the following options:**
 - a. **If applicable, provide a brief description with supporting data** that identifies specific programs or circumstances within the school system that may contribute to higher enrollments of students identified with significant cognitive disabilities that would result in an alternate assessment participation rate in excess of 1.0 percent. (Example: The school system has schools, community

and/or health facilities that draw large numbers of students with significant cognitive disabilities.):

Over 15% of students in Calcasieu Parish attend non-public and charter schools, therefore this causes CPSB to be disproportionate for students with significant disabilities. LEAP connect students typically enroll in CPSB due to the extreme amount of resources available in comparison to non-public. This rationale causes CPSB to be disproportionate.

b. **If applicable, briefly describe** how a small overall student enrollment in the school system contributes to the likelihood that even a small number of students found eligible to participate in an alternate assessment would result in a participation rate in excess of 1.0 percent. (Example: The total tested population is less than 300 and the total number of students participating in the alternate assessment is 3 or less.):

c. **If applicable, briefly describe other or additional justification of variables** that may contribute to the school system’s alternate assessment participation rate in excess of 1.0 percent:

When the LEAP connect criteria changed to include ID- Mild students, this directly impacted the number of students that qualified for LEAP connect. However, in return this has allowed students to be in appropriate programs that lead them to postsecondary success in terms of employment. Prior to this change, many ID-Mild students ended up leaving high school with a certificate of achievement in stead of an actual diploma.

2. The school system verifies that all students participating in the alternate assessment meet Louisiana’s participation criteria as outlined in State Board of Elementary and Secondary Education (BESE) Bulletin 1530-Louisiana’s IEP Handbook for Students with Exceptionalities.

By submitting this form, the school system assures that the following actions are being taken to comply with the 1% participation cap threshold:

a. Review of Student Records

	Number of Reviewed Student Records	Number of Records Compliant with Eligibility Criteria	Number of Records Non-Compliant with Eligibility Criteria	Corrective Actions Taken (If Applicable)
Elementary School Students	30	30	0	Not Applicable

Middle School Students	30	30	0	Not Applicable
High School Students	30	30	0	Not Applicable
Total Number of Files	90	90	0	Not Applicable

- b. The school system assures that any disproportionality in the percentage of students in any subgroup participating in the alternate assessment will be addressed through strategic actions. (Examples: Including all stakeholders in decision-making, conducting annual reviews, addressing the unique needs of English Learners (ELs), continuing education/professional development, reviewing criteria/state guidance for the alternate assessment qualification).

Special Education Lead Administrator Signature: 	Date: 4/9/2024
Printed Name: Bonnie Wayne Harvey Jr.	
Superintendent / Charter Lead Administrator Signature*: 	Date: 4.10.24
Printed Name: Shanna LaFargue	

*Required signatures. Original signatures should be kept on file at the school system.

To submit this justification form, please sign and upload to the DM FTP by **April 12, 2024**.

Division of Diverse Learners

Alternate Assessment

Participation Review Process

School System Participation Justification

The Department is providing 2022-2023 school year alternate assessment data to school systems for review. If your school system assessed more than 1.0 percent of students using an alternate assessment in the 2022-2023 school year, we anticipated that your school system assessed more than 1.0 percent of students with an alternate assessment in the 2023-2024 school year. School systems that exceeded the 1.0 percent threshold must complete an alternate assessment justification and request a review of data and procedures related to alternate state assessments. The Every Student Succeeds Act (ESSA) requires the Department to make these justifications publicly available, provided that personally identifiable information about an individual student is not revealed.

School System Name: Concordia Parish

Enter the percentage of students who participated in the alternate assessment during the 2022-2023 school year. This information was disseminated to your school system via FTP on or before March 25, 2024.

LEAP Connect Participation by Subject	Participation Percentage for SY 2022-2023
ELA: LEAP Connect Participation	100 %
Math: LEAP Connect Participation	100 %
Science: LEAP Connect Participation	100 %

1. Explain why the alternate assessment participation rate of 1.0 percent was exceeded for the 2022-2023 school year. **School systems must select Not Applicable (NA) or Applicable (A) for each option below. Applicable must be chosen for at least one of the following and may be chosen for more than one of the following options:**
 - a. **If applicable, provide a brief description with supporting data** that identifies specific programs or circumstances within the school system that may contribute to higher enrollments of students identified with significant cognitive disabilities that would result in an alternate assessment participation rate in excess of 1.0 percent. (Example: The school system has schools, community

and/or health facilities that draw large numbers of students with significant cognitive disabilities.):

b. **If applicable, briefly describe** how a small overall student enrollment in the school system contributes to the likelihood that even a small number of students found eligible to participate in an alternate assessment would result in a participation rate in excess of 1.0 percent. (Example: The total tested population is less than 300 and the total number of students participating in the alternate assessment is 3 or less.):

c. **If applicable, briefly describe other or additional justification of variables** that may contribute to the school system’s alternate assessment participation rate in excess of 1.0 percent:

Concordia Parish follows the state's eligibility criteria for students that participate in alternate assessment. In addition, Pupial Appraisal staff has to approve any student that the teacher is recommending for Alternate Assessment on or before IEP meetings using the Leap Connect Eligibility Criteria form which is the same criteria as the state's criteria.

2. The school system verifies that all students participating in the alternate assessment meet Louisiana’s participation criteria as outlined in State Board of Elementary and Secondary Education (BESE) Bulletin 1530-Louisiana’s IEP Handbook for Students with Exceptionalities.

By submitting this form, the school system assures that the following actions are being taken to comply with the 1% participation cap threshold:

a. Review of Student Records

	Number of Reviewed Student Records	Number of Records Compliant with Eligibility Criteria	Number of Records Non-Compliant with Eligibility Criteria	Corrective Actions Taken (If Applicable)
Elementary School Students	14	14	0	

Middle School Students	16	16	0	
High School Students	5	5	0	
Total Number of Files	35	35	35	

- b. The school system assures that any disproportionality in the percentage of students in any subgroup participating in the alternate assessment will be addressed through strategic actions. (Examples: Including all stakeholders in decision-making, conducting annual reviews, addressing the unique needs of English Learners (ELs), continuing education/professional development, reviewing criteria/state guidance for the alternate assessment qualification).

Special Education Lead Administrator Signature* <i>Ashley Prunty</i>	Date: <i>4/9/2024</i>
Printed Name: <i>Ashley Prunty</i>	
Superintendent / Charter Lead Administrator Signature* <i>Toya Bachus</i>	Date: <i>4-12-24</i>
Printed Name: <i>Toya Bachus</i>	

*Required signatures. Original signatures should be kept on file at the school system.

To submit this justification form, please sign and upload to the DM FTP by **April 12, 2024**.

Division of Diverse Learners

Alternate Assessment

Participation Review Process

School System Participation Justification

The Department is providing 2022-2023 school year alternate assessment data to school systems for review. If your school system assessed more than 1.0 percent of students using an alternate assessment in the 2022-2023 school year, we anticipated that your school system assessed more than 1.0 percent of students with an alternate assessment in the 2023-2024 school year. School systems that exceeded the 1.0 percent threshold must complete an alternate assessment justification and request a review of data and procedures related to alternate state assessments. The Every Student Succeeds Act (ESSA) requires the Department to make these justifications publicly available, provided that personally identifiable information about an individual student is not revealed.

School System Name: Lafayette Parish School System (028)

Enter the percentage of students who participated in the alternate assessment during the 2022-2023 school year. This information was disseminated to your school system via FTP on or before March 25, 2024.

LEAP Connect Participation by Subject	Participation Percentage for SY 2022-2023
ELA: LEAP Connect Participation	1.6 %
Math: LEAP Connect Participation	1.6 %
Science: LEAP Connect Participation	.7 %

1. Explain why the alternate assessment participation rate of 1.0 percent was exceeded for the 2022-2023 school year. **School systems must select Not Applicable (NA) or Applicable (A) for each option below. Applicable must be chosen for at least one of the following and may be chosen for more than one of the following options:**

- a. **If applicable, provide a brief description with supporting data** that identifies specific programs or circumstances within the school system that may contribute to higher enrollments of students identified with significant cognitive disabilities that would result in an alternate assessment participation rate in excess of 1.0 percent. (Example: The school system has schools, community

and/or health facilities that draw large numbers of students with significant cognitive disabilities.):

Lafayette Parish School System had an overall increase of students with disabilities enrolled and evaluated students that meet the criteria for Alternate Assessment.

- A b. **If applicable, briefly describe** how a small overall student enrollment in the school system contributes to the likelihood that even a small number of students found eligible to participate in an alternate assessment would result in a participation rate in excess of 1.0 percent. (Example: The total tested population is less than 300 and the total number of students participating in the alternate assessment is 3 or less.):

Lafayette Parish School System has a total of 15,667 student who participated in state-wide assessment testing. 248 students took the LEAP Connect Assessment test. Additional contributing factors could be the total number of homeless, foster care, and EL students who moved into the Lafayette Parish School System's district.

- A c. **If applicable, briefly describe other or additional justification of variables** that may contribute to the school system's alternate assessment participation rate in excess of 1.0 percent:
- In 2021-2022 and 2022-2023; There was an increase of students with disabilities identified as Intellectually Disabled. There was also an increase for students being identified with Autism.

2. The school system verifies that all students participating in the alternate assessment meet Louisiana's participation criteria as outlined in State Board of Elementary and Secondary Education (BESE) Bulletin 1530-Louisiana's IEP Handbook for Students with Exceptionalities.

By submitting this form, the school system assures that the following actions are being taken to comply with the 1% participation cap threshold:

- a. Review of Student Records

	Number of Reviewed Student Records	Number of Records Compliant with Eligibility Criteria	Number of Records Non-Compliant with Eligibility Criteria	Corrective Actions Taken (If Applicable)
Elementary School Students	20	20	0	N/A

Middle School Students	20	20	0	N/A
High School Students	10	10	0	N/A
Total Number of Files	50	50	0	N/A

- b. The school system assures that any disproportionality in the percentage of students in any subgroup participating in the alternate assessment will be addressed through strategic actions. (Examples: Including all stakeholders in decision-making, conducting annual reviews, addressing the unique needs of English Learners (ELs), continuing education/professional development, reviewing criteria/state guidance for the alternate assessment qualification).

Special Education Lead Administrator Signature*:	Date: 4-12-24
Printed Name: Holly C. Ortego	
Superintendent / Charter Lead Administrator Signature*:	Date: 4-12-24
Printed Name: Francis Touchet	

*Required signatures. Original signatures should be kept on file at the school system.

To submit this justification form, please sign and upload to the DM FTP by **April 12, 2024**.

Division of Diverse Learners

Alternate Assessment

Participation Review Process

School System Participation Justification

The Department is providing 2022-2023 school year alternate assessment data to school systems for review. If your school system assessed more than 1.0 percent of students using an alternate assessment in the 2022-2023 school year, we anticipated that your school system assessed more than 1.0 percent of students with an alternate assessment in the 2023-2024 school year. School systems that exceeded the 1.0 percent threshold must complete an alternate assessment justification and request a review of data and procedures related to alternate state assessments. The Every Student Succeeds Act (ESSA) requires the Department to make these justifications publicly available, provided that personally identifiable information about an individual student is not revealed.

School System Name: St. Tammany Parish Public School System

Enter the percentage of students who participated in the alternate assessment during the 2022-2023 school year. This information was disseminated to your school system via FTP on or before March 25, 2024.

LEAP Connect Participation by Subject	Participation Percentage for SY 2022-2023	
ELA: LEAP Connect Participation	1.6	%
Math: LEAP Connect Participation	1.6	%
Science: LEAP Connect Participation	0.7	%

1. Explain why the alternate assessment participation rate of 1.0 percent was exceeded for the 2022-2023 school year. **School systems must select Not Applicable (NA) or Applicable (A) for each option below. Applicable must be chosen for at least one of the following and may be chosen for more than one of the following options:**

NA

- a. **If applicable, provide a brief description with supporting data** that identifies specific programs or circumstances within the school system that may contribute to higher enrollments of students identified with significant cognitive disabilities that would result in an alternate assessment participation rate in excess of 1.0 percent. (Example: The school system has schools, community

and/or health facilities that draw large numbers of students with significant cognitive disabilities.):

STPPS is a large school district, servicing over 37,000 students, including more than 6,700 students with disabilities, which is 17.8% of our total student population. That high percentage of SWDs is reflected in the various exceptionalities, including students with significant cognitive delays. In addition, the strength of our programming and the number of classes and services available for this population draws a larger number of families to our area than is typical.

NA b. **If applicable, briefly describe** how a small overall student enrollment in the school system contributes to the likelihood that even a small number of students found eligible to participate in an alternate assessment would result in a participation rate in excess of 1.0 percent. (Example: The total tested population is less than 300 and the total number of students participating in the alternate assessment is 3 or less.):

NA c. **If applicable, briefly describe other or additional justification of variables** that may contribute to the school system’s alternate assessment participation rate in excess of 1.0 percent:

2. The school system verifies that all students participating in the alternate assessment meet Louisiana’s participation criteria as outlined in State Board of Elementary and Secondary Education (BESE) Bulletin 1530-Louisiana’s IEP Handbook for Students with Exceptionalities.

By submitting this form, the school system assures that the following actions are being taken to comply with the 1% participation cap threshold:

a. Review of Student Records

	Number of Reviewed Student Records	Number of Records Compliant with Eligibility Criteria	Number of Records Non-Compliant with Eligibility Criteria	Corrective Actions Taken (If Applicable)
Elementary School Students	156	156	0	N/A

Middle School Students	130	130	0	N/A
High School Students	202	202	0	N/A
Total Number of Files	488	488	0	N/A

- b. The school system assures that any disproportionality in the percentage of students in any subgroup participating in the alternate assessment will be addressed through strategic actions. (Examples: Including all stakeholders in decision-making, conducting annual reviews, addressing the unique needs of English Learners (ELs), continuing education/professional development, reviewing criteria/state guidance for the alternate assessment qualification).

Special Education Lead Administrator Signature*: <i>Kerri S. Soo</i>	Date: <i>4-9-2024</i>
Printed Name: Kerri Soo, Director of Students with Exceptionalities	4/9/2024
Superintendent / Charter Lead Administrator Signature*:	Date:
Printed Name: Frank Jabbia, Superintendent	

*Required signatures. Original signatures should be kept on file at the school system.

To submit this justification form, please sign and upload to the DM FTP by **April 12, 2024**.

Division of Diverse Learners

Alternate Assessment

Participation Review Process

School System Participation Justification

The Department is providing 2022-2023 school year alternate assessment data to school systems for review. If your school system assessed more than 1.0 percent of students using an alternate assessment in the 2022-2023 school year, we anticipated that your school system assessed more than 1.0 percent of students with an alternate assessment in the 2023-2024 school year. School systems that exceeded the 1.0 percent threshold must complete an alternate assessment justification and request a review of data and procedures related to alternate state assessments. The Every Student Succeeds Act (ESSA) requires the Department to make these justifications publicly available, provided that personally identifiable information about an individual student is not revealed.

School System Name: East Feliciana

Enter the percentage of students who participated in the alternate assessment during the 2022-2023 school year. This information was disseminated to your school system via FTP on or before March 25, 2024.

LEAP Connect Participation by Subject	Participation Percentage for SY 2022-2023
ELA: LEAP Connect Participation	100%
Math: LEAP Connect Participation	100%
Science: LEAP Connect Participation	100%

1. Explain why the alternate assessment participation rate of 1.0 percent was exceeded for the 2022-2023 school year. **School systems must select Not Applicable (NA) or Applicable (A) for each option below. Applicable must be chosen for at least one of the following and may be chosen for more than one of the following options:**

NA a. If applicable, provide a brief description with supporting data that identifies specific programs or circumstances within the school system that may contribute to higher enrollments of students identified with significant cognitive disabilities that would result in an alternate assessment participation rate in excess of 1.0 percent. (Example: The school system has schools, community

and/or health facilities that draw large numbers of students with significant cognitive disabilities.):

NA b. If applicable, briefly describe how a small overall student enrollment in the school system contributes to the likelihood that even a small number of students found eligible to participate in an alternate assessment would result in a participation rate in excess of 1.0 percent. (Example: The total tested population is less than 300 and the total number of students participating in the alternate assessment is 3 or less.):

A c. If applicable, briefly describe other or additional justification of variables that may contribute to the school system’s alternate assessment participation rate in excess of 1.0 percent.

Upon conducting a thorough analysis of the student records for the 2022-2023 school year, it has been determined that the reason for the observed increase in rate is most likely attributed to the significant number of students at the elementary level (Pre-K – 6th) who were identified as having autism spectrum disorder (ASD) and were deemed eligible for alternate assessment.


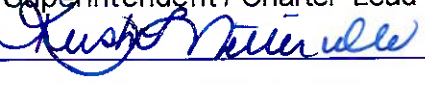
2. The school system verifies that all students participating in the alternate assessment meet Louisiana’s participation criteria as outlined in State Board of Elementary and Secondary Education (BESE) Bulletin 1530-Louisiana’s IEP Handbook for Students with Exceptionalities.

By submitting this form, the school system assures that the following actions are being taken to comply with the 1% participation cap threshold:

a. Review of Student Records

	Number of Reviewed Student Records	Number of Records Compliant with Eligibility Criteria	Number of Records Non-Compliant with Eligibility Criteria	Corrective Actions Taken (If Applicable)
Elementary School Students	9	9	0	N/A
Middle School Students	5	5	0	N/A
High School Students	0	0	0	N/A
Total Number of Files	14	14	0	N/A

- b. The school system assures that any disproportionality in the percentage of students in any subgroup participating in the alternate assessment will be addressed through strategic actions. (Examples: Including all stakeholders in decision-making, conducting annual reviews, addressing the unique needs of English Learners (ELs), continuing education/professional development, reviewing criteria/state guidance for the alternate assessment qualification).

Special Education Lead Administrator Signature*: 	Date: 4/8/24
Printed Name: Latrice Smith	
Superintendent / Charter Lead Administrator Signature*: 	Date: 4/15/24
Printed Name: Keisha L. Netterville	

*Required signatures. Original signatures should be kept on file at the school system.

To submit this justification form, please sign and upload to the DM FTP by **April 12, 2024**.

School System Code	School System Name	Subgroup	ELA_Tester_LEAP_Connect	ELA_Tester_All_Tests	ELA_LEAP_Connect_CAP	ELA_Participation_rate_All_tests
019	East Feliciana Parish	All Students	14	826	1.7	97.3
019	East Feliciana Parish	Black or African American	9	473	1.9	98.5
019	East Feliciana Parish	Economically Disadvantaged	12	657	1.8	97.3
019	East Feliciana Parish	English Learner	0	6	0	100
019	East Feliciana Parish	Foster Care	0	12	0	100
019	East Feliciana Parish	Hispanic/Latino	1	18	5.6	100
019	East Feliciana Parish	Homeless	0	23	0	100
019	East Feliciana Parish	Military Affiliated	0	1	0	100
019	East Feliciana Parish	White	4	322	1.2	95.5

ELA_LEAP_Connect _Participation_rate	Math_Tester_LEAP_ Connect	Math_Tester_All_ Tests	Math_LEAP_ Connect_CAP	Math_Participation_ rate_All tests	Math_Participation_r ate_LEAP_Connect	Science_Tester_ LEAP_Connect	Science_Tester_A ll_Tests
100	14	815	1.7	97.4	100	6	820
100	9	464	1.9	98.5	100	5	478
100	12	645	1.9	97.4	100	5	640
	0	6	0	100		0	6
	0	11	0	100		0	11
100	1	18	5.6	100	100	0	16
	0	25	0	100		0	22
	0	0				0	0
100	4	320	1.3	95.5	100	1	311

Science_LEAP_ Connect_CAP	Science_Participation _rate_All_tests	Science_Participation_ rate_LEAP_Connect
0.7	97.4	100
1	98.6	100
0.8	97.7	100
0	100	
0	100	
0	100	
0	100	
0.3	95.4	100

Division of Diverse Learners

Alternate Assessment

Participation Review Process

School System Participation Justification

The Department is providing 2022-2023 school year alternate assessment data to school systems for review. If your school system assessed more than 1.0 percent of students using an alternate assessment in the 2022-2023 school year, we anticipated that your school system assessed more than 1.0 percent of students with an alternate assessment in the 2023-2024 school year. School systems that exceeded the 1.0 percent threshold must complete an alternate assessment justification and request a review of data and procedures related to alternate state assessments. The Every Student Succeeds Act (ESSA) requires the Department to make these justifications publicly available, provided that personally identifiable information about an individual student is not revealed.

School System Name:

Enter the percentage of students who participated in the alternate assessment during the 2022-2023 school year. This information was disseminated to your school system via FTP on or before March 25, 2024.

LEAP Connect Participation by Subject	Participation Percentage for SY 2022-2023
ELA: LEAP Connect Participation	97.9 %
Math: LEAP Connect Participation	97.8 %
Science: LEAP Connect Participation	97.9 %

1. Explain why the alternate assessment participation rate of 1.0 percent was exceeded for the 2022-2023 school year. **School systems must select Not Applicable (NA) or Applicable (A) for each option below. Applicable must be chosen for at least one of the following and may be chosen for more than one of the following options:**

- A a. **If applicable, provide a brief description with supporting data** that identifies specific programs or circumstances within the school system that may contribute to higher enrollments of students identified with significant cognitive disabilities that would result in an alternate assessment participation rate in excess of 1.0 percent. (Example: The school system has schools, community

and/or health facilities that draw large numbers of students with significant cognitive disabilities.):

Beauregard is adjacent to Ft. Johnson and a large school district (Calcasieu).

- A b. **If applicable, briefly describe** how a small overall student enrollment in the school system contributes to the likelihood that even a small number of students found eligible to participate in an alternate assessment would result in a participation rate in excess of 1.0 percent. (Example: The total tested population is less than 300 and the total number of students participating in the alternate assessment is 3 or less.):

- A c. **If applicable, briefly describe other or additional justification of variables** that may contribute to the school system’s alternate assessment participation rate in excess of 1.0 percent:

2. The school system verifies that all students participating in the alternate assessment meet Louisiana’s participation criteria as outlined in State Board of Elementary and Secondary Education (BESE) Bulletin 1530-Louisiana’s IEP Handbook for Students with Exceptionalities.



By submitting this form, the school system assures that the following actions are being taken to comply with the 1% participation cap threshold:

- a. Review of Student Records

	Number of Reviewed Student Records	Number of Records Compliant with Eligibility Criteria	Number of Records Non-Compliant with Eligibility Criteria	Corrective Actions Taken (If Applicable)
Elementary School Students	6	6		

Middle School Students	26	26		
High School Students	24	24		
Total Number of Files	56	56		

- b. The school system assures that any disproportionality in the percentage of students in any subgroup participating in the alternate assessment will be addressed through strategic actions. (Examples: Including all stakeholders in decision-making, conducting annual reviews, addressing the unique needs of English Learners (ELs), continuing education/professional development, reviewing criteria/state guidance for the alternate assessment qualification).

Special Education Lead Administrator Signature*: 	Date: 4/11/2024
Printed Name: Mac Spikes	
Superintendent / Charter Lead Administrator Signature*: 	Date: 4/11/2024
Printed Name: Larry Hollie	

*Required signatures. Original signatures should be kept on file at the school system.

To submit this justification form, please sign and upload to the DM FTP by **April 12, 2024**.

Division of Diverse Learners

Alternate Assessment

Participation Review Process

School System Participation Justification

The Department is providing 2022-2023 school year alternate assessment data to school systems for review. If your school system assessed more than 1.0 percent of students using an alternate assessment in the 2022-2023 school year, we anticipated that your school system assessed more than 1.0 percent of students with an alternate assessment in the 2023-2024 school year. School systems that exceeded the 1.0 percent threshold must complete an alternate assessment justification and request a review of data and procedures related to alternate state assessments. The Every Student Succeeds Act (ESSA) requires the Department to make these justifications publicly available, provided that personally identifiable information about an individual student is not revealed.

School System Name: Franklin Parish School Board

Enter the percentage of students who participated in the alternate assessment during the 2022-2023 school year. This information was disseminated to your school system via FTP on or before March 25, 2024.

LEAP Connect Participation by Subject	Participation Percentage for SY 2022-2023
ELA: LEAP Connect Participation	2.7 %
Math: LEAP Connect Participation	2.6 %
Science: LEAP Connect Participation	1.3 %

1. Explain why the alternate assessment participation rate of 1.0 percent was exceeded for the 2022-2023 school year. **School systems must select Not Applicable (NA) or Applicable (A) for each option below. Applicable must be chosen for at least one of the following and may be chosen for more than one of the following options:**

- A
 - a. **If applicable, provide a brief description with supporting data** that identifies specific programs or circumstances within the school system that may contribute to higher enrollments of students identified with significant cognitive disabilities that would result in an alternate assessment participation rate in excess of 1.0 percent. (Example: The school system has schools, community

and/or health facilities that draw large numbers of students with significant cognitive disabilities.):

Due to being a rural district, our schools are the only LEA that can provide services to students with significant cognitive disabilities.

- A b. **If applicable, briefly describe** how a small overall student enrollment in the school system contributes to the likelihood that even a small number of students found eligible to participate in an alternate assessment would result in a participation rate in excess of 1.0 percent. (Example: The total tested population is less than 300 and the total number of students participating in the alternate assessment is 3 or less.):

The overall enrollment of our school system is ≈ 2600 and the total number of students qualifying for special education services is ≈ 500 . Therefore there is a likelihood that a small number of students would be found eligible to participate in the alternate assessment.

- A c. **If applicable, briefly describe other or additional justification of variables** that may contribute to the school system's alternate assessment participation rate in excess of 1.0 percent:

The majority of students located within our district who would take the regular assessments have transferred to 2 private schools or home school programs within our LEA. Therefore, this data is not a true representation of the population of possible students.

2. The school system verifies that all students participating in the alternate assessment meet Louisiana's participation criteria as outlined in State Board of Elementary and Secondary Education (BESE) Bulletin 1530-Louisiana's IEP Handbook for Students with Exceptionalities.

By submitting this form, the school system assures that the following actions are being taken to comply with the 1% participation cap threshold:

- a. Review of Student Records

	Number of Reviewed Student Records	Number of Records Compliant with Eligibility Criteria	Number of Records Non-Compliant with Eligibility Criteria	Corrective Actions Taken (If Applicable)
Elementary School Students	7	7	0	N/A

Middle School Students	24	24	0	N/A
High School Students	7	7	0	N/A
Total Number of Files	38	38	0	N/A

- b. The school system assures that any disproportionality in the percentage of students in any subgroup participating in the alternate assessment will be addressed through strategic actions. (Examples: Including all stakeholders in decision-making, conducting annual reviews, addressing the unique needs of English Learners (ELs), continuing education/professional development, reviewing criteria/state guidance for the alternate assessment qualification).

Special Education Lead Administrator Signature*: <i>Rebecca Huff</i>	Date: 4/4/2024
Printed Name: Rebecca Huff	
Superintendent / Charter Lead Administrator Signature*: <i>John Gullatt</i>	Date: 4/4/24
Printed Name: John Gullatt	

*Required signatures. Original signatures should be kept on file at the school system.

To submit this justification form, please sign and upload to the DM FTP by **April 12, 2024**.

Division of Diverse Learners

Alternate Assessment

Participation Review Process

School System Participation Justification

The Department is providing 2022-2023 school year alternate assessment data to school systems for review. If your school system assessed more than 1.0 percent of students using an alternate assessment in the 2022-2023 school year, we anticipated that your school system assessed more than 1.0 percent of students with an alternate assessment in the 2023-2024 school year. School systems that exceeded the 1.0 percent threshold must complete an alternate assessment justification and request a review of data and procedures related to alternate state assessments. The Every Student Succeeds Act (ESSA) requires the Department to make these justifications publicly available, provided that personally identifiable information about an individual student is not revealed.

School System Name: Orleans (036)

Enter the percentage of students who participated in the alternate assessment during the 2022-2023 school year. This information was disseminated to your school system via FTP on or before March 25, 2024.

LEAP Connect Participation by Subject	Participation Percentage for SY 2022-2023
ELA: LEAP Connect Participation	2.1 %
Math: LEAP Connect Participation	2.1 %
Science: LEAP Connect Participation	1.1 %

1. Explain why the alternate assessment participation rate of 1.0 percent was exceeded for the 2022-2023 school year. **School systems must select Not Applicable (NA) or Applicable (A) for each option below. Applicable must be chosen for at least one of the following and may be chosen for more than one of the following options:**
 - a. **If applicable, provide a brief description with supporting data** that identifies specific programs or circumstances within the school system that may contribute to higher enrollments of students identified with significant cognitive disabilities that would result in an alternate assessment participation rate in excess of 1.0 percent. (Example: The school system has schools, community

and/or health facilities that draw large numbers of students with significant cognitive disabilities.):

Our system of schools is unique, compared to other school systems in Louisiana, with majority of our schools operating as charter schools that function as independent LEAs. We have a small subset of schools that remain under the Orleans Parish School Board's LEA. Two of the schools in the Orleans Parish School Board's LEA have historically provided specialized supports to students with significant disabilities, thus attracting a large percentage of students with significant cognitive disabilities.

N/A

- b. **If applicable, briefly describe** how a small overall student enrollment in the school system contributes to the likelihood that even a small number of students found eligible to participate in an alternate assessment would result in a participation rate in excess of 1.0 percent. (Example: The total tested population is less than 300 and the total number of students participating in the alternate assessment is 3 or less.):

- c. **If applicable, briefly describe other or additional justification of variables** that may contribute to the school system's alternate assessment participation rate in excess of 1.0 percent:

N/A

2. The school system verifies that all students participating in the alternate assessment meet Louisiana's participation criteria as outlined in State Board of Elementary and Secondary Education (BESE) Bulletin 1530-Louisiana's IEP Handbook for Students with Exceptionalities.



By submitting this form, the school system assures that the following actions are being taken to comply with the 1% participation cap threshold:

- a. Review of Student Records

	Number of Reviewed Student Records	Number of Records Compliant with Eligibility Criteria	Number of Records Non-Compliant with Eligibility Criteria	Corrective Actions Taken (If Applicable)
Elementary School Students	2	2	0	N/A

Middle School Students	11	11	0	N/A
High School Students	1	1	0	N/A
Total Number of Files	14	14	0	N/A

- b. The school system assures that any disproportionality in the percentage of students in any subgroup participating in the alternate assessment will be addressed through strategic actions. (Examples: Including all stakeholders in decision-making, conducting annual reviews, addressing the unique needs of English Learners (ELs), continuing education/professional development, reviewing criteria/state guidance for the alternate assessment qualification).

Special Education Lead Administrator Signature*: 	Date: 4/11/2024
Printed Name: Shayla Guidry Hilaire	
Superintendent / Charter Lead Administrator Signature*: 	Date: 04/11/2024
Printed Name: Dr. Avis Williams	

*Required signatures. Original signatures should be kept on file at the school system.

To submit this justification form, please sign and upload to the DM FTP by **April 12, 2024**.

SCHOOL SYSTEM ALTERNATE ASSESSMENT PARTICIPATION JUSTIFICATION

The Department is providing 2021-2022 school year alternate assessment data to school systems for review. If your school system assessed more than 1.0 percent of students using an alternate assessment in the 2021-2022 school year, we anticipated that your school system assessed more than 1.0 percent of students with an alternate assessment in the 2022-2023 school year. School systems that exceeded the 1.0 percent threshold must complete an alternate assessment justification and request a review of data and procedures related to alternate state assessments. ESSA requires the Department to make these justifications publicly available, provided that personally identifiable information about an individual student is not revealed.

School System: Claiborne

Enter the percentage of students who participated in the alternate assessment during the ~~2021-2022~~ ²⁰²²⁻²³ school year. This information was disseminated to your school system via FTP on or before ~~October 13,~~ ²⁰²²⁻²³ 2023.

LEAP Connect Participation by Subject	Participation Percentage for the 2021-2022 ²⁰²²⁻²³ SY
ELA: LEAP Connect Participation	2 %
Math: LEAP Connect Participation	2 %
Science: LEAP Connect Participation	1 %

1. Explain why the alternate assessment participation rate of 1.0 percent was exceeded for the ~~2021-2022~~ ²⁰²²⁻²³ school year. **School systems must select NA (not applicable) or Applicable for each option below. Applicable must be chosen for at least one of the following and may be chosen for more than one of the following options:**

Not Applicable a. **If applicable, provide a brief description with supporting data** that identifies specific programs or circumstances within the school system that may contribute to higher enrollments of students identified with significant cognitive disabilities that would result in an alternate assessment participation rate in excess of 1.0 percent. (Example: The school system has schools, community and/or health facilities that draw large numbers of students with significant cognitive disabilities.):

Applicable b. **If applicable, briefly describe** how a small overall student enrollment in the school system contributes to the likelihood that even a small number of students found eligible to participate in alternate assessment would result in a participation rate in excess of 1.0 percent (Example: The total tested population is less than 300 and the total number of students participating in the alternate assessment is 3 or less.):

See attached description.

Not Applicable c. **If applicable, briefly describe other or additional justification of variables** that may contribute to the school system's alternate assessment participation rate in excess of 1.0 percent:

2. The school system verifies that all students participating in alternate assessment meet Louisiana’s participation criteria as outlined in State Board of Elementary and Secondary Education Bulletin 1530-Louisiana’s IEP Handbook for Students with Exceptionalities.



By submitting this form, the school system assures that the following actions are being taken to comply with the 1% cap threshold:

a. Review of Student Records

	Number of Reviewed Student Records	Number of Records Compliant with Eligibility Criteria	Number of Records Non-compliant with Eligibility Criteria	Corrective Actions Taken (if any)
Elementary School Students	4	4	0	
Middle School Students	13	13	0	
High School Students	15	15	0	
Total Number of Files	32	32	0	

b. The school system assures that any disproportionality in the percentage of students in any subgroup participating in alternate assessment will be addressed through strategic actions (Examples: Including all stakeholders in decision making, conducting annual reviews, addressing the unique needs of ELs, continuing education/professional development, reviewing criteria/state guidelines for AA qualification).

Required Signatures*

Special Education Lead Administrator Signature*: 	Date: 4/11/24
Printed Name: Mary Prior	
Superintendent/Charter Lead Administrator Signature*: 	Date: 4/11/24
Printed Name: William Kennedy	

*Original signatures should be kept on file at the school system.

To submit this justification form please sign and upload to FTP by November 1, 2023.

**SCHOOL SYSTEM ALTERNATE ASSESSMENT PARTICIPATION JUSTIFICATION
CLAIBORNE**

1.b. Applicable

The Claiborne Parish School District applies the state LEAP Connect criteria, student's progress, evaluation results, and placement to make IEP team decisions about assessment participation. The district honors the decision of the IEP team based on each student's individual needs. Claiborne Parish is a relatively small district with 833 students participating in state testing last year. Our total number of students participating in the alternate assessment in ELA and Math was 17 students which put us over the 1.0% cap in both areas.

Division of Diverse Learners

Alternate Assessment

Participation Review Process

School System Participation Justification

The Department is providing 2022-2023 school year alternate assessment data to school systems for review. If your school system assessed more than 1.0 percent of students using an alternate assessment in the 2022-2023 school year, we anticipated that your school system assessed more than 1.0 percent of students with an alternate assessment in the 2023-2024 school year. School systems that exceeded the 1.0 percent threshold must complete an alternate assessment justification and request a review of data and procedures related to alternate state assessments. The Every Student Succeeds Act (ESSA) requires the Department to make these justifications publicly available, provided that personally identifiable information about an individual student is not revealed.

School System Name: St. Charles Parish Public Schools

Enter the percentage of students who participated in the alternate assessment during the 2022-2023 school year. This information was disseminated to your school system via FTP on or before March 25, 2024.

LEAP Connect Participation by Subject	Participation Percentage for SY 2022-2023	
ELA: LEAP Connect Participation	1.1	%
Math: LEAP Connect Participation	1.1	%
Science: LEAP Connect Participation	0.5	%

1. Explain why the alternate assessment participation rate of 1.0 percent was exceeded for the 2022-2023 school year. **School systems must select Not Applicable (NA) or Applicable (A) for each option below. Applicable must be chosen for at least one of the following and may be chosen for more than one of the following options:**

NA

- a. **If applicable, provide a brief description with supporting data** that identifies specific programs or circumstances within the school system that may contribute to higher enrollments of students identified with significant cognitive disabilities that would result in an alternate assessment participation rate in excess of 1.0 percent. (Example: The school system has schools, community

and/or health facilities that draw large numbers of students with significant cognitive disabilities.):

NA

- b. **If applicable, briefly describe** how a small overall student enrollment in the school system contributes to the likelihood that even a small number of students found eligible to participate in an alternate assessment would result in a participation rate in excess of 1.0 percent. (Example: The total tested population is less than 300 and the total number of students participating in the alternate assessment is 3 or less.):

A

- c. **If applicable, briefly describe other or additional justification of variables** that may contribute to the school system’s alternate assessment participation rate in excess of 1.0 percent:

St. Charles Parish very narrowly exceeded the 1% cap in 2022-23, with 1.1% of students in ELA and Math participating in an alternate assessment. One contributing factor is that more students with significant cognitive disabilities are living in our school district. For instance, we have seen an increase over time in the number of students whose primary disability is autism who qualify for an alternate assessment. Our population is reflective of national trends since ESSA was passed. Per the CDC, 1 in 59 children were diagnosed with ASD, compared with 1 in 36 in 2020 (see <https://www.cdc.gov/ncbddd/autism/data.html>).

2. The school system verifies that all students participating in the alternate assessment meet Louisiana’s participation criteria as outlined in State Board of Elementary and Secondary Education (BESE) Bulletin 1530-Louisiana’s IEP Handbook for Students with Exceptionalities.

By submitting this form, the school system assures that the following actions are being taken to comply with the 1% participation cap threshold:

- a. Review of Student Records

	Number of Reviewed Student Records	Number of Records Compliant with Eligibility Criteria	Number of Records Non-Compliant with Eligibility Criteria	Corrective Actions Taken (If Applicable)
Elementary School Students	30	30	0	NA

Middle School Students	21	21	0	NA
High School Students	51	51	0	NA
Total Number of Files	102	102	0	NA

- b. The school system assures that any disproportionality in the percentage of students in any subgroup participating in the alternate assessment will be addressed through strategic actions. (Examples: Including all stakeholders in decision-making, conducting annual reviews, addressing the unique needs of English Learners (ELs), continuing education/professional development, reviewing criteria/state guidance for the alternate assessment qualification).

Special Education Lead Administrator Signature*: <i>Mendy Van Hoven</i>	Date: 4/12/2024
Printed Name: Mendy Van Hoven	
Superintendent / Charter Lead Administrator Signature*: <i>Dr. Ken Oertling</i>	Date: 4/12/2024
Printed Name: Dr. Ken Oertling	

SS 2

*Required signatures. Original signatures should be kept on file at the school system.

To submit this justification form, please sign and upload to the DM FTP by **April 12, 2024**.

Division of Diverse Learners

Alternate Assessment

Participation Review Process

School System Participation Justification

The Department is providing 2022-2023 school year alternate assessment data to school systems for review. If your school system assessed more than 1.0 percent of students using an alternate assessment in the 2022-2023 school year, we anticipated that your school system assessed more than 1.0 percent of students with an alternate assessment in the 2023-2024 school year. School systems that exceeded the 1.0 percent threshold must complete an alternate assessment justification and request a review of data and procedures related to alternate state assessments. The Every Student Succeeds Act (ESSA) requires the Department to make these justifications publicly available, provided that personally identifiable information about an individual student is not revealed.

School System Name: Acadia Parish

Enter the percentage of students who participated in the alternate assessment during the 2022-2023 school year. This information was disseminated to your school system via FTP on or before March 25, 2024.

LEAP Connect Participation by Subject	Participation Percentage for SY 2022-2023	
ELA: LEAP Connect Participation	1.4	%
Math: LEAP Connect Participation	1.4	%
Science: LEAP Connect Participation	0.8	%

1. Explain why the alternate assessment participation rate of 1.0 percent was exceeded for the 2022-2023 school year. **School systems must select Not Applicable (NA) or Applicable (A) for each option below. Applicable must be chosen for at least one of the following and may be chosen for more than one of the following options:**

- A
 - a. **If applicable, provide a brief description with supporting data** that identifies specific programs or circumstances within the school system that may contribute to higher enrollments of students identified with significant cognitive disabilities that would result in an alternate assessment participation rate in excess of 1.0 percent. (Example: The school system has schools, community

and/or health facilities that draw large numbers of students with significant cognitive disabilities.):

We have several communities with concentrated populations of families with significant cognitive impairments. .

NA b. **If applicable, briefly describe** how a small overall student enrollment in the school system contributes to the likelihood that even a small number of students found eligible to participate in an alternate assessment would result in a participation rate in excess of 1.0 percent. (Example: The total tested population is less than 300 and the total number of students participating in the alternate assessment is 3 or less.):

NA c. **If applicable, briefly describe other or additional justification of variables** that may contribute to the school system’s alternate assessment participation rate in excess of 1.0 percent:

2. The school system verifies that all students participating in the alternate assessment meet Louisiana’s participation criteria as outlined in State Board of Elementary and Secondary Education (BESE) Bulletin 1530-Louisiana’s IEP Handbook for Students with Exceptionalities.

By submitting this form, the school system assures that the following actions are being taken to comply with the 1% participation cap threshold:

a. Review of Student Records

	Number of Reviewed Student Records	Number of Records Compliant with Eligibility Criteria	Number of Records Non-Compliant with Eligibility Criteria	Corrective Actions Taken (If Applicable)
Elementary School Students	31	31	0	N/A

Middle School Students	33	33	0	N/A
High School Students	30	30	0	N/A
Total Number of Files	94	94	0	N/A

- b. The school system assures that any disproportionality in the percentage of students in any subgroup participating in the alternate assessment will be addressed through strategic actions. (Examples: Including all stakeholders in decision-making, conducting annual reviews, addressing the unique needs of English Learners (ELs), continuing education/professional development, reviewing criteria/state guidance for the alternate assessment qualification).

Special Education Lead Administrator Signature*: <i>Stacy Rachal</i>	Date: 4/12/2024
Printed Name: Stacy Rachal	
Superintendent / Charter Lead Administrator Signature*: <i>Carol Tall</i>	Date: 4/12/2024
Printed Name: Carol Tall	

*Required signatures. Original signatures should be kept on file at the school system.

To submit this justification form, please sign and upload to the DM FTP by **April 12, 2024**.

Division of Diverse Learners

Alternate Assessment

Participation Review Process

School System Participation Justification

The Department is providing 2022-2023 school year alternate assessment data to school systems for review. If your school system assessed more than 1.0 percent of students using an alternate assessment in the 2022-2023 school year, we anticipated that your school system assessed more than 1.0 percent of students with an alternate assessment in the 2023-2024 school year. School systems that exceeded the 1.0 percent threshold must complete an alternate assessment justification and request a review of data and procedures related to alternate state assessments. The Every Student Succeeds Act (ESSA) requires the Department to make these justifications publicly available, provided that personally identifiable information about an individual student is not revealed.

School System Name:

Enter the percentage of students who participated in the alternate assessment during the 2022-2023 school year. This information was disseminated to your school system via FTP on or before March 25, 2024.

LEAP Connect Participation by Subject	Participation Percentage for SY 2022-2023
ELA: LEAP Connect Participation	91.3 %
Math: LEAP Connect Participation	91.3 %
Science: LEAP Connect Participation	100 %

1. Explain why the alternate assessment participation rate of 1.0 percent was exceeded for the 2022-2023 school year. School systems must select Not Applicable (NA) or Applicable (A) for each option below. Applicable must be chosen for at least one of the following and may be chosen for more than one of the following options:
 - a. If applicable, provide a brief description with supporting data that identifies specific programs or circumstances within the school system that may contribute to higher enrollments of students identified with

significant cognitive disabilities that would result in an alternate assessment participation rate in excess of 1.0 percent. (Example: The school system has schools, community and/or health facilities that draw large numbers of students with significant cognitive disabilities.):

We currently have a group home in our district and we also serve students in a pediatric day center.

- b. If applicable, briefly describe how a small overall student enrollment in the school system contributes to the likelihood that even a small number of students found eligible to participate in an alternate assessment would result in a participation rate in excess of 1.0 percent. (Example: The total tested population is less than 300 and the total number of students participating in the alternate assessment is 3 or less.):

- c. If applicable, briefly describe other or additional justification of variables that may contribute to the school system’s alternate assessment participation rate in excess of 1.0 percent:

Our district consistently ensures that all students who take the alternate assessment meet the eligibility guidelines. We have multiple students with intellectual disabilities that have resided in our school district since preschool. We have also had multiple students from other districts that were already qualified for alternate assessment move into our district.

- 2. The school system verifies that all students participating in the alternate assessment meet Louisiana’s participation criteria as outlined in State Board of Elementary and Secondary Education (BESE) Bulletin 1530- Louisiana’s IEP Handbook for Students with Exceptionalities.

By submitting this form, the school system assures that the following actions are being taken to comply with the 1% participation cap threshold:

a. Review of Student Records

	Number of Reviewed Student Records	Number of Records Compliant with Eligibility Criteria	Number of Records Non-Compliant with Eligibility Criteria	Corrective Actions Taken (If Applicable)
Elementary School Students	4	4	0	

Middle School Students	15	15	0	
High School Students	7	7	0	
Total Number of Files	26	26	0	

- b. The school system assures that any disproportionality in the percentage of students in any subgroup participating in the alternate assessment will be addressed through strategic actions. (Examples: Including all stakeholders in decision-making, conducting annual reviews, addressing the unique needs of English Learners (ELs), continuing education/professional development, reviewing criteria/state guidance for the alternate assessment qualification).

Special Education Lead Administrator Signature*: <i>Bonnie Buckelew</i>	Date: <i>4-3-24</i>
Printed Name: <i>Bonnie Buckelew</i>	
Superintendent / Charter Lead Administrator Signature*: <i>David Claxton</i>	Date: <i>4-3-24</i>
Printed Name: <i>David Claxton</i>	

*Required signatures. Original signatures should be kept on file at the school system.

To submit this justification form, please sign and upload to the DM FTP by April 12, 2024.

Division of Diverse Learners

Alternate Assessment

Participation Review Process

School System Participation Justification

The Department is providing 2022-2023 school year alternate assessment data to school systems for review. If your school system assessed more than 1.0 percent of students using an alternate assessment in the 2022-2023 school year, we anticipated that your school system assessed more than 1.0 percent of students with an alternate assessment in the 2023-2024 school year. School systems that exceeded the 1.0 percent threshold must complete an alternate assessment justification and request a review of data and procedures related to alternate state assessments. The Every Student Succeeds Act (ESSA) requires the Department to make these justifications publicly available, provided that personally identifiable information about an individual student is not revealed.

School System Name: Redesign Schools Louisiana

Enter the percentage of students who participated in the alternate assessment during the 2022-2023 school year. This information was disseminated to your school system via FTP on or before March 25, 2024.

LEAP Connect Participation by Subject	Participation Percentage for SY 2022-2023
ELA: LEAP Connect Participation	1.3 %
Math: LEAP Connect Participation	1.3 %
Science: LEAP Connect Participation	1.3 %

1. Explain why the alternate assessment participation rate of 1.0 percent was exceeded for the 2022-2023 school year. **School systems must select Not Applicable (NA) or Applicable (A) for each option below. Applicable must be chosen for at least one of the following and may be chosen for more than one of the following options:**

- A a. **If applicable, provide a brief description with supporting data** that identifies specific programs or circumstances within the school system that may contribute to higher enrollments of students identified with significant cognitive disabilities that would result in an alternate assessment participation rate in excess of 1.0 percent. (Example: The school system has schools, community

and/or health facilities that draw large numbers of students with significant cognitive disabilities.):

Our district is small, with 1.3 participate rate and one student that exceeds the 1.0 participat

- A b. **If applicable, briefly describe** how a small overall student enrollment in the school system contributes to the likelihood that even a small number of students found eligible to participate in an alternate assessment would result in a participation rate in excess of 1.0 percent. (Example: The total tested population is less than 300 and the total number of students participating in the alternate assessment is 3 or less.):

The total student population is small, therefore the students participating will be small.

- A c. **If applicable, briefly describe other or additional justification of variables** that may contribute to the school system’s alternate assessment participation rate in excess of 1.0 percent:

No addiitonal justification needed.

2. The school system verifies that all students participating in the alternate assessment meet Louisiana’s participation criteria as outlined in State Board of Elementary and Secondary Education (BESE) Bulletin 1530-Louisiana’s IEP Handbook for Students with Exceptionalities.

By submitting this form, the school system assures that the following actions are being taken to comply with the 1% participation cap threshold:

- a. Review of Student Records

	Number of Reviewed Student Records	Number of Records Compliant with Eligibility Criteria	Number of Records Non-Compliant with Eligibility Criteria	Corrective Actions Taken (If Applicable)
Elementary School Students	1	1	0	NA

Middle School Students	NA	NA	NA	NA
High School Students	NA	NA	NA	NA
Total Number of Files	1	1	0	NA

- b. The school system assures that any disproportionality in the percentage of students in any subgroup participating in the alternate assessment will be addressed through strategic actions. (Examples: Including all stakeholders in decision-making, conducting annual reviews, addressing the unique needs of English Learners (ELs), continuing education/professional development, reviewing criteria/state guidance for the alternate assessment qualification).

Special Education Lead Administrator Signature*: Meta Johnson	Date: 4/12/2024
Printed Name: Meta Johnson	
Superintendent / Charter Lead Administrator Signature*: <i>Megan McNamara</i>	Date: 4/12/2024
Printed Name: Dr. Megan McNamara	

*Required signatures. Original signatures should be kept on file at the school system.

To submit this justification form, please sign and upload to the DM FTP by **April 12, 2024**.

Division of Diverse Learners

Alternate Assessment

Participation Review Process

School System Participation Justification

The Department is providing 2022-2023 school year alternate assessment data to school systems for review. If your school system assessed more than 1.0 percent of students using an alternate assessment in the 2022-2023 school year, we anticipated that your school system assessed more than 1.0 percent of students with an alternate assessment in the 2023-2024 school year. School systems that exceeded the 1.0 percent threshold must complete an alternate assessment justification and request a review of data and procedures related to alternate state assessments. The Every Student Succeeds Act (ESSA) requires the Department to make these justifications publicly available, provided that personally identifiable information about an individual student is not revealed.

School System Name: Community Academies of New Orleans: Esperanza Charter School
Enter the percentage of students who participated in the alternate assessment during the 2022-2023 school year. This information was disseminated to your school system via FTP on or before March 25, 2024.

LEAP Connect Participation by Subject	Participation Percentage for SY 2022-2023	
ELA: LEAP Connect Participation	1.1	%
Math: LEAP Connect Participation	1.1	%
Science: LEAP Connect Participation	.3	%

1. Explain why the alternate assessment participation rate of 1.0 percent was exceeded for the 2022-2023 school year. School systems must select Not Applicable (NA) or Applicable (A) for each option below. Applicable must be chosen for at least one of the following and may be chosen for more than one of the following options:

NA

- a. If applicable, provide a brief description with supporting data that identifies specific programs or circumstances within the school system that may contribute to higher enrollments of students identified with significant cognitive disabilities that would result in an alternate assessment participation rate in excess of 1.0 percent. (Example: The school system has schools, community

and/or health facilities that draw large numbers of students with significant cognitive disabilities.):

A

- b. If applicable, briefly describe how a small overall student enrollment in the school system contributes to the likelihood that even a small number of students found eligible to participate in an alternate assessment would result in a participation rate in excess of 1.0 percent. (Example: The total tested population is less than 300 and the total number of students participating in the alternate assessment is 3 or less.):

During the 2022-23 school year Esperanza had 4 students taking leap connect out of 353 total testers. Of those 4, one student is currently enrolled in the LEA is actually attending a separate program for students with more significant disabilities as an IEP provided service.

NA

- c. If applicable, briefly describe other or additional justification of variables that may contribute to the school system’s alternate assessment participation rate in excess of 1.0 percent:



2. The school system verifies that all students participating in the alternate assessment meet Louisiana’s participation criteria as outlined in State Board of Elementary and Secondary Education (BESE) Bulletin 1530-Louisiana’s IEP Handbook for Students with Exceptionalities.

By submitting this form, the school system assures that the following actions are being taken to comply with the 1% participation cap threshold:

- a. Review of Student Records

	Number of Reviewed Student Records	Number of Records Compliant with Eligibility Criteria	Number of Records Non-Compliant with Eligibility Criteria	Corrective Actions Taken (If Applicable)
Elementary School Students	0	0	0	
Middle School Students	6	6	0	
High School Students	0	0	0	
Total Number of Files	6	6	0	

- b. The school system assures that any disproportionality in the percentage of students in any subgroup participating in the alternate assessment will be addressed through strategic actions. (Examples: Including all stakeholders in decision-making, conducting annual reviews, addressing the unique needs of English Learners (ELs), continuing education/professional development, reviewing criteria/state guidance for the alternate assessment qualification).

Special Education Lead Administrator Signature*: 	Date: 04/12/2024
Printed Name: Michael Vance	
Superintendent / Charter Lead Administrator Signature*: 	Date: 04/12/2024
Printed Name: Myrialis King	

*Required signatures. Original signatures should be kept on file at the school system.

To submit this justification form, please sign and upload to the DM FTP by April 12, 2024.

Division of Diverse Learners

Alternate Assessment

Participation Review Process

School System Participation Justification

The Department is providing 2022-2023 school year alternate assessment data to school systems for review. If your school system assessed more than 1.0 percent of students using an alternate assessment in the 2022-2023 school year, we anticipated that your school system assessed more than 1.0 percent of students with an alternate assessment in the 2023-2024 school year. School systems that exceeded the 1.0 percent threshold must complete an alternate assessment justification and request a review of data and procedures related to alternate state assessments. The Every Student Succeeds Act (ESSA) requires the Department to make these justifications publicly available, provided that personally identifiable information about an individual student is not revealed.

School System Name: Jefferson Parish Schools

Enter the percentage of students who participated in the alternate assessment during the 2022-2023 school year. This information was disseminated to your school system via FTP on or before March 25, 2024.

LEAP Connect Participation by Subject	Participation Percentage for SY 2022-2023
ELA: LEAP Connect Participation	96.9 %
Math: LEAP Connect Participation	96.7 %
Science: LEAP Connect Participation	95.4 %

1. Explain why the alternate assessment participation rate of 1.0 percent was exceeded for the 2022-2023 school year. **School systems must select Not Applicable (NA) or Applicable (A) for each option below. Applicable must be chosen for at least one of the following and may be chosen for more than one of the following options:**

- A
- a. **If applicable, provide a brief description with supporting data** that identifies specific programs or circumstances within the school system that may contribute to higher enrollments of students identified with significant cognitive disabilities that would result in an alternate assessment participation rate in excess of 1.0 percent. (Example: The school system has schools, community

and/or health facilities that draw large numbers of students with significant cognitive disabilities.):

N/A

- A b. **If applicable, briefly describe** how a small overall student enrollment in the school system contributes to the likelihood that even a small number of students found eligible to participate in an alternate assessment would result in a participation rate in excess of 1.0 percent. (Example: The total tested population is less than 300 and the total number of students participating in the alternate assessment is 3 or less.):

N/A

- A c. **If applicable, briefly describe other or additional justification of variables** that may contribute to the school system’s alternate assessment participation rate in excess of 1.0 percent:

Based on the 10/1/2022 IDEA Count, Jefferson Parish Schools had approximately 6309 students with disabilities enrolled in the district. Over 11% of these students were students with a significant cognitive disability.

2. The school system verifies that all students participating in the alternate assessment meet Louisiana’s participation criteria as outlined in State Board of Elementary and Secondary Education (BESE) Bulletin 1530-Louisiana’s IEP Handbook for Students with Exceptionalities.

By submitting this form, the school system assures that the following actions are being taken to comply with the 1% participation cap threshold:

- a. Review of Student Records

	Number of Reviewed Student Records	Number of Records Compliant with Eligibility Criteria	Number of Records Non-Compliant with Eligibility Criteria	Corrective Actions Taken (If Applicable)
Elementary School Students	194	193	1	Each school will submit a list of students who they believe are eligible to participate in alternate assessments to the Pupil Appraisal Department. The Pupil Appraisal Department will review all IEPs and evaluations to ensure each student meets the criteria for LEAP Connect.

Middle School Students	223	223	0	
High School Students	280	279	1	Each school will submit a list of students who they believe are eligible to participate in alternate assessments to the Pupil Appraisal Department. The Pupil Appraisal Department will review all IEPs and evaluations to ensure each student meets the criteria for LEAP Connect.
Total Number of Files	697	695	2	Each school will submit a list of students who they believe are eligible to participate in alternate assessments to the Pupil Appraisal Department. The Pupil Appraisal Department will review all IEPs and evaluations to ensure each student meets the criteria for LEAP Connect.

- b. The school system assures that any disproportionality in the percentage of students in any subgroup participating in the alternate assessment will be addressed through strategic actions. (Examples: Including all stakeholders in decision-making, conducting annual reviews, addressing the unique needs of English Learners (ELs), continuing education/professional development, reviewing criteria/state guidance for the alternate assessment qualification).

Special Education Lead Administrator Signature*: 	Date: 4/8/2024
Printed Name: Paulette Fairchild, Executive Director of Compliance and Pupil Appraisal	
Superintendent / Charter Lead Administrator Signature*: 	Date: 04/09/2024
Printed Name: Dr. James Gray	

*Required signatures. Original signatures should be kept on file at the school system.

To submit this justification form, please sign and upload to the DM FTP by **April 12, 2024**.

Division of Diverse Learners

Alternate Assessment

Participation Review Process

School System Participation Justification

The Department is providing 2022-2023 school year alternate assessment data to school systems for review. If your school system assessed more than 1.0 percent of students using an alternate assessment in the 2022-2023 school year, we anticipated that your school system assessed more than 1.0 percent of students with an alternate assessment in the 2023-2024 school year. School systems that exceeded the 1.0 percent threshold must complete an alternate assessment justification and request a review of data and procedures related to alternate state assessments. The Every Student Succeeds Act (ESSA) requires the Department to make these justifications publicly available, provided that personally identifiable information about an individual student is not revealed.

School System Name: Community Academies of New Orleans: Foundation Prep Academy
Enter the percentage of students who participated in the alternate assessment during the 2022-2023 school year. This information was disseminated to your school system via FTP on or before March 25, 2024.

LEAP Connect Participation by Subject	Participation Percentage for SY 2022-2023	
ELA: LEAP Connect Participation	4.4	%
Math: LEAP Connect Participation	4.4	%
Science: LEAP Connect Participation	.7	%

1. Explain why the alternate assessment participation rate of 1.0 percent was exceeded for the 2022-2023 school year. School systems must select Not Applicable (NA) or Applicable (A) for each option below. Applicable must be chosen for at least one of the following and may be chosen for more than one of the following options:
 - a. If applicable, provide a brief description with supporting data that identifies specific programs or circumstances within the school system that may contribute to higher enrollments of students identified with significant cognitive disabilities that would result in an alternate assessment participation rate in excess of 1.0 percent. (Example: The school system has schools, community

A

and/or health facilities that draw large numbers of students with significant cognitive disabilities.):

The current enrollment at Foundation Prep was partially composed of students from two schools that merged. One of the schools aimed to specialize in instruction of students with special education needs and advertised accordingly. Continued reputation and an open enrollment system has led to a greater than typical number of students with low incidence disabilities.

A

- b. If applicable, briefly describe how a small overall student enrollment in the school system contributes to the likelihood that even a small number of students found eligible to participate in an alternate assessment would result in a participation rate in excess of 1.0 percent. (Example: The total tested population is less than 300 and the total number of students participating in the alternate assessment is 3 or less.):

During the 2022-23 school year, the total tested population of FPA is 159. Of those, 7 were eligible for Connect Testing.

NA

- c. If applicable, briefly describe other or additional justification of variables that may contribute to the school system’s alternate assessment participation rate in excess of 1.0 percent:



2. The school system verifies that all students participating in the alternate assessment meet Louisiana’s participation criteria as outlined in State Board of Elementary and Secondary Education (BESE) Bulletin 1530-Louisiana’s IEP Handbook for Students with Exceptionalities.

By submitting this form, the school system assures that the following actions are being taken to comply with the 1% participation cap threshold:

- a. Review of Student Records

	Number of Reviewed Student Records	Number of Records Compliant with Eligibility Criteria	Number of Records Non-Compliant with Eligibility Criteria	Corrective Actions Taken (If Applicable)
Elementary School Students	1	1	0	
Middle School Students	4	4	0	
High School Students	0	0	0	
Total Number of Files	5	5	0	

- b. The school system assures that any disproportionality in the percentage of students in any subgroup participating in the alternate assessment will be addressed through strategic actions. (Examples: Including all stakeholders in decision-making, conducting annual reviews, addressing the unique needs of English Learners (ELs), continuing education/professional development, reviewing criteria/state guidance for the alternate assessment qualification).

Special Education Lead Administrator Signature*: 	Date: 04/12/2024
Printed Name: Michael Vance	
Superintendent / Charter Lead Administrator Signature*: 	Date: 04/12/2024
Printed Name: Myrialis King	

*Required signatures. Original signatures should be kept on file at the school system.

To submit this justification form, please sign and upload to the DM FTP by April 12, 2024.

Division of Diverse Learners

Alternate Assessment

Participation Review Process

School System Participation Justification

The Department is providing 2022-2023 school year alternate assessment data to school systems for review. If your school system assessed more than 1.0 percent of students using an alternate assessment in the 2022-2023 school year, we anticipated that your school system assessed more than 1.0 percent of students with an alternate assessment in the 2023-2024 school year. School systems that exceeded the 1.0 percent threshold must complete an alternate assessment justification and request a review of data and procedures related to alternate state assessments. The Every Student Succeeds Act (ESSA) requires the Department to make these justifications publicly available, provided that personally identifiable information about an individual student is not revealed.

School System Name:

Enter the percentage of students who participated in the alternate assessment during the 2022-2023 school year. This information was disseminated to your school system via FTP on or before March 25, 2024.

LEAP Connect Participation by Subject	Participation Percentage for SY 2022-2023	
ELA: LEAP Connect Participation	1.8	%
Math: LEAP Connect Participation	1.8	%
Science: LEAP Connect Participation	0.6	%

1. Explain why the alternate assessment participation rate of 1.0 percent was exceeded for the 2022-2023 school year. **School systems must select Not Applicable (NA) or Applicable (A) for each option below. Applicable must be chosen for at least one of the following and may be chosen for more than one of the following options:**
 - a. **If applicable, provide a brief description with supporting data** that identifies specific programs or circumstances within the school system that may contribute to higher enrollments of students identified with significant cognitive disabilities that would result in an alternate assessment participation rate in excess of 1.0 percent. (Example: The school system has schools, community

and/or health facilities that draw large numbers of students with significant cognitive disabilities.):

While there is no facility that draws large numbers of students with significant cognitive disabilities, the district is home to several foster parents who foster mentor kids. Many of these students have cognitive disabilities.

- b. **If applicable, briefly describe** how a small overall student enrollment in the school system contributes to the likelihood that even a small number of students found eligible to participate in an alternate assessment would result in a participation rate in excess of 1.0 percent. (Example: The total tested population is less than 300 and the total number of students participating in the alternate assessment is 3 or less.):

The district's small enrollment increases the likelihood that the district will exceed the 1% cap even though a small number of students are found eligible (26 Alternate Assessment testers of 1434 total testers)

- A c. **If applicable, briefly describe other or additional justification of variables** that may contribute to the school system's alternate assessment participation rate in excess of 1.0 percent:

- 2. The school system verifies that all students participating in the alternate assessment meet Louisiana's participation criteria as outlined in State Board of Elementary and Secondary Education (BESE) Bulletin 1530-Louisiana's IEP Handbook for Students with Exceptionalities.

By submitting this form, the school system assures that the following actions are being taken to comply with the 1% participation cap threshold:

- a. Review of Student Records

	Number of Reviewed Student Records	Number of Records Compliant with Eligibility Criteria	Number of Records Non-Compliant with Eligibility Criteria	Corrective Actions Taken (If Applicable)
Elementary School Students	3	3	0	

Middle School Students	23	23	0	
High School Students	20	23	0	
Total Number of Files	49	49	0	

- b. The school system assures that any disproportionality in the percentage of students in any subgroup participating in the alternate assessment will be addressed through strategic actions. (Examples: Including all stakeholders in decision-making, conducting annual reviews, addressing the unique needs of English Learners (ELs), continuing education/professional development, reviewing criteria/state guidance for the alternate assessment qualification).

Special Education Lead Administrator Signature*: <i>Denise Young</i>	Date: 4/12/24
Printed Name: DENISE YOUNG	
Superintendent / Charter Lead Administrator Signature*: <i>[Signature]</i>	Date: 4/12/24
Printed Name: DR. ERIN STOKES	

*Required signatures. Original signatures should be kept on file at the school system.

To submit this justification form, please sign and upload to the DM FTP by **April 12, 2024**.

Division of Diverse Learners

Alternate Assessment

Participation Review Process

School System Participation Justification

The Department is providing 2022-2023 school year alternate assessment data to school systems for review. If your school system assessed more than 1.0 percent of students using an alternate assessment in the 2022-2023 school year, we anticipated that your school system assessed more than 1.0 percent of students with an alternate assessment in the 2023-2024 school year. School systems that exceeded the 1.0 percent threshold must complete an alternate assessment justification and request a review of data and procedures related to alternate state assessments. The Every Student Succeeds Act (ESSA) requires the Department to make these justifications publicly available, provided that personally identifiable information about an individual student is not revealed.

School System Name: LaSalle

Enter the percentage of students who participated in the alternate assessment during the 2022-2023 school year. This information was disseminated to your school system via FTP on or before March 25, 2024.

LEAP Connect Participation by Subject	Participation Percentage for SY 2022-2023
ELA: LEAP Connect Participation	1.8 %
Math: LEAP Connect Participation	1.8 %
Science: LEAP Connect Participation	1.1 %

1. Explain why the alternate assessment participation rate of 1.0 percent was exceeded for the 2022-2023 school year. **School systems must select Not Applicable (NA) or Applicable (A) for each option below. Applicable must be chosen for at least one of the following and may be chosen for more than one of the following options:**

- A a. **If applicable, provide a brief description with supporting data** that identifies specific programs or circumstances within the school system that may contribute to higher enrollments of students identified with significant cognitive disabilities that would result in an alternate assessment participation rate in excess of 1.0 percent. (Example: The school system has schools, community

and/or health facilities that draw large numbers of students with significant cognitive disabilities.):

The presence of two ABA facilities in LaSalle Parish contributes to a higher enrollment of students with significant cognitive disabilities, resulting in an alternate assessment participation rate exceeding 1.0 percent.

- A b. **If applicable, briefly describe** how a small overall student enrollment in the school system contributes to the likelihood that even a small number of students found eligible to participate in an alternate assessment would result in a participation rate in excess of 1.0 percent. (Example: The total tested population is less than 300 and the total number of students participating in the alternate assessment is 3 or less.):

- A c. **If applicable, briefly describe other or additional justification of variables** that may contribute to the school system's alternate assessment participation rate in excess of 1.0 percent:

2. The school system verifies that all students participating in the alternate assessment meet Louisiana's participation criteria as outlined in State Board of Elementary and Secondary Education (BESE) Bulletin 1530-Louisiana's IEP Handbook for Students with Exceptionalities.



By submitting this form, the school system assures that the following actions are being taken to comply with the 1% participation cap threshold:

- a. Review of Student Records

	Number of Reviewed Student Records	Number of Records Compliant with Eligibility Criteria	Number of Records Non-Compliant with Eligibility Criteria	Corrective Actions Taken (If Applicable)
Elementary School Students	8	100%	0	N/A

Middle School Students	12	100%	0	N/A
High School Students	3	100%	0	N/A
Total Number of Files	23	100%	0	N/A

- b. The school system assures that any disproportionality in the percentage of students in any subgroup participating in the alternate assessment will be addressed through strategic actions. (Examples: Including all stakeholders in decision-making, conducting annual reviews, addressing the unique needs of English Learners (ELs), continuing education/professional development, reviewing criteria/state guidance for the alternate assessment qualification).

Special Education Lead Administrator Signature*: 	Date: 04/12/2024
Printed Name: Jenene Bignar	
Superintendent / Charter Lead Administrator Signature*: 	Date: 04/12/2024
Printed Name: Jon Garrett	

*Required signatures. Original signatures should be kept on file at the school system.

To submit this justification form, please sign and upload to the DM FTP by **April 12, 2024**.

Division of Diverse Learners

Alternate Assessment

Participation Review Process

School System Participation Justification

The Department is providing 2022-2023 school year alternate assessment data to school systems for review. If your school system assessed more than 1.0 percent of students using an alternate assessment in the 2022-2023 school year, we anticipated that your school system assessed more than 1.0 percent of students with an alternate assessment in the 2023-2024 school year. School systems that exceeded the 1.0 percent threshold must complete an alternate assessment justification and request a review of data and procedures related to alternate state assessments. The Every Student Succeeds Act (ESSA) requires the Department to make these justifications publicly available, provided that personally identifiable information about an individual student is not revealed.

School System Name: Pointe Coupee Parish Schools

Enter the percentage of students who participated in the alternate assessment during the 2022-2023 school year. This information was disseminated to your school system via FTP on or before March 25, 2024.

LEAP Connect Participation by Subject	Participation Percentage for SY 2022-2023
ELA: LEAP Connect Participation	75.9 %
Math: LEAP Connect Participation	75.9 %
Science: LEAP Connect Participation	80.0 %

1. Explain why the alternate assessment participation rate of 1.0 percent was exceeded for the 2022-2023 school year. **School systems must select Not Applicable (NA) or Applicable (A) for each option below. Applicable must be chosen for at least one of the following and may be chosen for more than one of the following options:**

NA

- a. **If applicable, provide a brief description with supporting data** that identifies specific programs or circumstances within the school system that may contribute to higher enrollments of students identified with significant cognitive disabilities that would result in an alternate assessment participation rate in excess of 1.0 percent. (Example: The school system has schools, community

and/or health facilities that draw large numbers of students with significant cognitive disabilities.):

NA

- b. **If applicable, briefly describe** how a small overall student enrollment in the school system contributes to the likelihood that even a small number of students found eligible to participate in an alternate assessment would result in a participation rate in excess of 1.0 percent. (Example: The total tested population is less than 300 and the total number of students participating in the alternate assessment is 3 or less.):

NA

- c. **If applicable, briefly describe other or additional justification of variables** that may contribute to the school system’s alternate assessment participation rate in excess of 1.0 percent:

2. The school system verifies that all students participating in the alternate assessment meet Louisiana’s participation criteria as outlined in State Board of Elementary and Secondary Education (BESE) Bulletin 1530-Louisiana’s IEP Handbook for Students with Exceptionalities.

By submitting this form, the school system assures that the following actions are being taken to comply with the 1% participation cap threshold:

- a. Review of Student Records

	Number of Reviewed Student Records	Number of Records Compliant with Eligibility Criteria	Number of Records Non-Compliant with Eligibility Criteria	Corrective Actions Taken (If Applicable)
Elementary School Students	8	8	0	

Middle School Students	9	9	0	
High School Students	5	5	0	
Total Number of Files	22	22	0	

- b. The school system assures that any disproportionality in the percentage of students in any subgroup participating in the alternate assessment will be addressed through strategic actions. (Examples: Including all stakeholders in decision-making, conducting annual reviews, addressing the unique needs of English Learners (ELs), continuing education/professional development, reviewing criteria/state guidance for the alternate assessment qualification).

Special Education Lead Administrator Signature*:	Date:
Printed Name: Mary B. Wells	
Superintendent / Charter Lead Administrator Signature*:	Date:
Printed Name: Kim Canezaro	

*Required signatures. Original signatures should be kept on file at the school system.

To submit this justification form, please sign and upload to the DM FTP by **April 12, 2024**.

Division of Diverse Learners

Alternate Assessment

Participation Review Process

School System Participation Justification

The Department is providing 2022-2023 school year alternate assessment data to school systems for review. If your school system assessed more than 1.0 percent of students using an alternate assessment in the 2022-2023 school year, we anticipated that your school system assessed more than 1.0 percent of students with an alternate assessment in the 2023-2024 school year. School systems that exceeded the 1.0 percent threshold must complete an alternate assessment justification and request a review of data and procedures related to alternate state assessments. The Every Student Succeeds Act (ESSA) requires the Department to make these justifications publicly available, provided that personally identifiable information about an individual student is not revealed.

School System Name: Community Academies of New Orleans: Lafayette Academy Charter School

Enter the percentage of students who participated in the alternate assessment during the 2022-2023 school year. This information was disseminated to your school system via FTP on or before March 25, 2024.

LEAP Connect Participation by Subject	Participation Percentage for SY 2022-2023	
ELA: LEAP Connect Participation	2.2	%
Math: LEAP Connect Participation	2.2	%
Science: LEAP Connect Participation	1.4	%

1. Explain why the alternate assessment participation rate of 1.0 percent was exceeded for the 2022-2023 school year. School systems must select Not Applicable (NA) or Applicable (A) for each option below. Applicable must be chosen for at least one of the following and may be chosen for more than one of the following options:

- A
 - a. If applicable, provide a brief description with supporting data that identifies specific programs or circumstances within the school system that may contribute to higher enrollments of students identified with significant cognitive disabilities that would result in an alternate assessment participation rate in excess of 1.0 percent. (Example: The school system has schools, community

and/or health facilities that draw large numbers of students with significant cognitive disabilities.):

The school exists within an open enrollment system and has a history of having self-contained programming. Due to this, and a truly open enrollment policy (without caps), the school serves more than typical numbers of students with significant cognitive disabilities.

A

- b. If applicable, briefly describe how a small overall student enrollment in the school system contributes to the likelihood that even a small number of students found eligible to participate in an alternate assessment would result in a participation rate in excess of 1.0 percent. (Example: The total tested population is less than 300 and the total number of students participating in the alternate assessment is 3 or less.):

The school had 8 students on a connect path out of 357 eligible testers during the 2022-23 school year. During the 2023-24 school year the school was on track to have a similar percentage.

NA

- c. If applicable, briefly describe other or additional justification of variables that may contribute to the school system’s alternate assessment participation rate in excess of 1.0 percent:



2. The school system verifies that all students participating in the alternate assessment meet Louisiana’s participation criteria as outlined in State Board of Elementary and Secondary Education (BESE) Bulletin 1530-Louisiana’s IEP Handbook for Students with Exceptionalities.

By submitting this form, the school system assures that the following actions are being taken to comply with the 1% participation cap threshold:

- a. Review of Student Records

	Number of Reviewed Student Records	Number of Records Compliant with Eligibility Criteria	Number of Records Non-Compliant with Eligibility Criteria	Corrective Actions Taken (If Applicable)
Elementary School Students	3	3	0	
Middle School Students	5	5	0	
High School Students	0	0	0	
Total Number of Files	8	8	0	

- b. The school system assures that any disproportionality in the percentage of students in any subgroup participating in the alternate assessment will be addressed through strategic actions. (Examples: Including all stakeholders in decision-making, conducting annual reviews, addressing the unique needs of English Learners (ELs), continuing education/professional development, reviewing criteria/state guidance for the alternate assessment qualification).

Special Education Lead Administrator Signature*: 	Date: 04/12/2024
Printed Name: Michael Vance	
Superintendent / Charter Lead Administrator Signature*: 	Date: 04/12/2024
Printed Name: Myrialis King	

*Required signatures. Original signatures should be kept on file at the school system.

To submit this justification form, please sign and upload to the DM FTP by April 12, 2024.

Division of Diverse Learners

Alternate Assessment

Participation Review Process

School System Participation Justification

The Department is providing 2022-2023 school year alternate assessment data to school systems for review. If your school system assessed more than 1.0 percent of students using an alternate assessment in the 2022-2023 school year, we anticipated that your school system assessed more than 1.0 percent of students with an alternate assessment in the 2023-2024 school year. School systems that exceeded the 1.0 percent threshold must complete an alternate assessment justification and request a review of data and procedures related to alternate state assessments. The Every Student Succeeds Act (ESSA) requires the Department to make these justifications publicly available, provided that personally identifiable information about an individual student is not revealed.

School System Name: Madison Parish

Enter the percentage of students who participated in the alternate assessment during the 2022-2023 school year. This information was disseminated to your school system via FTP on or before March 25, 2024.

LEAP Connect Participation by Subject	Participation Percentage for SY 2022-2023	
ELA: LEAP Connect Participation	3.5	%
Math: LEAP Connect Participation	3.7	%
Science: LEAP Connect Participation	2.3	%

1. Explain why the alternate assessment participation rate of 1.0 percent was exceeded for the 2022-2023 school year. **School systems must select Not Applicable (NA) or Applicable (A) for each option below. Applicable must be chosen for at least one of the following and may be chosen for more than one of the following options:**

NA

- a. **If applicable, provide a brief description with supporting data** that identifies specific programs or circumstances within the school system that may contribute to higher enrollments of students identified with significant cognitive disabilities that would result in an alternate assessment participation rate in excess of 1.0 percent. (Example: The school system has schools, community

and/or health facilities that draw large numbers of students with significant cognitive disabilities.):

- NA b. **If applicable, briefly describe** how a small overall student enrollment in the school system contributes to the likelihood that even a small number of students found eligible to participate in an alternate assessment would result in a participation rate in excess of 1.0 percent. (Example: The total tested population is less than 300 and the total number of students participating in the alternate assessment is 3 or less.):

SEE ATTACHED

- NA c. **If applicable, briefly describe other or additional justification of variables** that may contribute to the school system's alternate assessment participation rate in excess of 1.0 percent:

2. The school system verifies that all students participating in the alternate assessment meet Louisiana's participation criteria as outlined in State Board of Elementary and Secondary Education (BESE) Bulletin 1530-Louisiana's IEP Handbook for Students with Exceptionalities.



By submitting this form, the school system assures that the following actions are being taken to comply with the 1% participation cap threshold:

- a. Review of Student Records

	Number of Reviewed Student Records	Number of Records Compliant with Eligibility Criteria	Number of Records Non-Compliant with Eligibility Criteria	Corrective Actions Taken (If Applicable)
Elementary School Students	8	8	0	Not applicable

Middle School Students	7	7	0	Not applicable
High School Students	17	17	0	Not applicable
Total Number of Files	32	32	0	Not applicable

- b. The school system assures that any disproportionality in the percentage of students in any subgroup participating in the alternate assessment will be addressed through strategic actions. (Examples: Including all stakeholders in decision-making, conducting annual reviews, addressing the unique needs of English Learners (ELs), continuing education/professional development, reviewing criteria/state guidance for the alternate assessment qualification).

Special Education Lead/Administrator Signature*: 	Date: 04/03/2023
Printed Name: Tanya Neller-Shorter	
Superintendent/Charter Lead Administrator Signature*: 	Date: 04/03/2023
Printed Name: Dr. Charlie E. Butler, Jr.	

*Required signatures. Original signatures should be kept on file at the school system.

To submit this justification form, please sign and upload to the DM FTP by **April 12, 2024**.

1b. Although the current enrollment has grown for the 2022-2023 school year, we continue to have students who meet the eligibility criteria for LEAP Connect assessment based on the flowchart. This group of students have significant cognitive disabilities and require extensive, repeated, direct individualized instructions with the use of adapted materials and aides. Additionally, this group needs substantial support to achieve gains on the Louisiana Connectors standards.

Alternate Assessment

Participation Review Process

School System Participation Justification

The Department is providing 2022-2023 school year alternate assessment data to school systems for review. If your school system assessed more than 1.0 percent of students using an alternate assessment in the 2022-2023 school year, we anticipated that your school system assessed more than 1.0 percent of students with an alternate assessment in the 2023-2024 school year. School systems that exceeded the 1.0 percent threshold must complete an alternate assessment justification and request a review of data and procedures related to alternate state assessments. The Every Student Succeeds Act (ESSA) requires the Department to make these justifications publicly available, provided that personally identifiable information about an individual student is not revealed.

School System Name:

Enter the percentage of students who participated in the alternate assessment during the 2022-2023 school year. This information was disseminated to your school system via FTP on or before March 25, 2024.

LEAP Connect Participation by Subject	Participation Percentage for SY 2022-2023
ELA: LEAP Connect Participation	2.4 %
Math: LEAP Connect Participation	2.4 %
Science: LEAP Connect Participation	1.1 %

1. Explain why the alternate assessment participation rate of 1.0 percent was exceeded for the 2022- 2023 school year. School systems must select Not Applicable (NA) or Applicable (A) for each option below. Applicable must be chosen for at least one of the following and may be chosen for more than one of the following options:

- a. If applicable, provide a brief description with supporting data that identifies specific programs or circumstances within the school system that may contribute to higher enrollments of students identified with significant cognitive disabilities that would result in an alternate assessment participation rate in excess of 1.0 percent. (Example: The school system has schools, community and/or health facilities that draw large numbers of students with significant cognitive disabilities.): **NA**

b. If applicable, briefly describe how a small overall student enrollment in the school system contributes to the likelihood that even a small number of students found eligible to participate in an alternate assessment would result in a participation rate in excess of 1.0 percent. (Example: The total tested population is less than 300 and the total number of students participating in the alternate assessment is 3 or less.): **NA**

c. If applicable, briefly describe other or additional justification of variables that may contribute to the school system’s alternate assessment participation rate in excess of 1.0 percent:

The SLP school district has a large number of students whose cognitive abilities are within the significantly impaired range. However, this is not the single determining factor for alternate assessment. Multiple sources of data are utilized by the IEP team when considering the determination for an alternate assessment. This thorough review of data includes evaluations, classroom performance, input from parents/teacher/therapist, and performance on previous state assessments. The nature of the student’s disability and the data review assist the IEP team in making this determination. District personnel receive training at various times throughout the school year to not only discuss the alternate assessment criteria, but also other options for student success by means of regular assessment. Although other options are available, the majority of the IEP teams determine that the alternate assessment is the most appropriate assessment to measure the student’s progress toward state standards. This decision is reviewed annually and is based on individual student needs. The district has procedural safeguards in place which include annual internal monitoring of evaluations to ensure that Louisiana Bulletin 1508 is adequately followed when identifying a student as a student with a disability. In addition, annual internal monitoring of IEP folders is conducted to maintain accuracy of record keeping and data collection. When a team determines that a student will take the alternate assessment, the IEP is reviewed by the special education department to guarantee that students taking the alternate assessment indeed meet the criteria developed by the state.

2. The school system verifies that all students participating in the alternate assessment meet Louisiana’s participation criteria as outlined in State Board of Elementary and Secondary Education (BESE) Bulletin 1530-Louisiana’s IEP Handbook for Students with Exceptionalities.

By submitting this form, the school system assures that the following actions are being taken to comply with the 1% participation cap threshold:

a. Review of Student Records

	Number of Reviewed Student Records	Number of Records Compliant with Eligibility Criteria	Number of Records Non-Compliant with Eligibility Criteria	Corrective Actions Taken (If Applicable)
Elementary School Students	33	32	1	Student exited district; AA criteria reviewed with teacher

Middle School Students	95	95	0	NA
High School Students	33	33	0	NA
Total Number of Files	161	160	1	NA

b. The school system assures that any disproportionality in the percentage of students in any subgroup participating in the alternate assessment will be addressed through strategic actions. (Examples: Including all stakeholders in decision-making, conducting annual reviews, addressing the unique needs of English Learners (ELs), continuing education/professional development, reviewing criteria/state guidance for the alternate assessment qualification).

Special Education Lead Administrator Signature*:	Date: 4/12/24
Printed Name: Alvado Willis 	
Superintendent / Charter Lead Administrator Signature*:	Date: 4/12/24
Printed Name: Milton Batiste III 	

*Required signatures. Original signatures should be kept on file at the school system.

To submit this justification form, please sign and upload to the DM FTP by **April 12, 2024**.

Division of Diverse Learners

Alternate Assessment

Participation Review Process

School System Participation Justification

The Department is providing 2022-2023 school year alternate assessment data to school systems for review. If your school system assessed more than 1.0 percent of students using an alternate assessment in the 2022-2023 school year, we anticipated that your school system assessed more than 1.0 percent of students with an alternate assessment in the 2023-2024 school year. School systems that exceeded the 1.0 percent threshold must complete an alternate assessment justification and request a review of data and procedures related to alternate state assessments. The Every Student Succeeds Act (ESSA) requires the Department to make these justifications publicly available, provided that personally identifiable information about an individual student is not revealed.

School System Name:



Enter the percentage of students who participated in the alternate assessment during the 2022-2023 school year. This information was disseminated to your school system via FTP on or before March 25, 2024.

LEAP Connect Participation by Subject	Participation Percentage for SY 2022-2023
ELA: LEAP Connect Participation	100%
Math: LEAP Connect Participation	100%
Science: LEAP Connect Participation	100%

1. Explain why the alternate assessment participation rate of 1.0 percent was exceeded for the 2022-2023 school year. **School systems must select Not Applicable (NA) or Applicable (A) for each option below. Applicable must be chosen for at least one of the following and may be chosen for more than one of the following options:**
 - a. **If applicable, provide a brief description with supporting data** that identifies specific programs or circumstances within the school system that may contribute to higher enrollments of students identified with significant cognitive disabilities that would result in an alternate assessment participation rate in excess of 1.0 percent. (Example: The school system has schools, community

	Number of Reviewed Student Records	Number of Records Compliant with Eligibility Criteria	Number of Records Non-Compliant with Eligibility Criteria	Corrective Actions Taken (If Applicable)
Elementary School Students	3	3	0	N/A
Middle School Students	2	2	0	N/A
High School Students	2	2	0	N/A
Total Number of Files	7	7	0	N/A

- b. The school system assures that any disproportionality in the percentage of students in any subgroup participating in the alternate assessment will be addressed through strategic actions. (Examples: Including all stakeholders in decision-making, conducting annual reviews, addressing the unique needs of English Learners (ELs), continuing education/professional development, reviewing criteria/state guidance for the alternate assessment qualification).

	Date: 4/12/2024
Cheryl S. Mitchell	
	Date: 4-12-24
Frederick Wiltz	

*Required signatures. Original signatures should be kept on file at the school system.

To submit this justification form, please sign and upload to the DM FTP by **April 12, 2024**.

Division of Diverse Learners

Alternate Assessment

Participation Review Process

School System Participation Justification

The Department is providing 2022-2023 school year alternate assessment data to school systems for review. If your school system assessed more than 1.0 percent of students using an alternate assessment in the 2022-2023 school year, we anticipated that your school system assessed more than 1.0 percent of students with an alternate assessment in the 2023-2024 school year. School systems that exceeded the 1.0 percent threshold must complete an alternate assessment justification and request a review of data and procedures related to alternate state assessments. The Every Student Succeeds Act (ESSA) requires the Department to make these justifications publicly available, provided that personally identifiable information about an individual student is not revealed.

School System Name:

Enter the percentage of students who participated in the alternate assessment during the 2022-2023 school year. This information was disseminated to your school system via FTP on or before March 25, 2024.

LEAP Connect Participation by Subject	Participation Percentage for SY 2022-2023
ELA: LEAP Connect Participation	2.3 %
Math: LEAP Connect Participation	2.3 %
Science: LEAP Connect Participation	1.9 %

1. Explain why the alternate assessment participation rate of 1.0 percent was exceeded for the 2022-2023 school year. **School systems must select Not Applicable (NA) or Applicable (A) for each option below. Applicable must be chosen for at least one of the following and may be chosen for more than one of the following options:**
 - a. **If applicable, provide a brief description with supporting data** that identifies specific programs or circumstances within the school system that may contribute to higher enrollments of students identified with significant cognitive disabilities that would result in an alternate assessment participation rate in excess of 1.0 percent. (Example: The school system has schools, community

IA

and/or health facilities that draw large numbers of students with significant cognitive disabilities.):

N/A

A

- b. If applicable, briefly describe how a small overall student enrollment in the school system contributes to the likelihood that even a small number of students found eligible to participate in an alternate assessment would result in a participation rate in excess of 1.0 percent. (Example: The total tested population is less than 300 and the total number of students participating in the alternate assessment is 3 or less.):

MATH: The total number of testers is 1,707 and the total number participating in alternate assessment is 39.

ELA: The total number of testers were 1,687 and the total number participating in alternate assessment is 39.

A

- c. If applicable, briefly describe other or additional justification of variables that may contribute to the school system's alternate assessment participation rate in excess of 1.0 percent:

The school district has a high transient population of students moving in from nearby parishes and also withdrawing from this parish.

2. The school system verifies that all students participating in the alternate assessment meet Louisiana's participation criteria as outlined in State Board of Elementary and Secondary Education (BESE) Bulletin 1530-Louisiana's IEP Handbook for Students with Exceptionalities.

By submitting this form, the school system assures that the following actions are being taken to comply with the 1% participation cap threshold:

- a. Review of Student Records

	Number of Reviewed Student Records	Number of Records Compliant with Eligibility Criteria	Number of Records Non-Compliant with Eligibility Criteria	Corrective Actions Taken (If Applicable)
Elementary School Students	37	37	0	NONE

Middle School Students	17	17	0	None
High School Students	15	15	0	None
Total Number of Files	69	69	0	None

- b. The school system assures that any disproportionality in the percentage of students in any subgroup participating in the alternate assessment will be addressed through strategic actions. (Examples: Including all stakeholders in decision-making, conducting annual reviews, addressing the unique needs of English Learners (ELs), continuing education/professional development, reviewing criteria/state guidance for the alternate assessment qualification).

Special Education Lead Administrator Signature*: 	Date: 4-12-24
Printed Name: Dr. Dana J. Boockoff	
Superintendent / Charter Lead Administrator Signature*: 	Date: 4-12-24
Printed Name: David Gray	

*Required signatures. Original signatures should be kept on file at the school system.

To submit this justification form, please sign and upload to the DM FTP by **April 12, 2024.**

Division of Diverse Learners

Alternate Assessment

Participation Review Process

School System Participation Justification

The Department is providing 2022-2023 school year alternate assessment data to school systems for review. If your school system assessed more than 1.0 percent of students using an alternate assessment in the 2022-2023 school year, we anticipated that your school system assessed more than 1.0 percent of students with an alternate assessment in the 2023-2024 school year. School systems that exceeded the 1.0 percent threshold must complete an alternate assessment justification and request a review of data and procedures related to alternate state assessments. The Every Student Succeeds Act (ESSA) requires the Department to make these justifications publicly available, provided that personally identifiable information about an individual student is not revealed.

School System Name: Plaquemines Parish

Enter the percentage of students who participated in the alternate assessment during the 2022-2023 school year. This information was disseminated to your school system via FTP on or before March 25, 2024.

LEAP Connect Participation by Subject	Participation Percentage for SY 2022-2023	
ELA: LEAP Connect Participation	100	%
Math: LEAP Connect Participation	100	%
Science: LEAP Connect Participation	100	%

1. Explain why the alternate assessment participation rate of 1.0 percent was exceeded for the 2022-2023 school year. **School systems must select Not Applicable (NA) or Applicable (A) for each option below. Applicable must be chosen for at least one of the following and may be chosen for more than one of the following options:**

- A
 - a. **If applicable, provide a brief description with supporting data** that identifies specific programs or circumstances within the school system that may contribute to higher enrollments of students identified with significant cognitive disabilities that would result in an alternate assessment participation rate in excess of 1.0 percent. (Example: The school system has schools, community

and/or health facilities that draw large numbers of students with significant cognitive disabilities.):

Plaquemines Parish provides services to Padua, which is a residential facility run by Catholic Charities. Padua provides residential placement for students with significant disabilities. We provide Special education services in our schools and also through a Homebound model at Padua.

- NA
- b. **If applicable, briefly describe** how a small overall student enrollment in the school system contributes to the likelihood that even a small number of students found eligible to participate in an alternate assessment would result in a participation rate in excess of 1.0 percent. (Example: The total tested population is less than 300 and the total number of students participating in the alternate assessment is 3 or less.):

Button does not stay on NA

- NA
- c. **If applicable, briefly describe other or additional justification of variables** that may contribute to the school system's alternate assessment participation rate in excess of 1.0 percent:

Button does not stay on NA

2. The school system verifies that all students participating in the alternate assessment meet Louisiana's participation criteria as outlined in State Board of Elementary and Secondary Education (BESE) Bulletin 1530-Louisiana's IEP Handbook for Students with Exceptionalities.



By submitting this form, the school system assures that the following actions are being taken to comply with the 1% participation cap threshold:

- a. Review of Student Records

	Number of Reviewed Student Records	Number of Records Compliant with Eligibility Criteria	Number of Records Non-Compliant with Eligibility Criteria	Corrective Actions Taken (If Applicable)
Elementary School Students	14	14		

Middle School Students	17	17		
High School Students	7	7		
Total Number of Files	38	38		

- b. The school system assures that any disproportionality in the percentage of students in any subgroup participating in the alternate assessment will be addressed through strategic actions. (Examples: Including all stakeholders in decision-making, conducting annual reviews, addressing the unique needs of English Learners (ELs), continuing education/professional development, reviewing criteria/state guidance for the alternate assessment qualification).

Special Education Lead Administrator Signature*: 	Date: 04.10.2024
Printed Name: Mary Ellen Hamner	
Superintendent / Charter Lead Administrator Signature*: 	Date: 04.10.2024
Printed Name: Dr. Shelly Ritz	

*Required signatures. Original signatures should be kept on file at the school system.

To submit this justification form, please sign and upload to the DM FTP by **April 12, 2024**.

Division of Diverse Learners

Alternate Assessment

Participation Review Process

School System Participation Justification

The Department is providing 2022-2023 school year alternate assessment data to school systems for review. If your school system assessed more than 1.0 percent of students using an alternate assessment in the 2022-2023 school year, we anticipated that your school system assessed more than 1.0 percent of students with an alternate assessment in the 2023-2024 school year. School systems that exceeded the 1.0 percent threshold must complete an alternate assessment justification and request a review of data and procedures related to alternate state assessments. The Every Student Succeeds Act (ESSA) requires the Department to make these justifications publicly available, provided that personally identifiable information about an individual student is not revealed.

School System Name: Linwood Public Charter School

Enter the percentage of students who participated in the alternate assessment during the 2022-2023 school year. This information was disseminated to your school system via FTP on or before March 25, 2024.

LEAP Connect Participation by Subject	Participation Percentage for SY 2022-2023
ELA: LEAP Connect Participation	1.22 %
Math: LEAP Connect Participation	1.22 %
Science: LEAP Connect Participation	0.457 %

1. Explain why the alternate assessment participation rate of 1.0 percent was exceeded for the 2022-2023 school year. **School systems must select Not Applicable (NA) or Applicable (A) for each option below. Applicable must be chosen for at least one of the following and may be chosen for more than one of the following options:**

- NA a. **If applicable, provide a brief description with supporting data** that identifies specific programs or circumstances within the school system that may contribute to higher enrollments of students identified with significant cognitive disabilities that would result in an alternate assessment participation rate in excess of 1.0 percent. (Example: The school system has schools, community

and/or health facilities that draw large numbers of students with significant cognitive disabilities.):

The charter school system draws several students with significant cognitive disabilities durir

NA b. **If applicable, briefly describe** how a small overall student enrollment in the school system contributes to the likelihood that even a small number of students found eligible to participate in an alternate assessment would result in a participation rate in excess of 1.0 percent. (Example: The total tested population is less than 300 and the total number of students participating in the alternate assessment is 3 or less.): +

NA c. **If applicable, briefly describe other or additional justification of variables** that may contribute to the school system’s alternate assessment participation rate in excess of 1.0 percent:

Evaluations completed by Caddo Parish Pupil Appraisal during the 22-23 school year contri

2. The school system verifies that all students participating in the alternate assessment meet Louisiana’s participation criteria as outlined in State Board of Elementary and Secondary Education (BESE) Bulletin 1530-Louisiana’s IEP Handbook for Students with Exceptionalities. +

By submitting this form, the school system assures that the following actions are being taken to comply with the 1% participation cap threshold:

a. Review of Student Records

	Number of Reviewed Student Records	Number of Records Compliant with Eligibility Criteria	Number of Records Non-Compliant with Eligibility Criteria	Corrective Actions Taken (If Applicable)
Elementary School Students	2	2	0	N/A

Middle School Students	6	6	0	N/A
High School Students	0			
Total Number of Files	8	8	0	N/A

- b. The school system assures that any disproportionality in the percentage of students in any subgroup participating in the alternate assessment will be addressed through strategic actions. (Examples: Including all stakeholders in decision-making, conducting annual reviews, addressing the unique needs of English Learners (ELs), continuing education/professional development, reviewing criteria/state guidance for the alternate assessment qualification).

Special Education Lead Administrator Signature*:	Date: 4/11/2024
Printed Name: Marilyn Johnson	
Superintendent / Charter Lead Administrator Signature*: Dr. Staughton Jennings	Date: 4/11/2024
Printed Name:	

*Required signatures. Original signatures should be kept on file at the school system.

To submit this justification form, please sign and upload to the DM FTP by **April 12, 2024**.

Division of Diverse Learners

Alternate Assessment

Participation Review Process

School System Participation Justification

The Department is providing 2022-2023 school year alternate assessment data to school systems for review. If your school system assessed more than 1.0 percent of students using an alternate assessment in the 2022-2023 school year, we anticipated that your school system assessed more than 1.0 percent of students with an alternate assessment in the 2023-2024 school year. School systems that exceeded the 1.0 percent threshold must complete an alternate assessment justification and request a review of data and procedures related to alternate state assessments. The Every Student Succeeds Act (ESSA) requires the Department to make these justifications publicly available, provided that personally identifiable information about an individual student is not revealed.

School System Name: Richland Parish School Board

Enter the percentage of students who participated in the alternate assessment during the 2022-2023 school year. This information was disseminated to your school system via FTP on or before March 25, 2024.

LEAP Connect Participation by Subject	Participation Percentage for SY 2022-2023	
ELA: LEAP Connect Participation	2.4	%
Math: LEAP Connect Participation	2.4	%
Science: LEAP Connect Participation	1.2	%

1. Explain why the alternate assessment participation rate of 1.0 percent was exceeded for the 2022-2023 school year. **School systems must select Not Applicable (NA) or Applicable (A) for each option below. Applicable must be chosen for at least one of the following and may be chosen for more than one of the following options:**
 - a. **If applicable, provide a brief description with supporting data** that identifies specific programs or circumstances within the school system that may contribute to higher enrollments of students identified with significant cognitive disabilities that would result in an alternate assessment participation rate in excess of 1.0 percent. (Example: The school system has schools, community

NA

and/or health facilities that draw large numbers of students with significant cognitive disabilities.):

Richland Parish is a rural area with an extremely high poverty rate. The parish also has an elevated population of drug usage. We also have several homes in the parish that house students with moderate to severe disabilities.

NA

b. **If applicable, briefly describe** how a small overall student enrollment in the school system contributes to the likelihood that even a small number of students found eligible to participate in an alternate assessment would result in a participation rate in excess of 1.0 percent. (Example: The total tested population is less than 300 and the total number of students participating in the alternate assessment is 3 or less.):

NA

c. **If applicable, briefly describe other or additional justification of variables** that may contribute to the school system's alternate assessment participation rate in excess of 1.0 percent:

Lack of parental support/involvement. We also live within 10 to 15 minutes from Monroe which is much more populated and offers a tremendous amount of specialized services and medical facilities that parents can get to quickly while remaining in our rural area where housing is much more affordable.

2. The school system verifies that all students participating in the alternate assessment meet Louisiana's participation criteria as outlined in State Board of Elementary and Secondary Education (BESE) Bulletin 1530-Louisiana's IEP Handbook for Students with Exceptionalities.

By submitting this form, the school system assures that the following actions are being taken to comply with the 1% participation cap threshold:

a. Review of Student Records

	Number of Reviewed Student Records	Number of Records Compliant with Eligibility Criteria	Number of Records Non-Compliant with Eligibility Criteria	Corrective Actions Taken (If Applicable)
Elementary School Students	15	15	0	n/a

Middle School Students	15	15	0	n/a
High School Students	4	4	0	n/a
Total Number of Files	34	34	0	n/a

- b. The school system assures that any disproportionality in the percentage of students in any subgroup participating in the alternate assessment will be addressed through strategic actions. (Examples: Including all stakeholders in decision-making, conducting annual reviews, addressing the unique needs of English Learners (ELs), continuing education/professional development, reviewing criteria/state guidance for the alternate assessment qualification).

Special Education Lead Administrator Signature*: <i>Angie Snuggs</i>	Date: <i>4-10-24</i>
Printed Name: <i>Angie Snuggs</i>	
Superintendent / Charter Lead Administrator Signature*: <i>Sheldon Jones</i>	Date: <i>04/12/2024</i>
Printed Name: <i>Sheldon Jones</i>	

*Required signatures. Original signatures should be kept on file at the school system.

To submit this justification form, please sign and upload to the DM FTP by **April 12, 2024**.

[Faint, illegible handwritten text]

Division of Diverse Learners

Alternate Assessment

Participation Review Process

School System Participation Justification

The Department is providing 2022-2023 school year alternate assessment data to school systems for review. If your school system assessed more than 1.0 percent of students using an alternate assessment in the 2022-2023 school year, we anticipated that your school system assessed more than 1.0 percent of students with an alternate assessment in the 2023-2024 school year. School systems that exceeded the 1.0 percent threshold must complete an alternate assessment justification and request a review of data and procedures related to alternate state assessments. The Every Student Succeeds Act (ESSA) requires the Department to make these justifications publicly available, provided that personally identifiable information about an individual student is not revealed.

School System Name: Monroe City Schools

Enter the percentage of students who participated in the alternate assessment during the 2022-2023 school year. This information was disseminated to your school system via FTP on or before March 25, 2024.

LEAP Connect Participation by Subject	Participation Percentage for SY 2022-2023
ELA: LEAP Connect Participation	2.8 %
Math: LEAP Connect Participation	2.8 %
Science: LEAP Connect Participation	1.2 %

1. Explain why the alternate assessment participation rate of 1.0 percent was exceeded for the 2022-2023 school year. **School systems must select Not Applicable (NA) or Applicable (A) for each option below. Applicable must be chosen for at least one of the following and may be chosen for more than one of the following options:**

A

- a. **If applicable, provide a brief description with supporting data** that identifies specific programs or circumstances within the school system that may contribute to higher enrollments of students identified with significant cognitive disabilities that would result in an alternate assessment participation rate in excess of 1.0 percent. (Example: The school system has schools, community

and/or health facilities that draw large numbers of students with significant cognitive disabilities.):

According to October 1, 2022, Child Count 14% of the students enrolled in our district have a disability. Our community has a large population of students with disabilities, many are significant.

NA

- b. **If applicable, briefly describe** how a small overall student enrollment in the school system contributes to the likelihood that even a small number of students found eligible to participate in an alternate assessment would result in a participation rate in excess of 1.0 percent. (Example: The total tested population is less than 300 and the total number of students participating in the alternate assessment is 3 or less.):

A

- c. **If applicable, briefly describe other or additional justification of variables** that may contribute to the school system's alternate assessment participation rate in excess of 1.0 percent:

School system administrators review LEAP Connect for disproportionality. Training is conducted re: the requirements for LEAP Connect. Based on the requirements, students were eligible for LEAP Connect. The contributing factor therefore is a higher enrollment of eligible students than slated by ESSA.

2. The school system verifies that all students participating in the alternate assessment meet Louisiana's participation criteria as outlined in State Board of Elementary and Secondary Education (BESE) Bulletin 1530-Louisiana's IEP Handbook for Students with Exceptionalities.

By submitting this form, the school system assures that the following actions are being taken to comply with the 1% participation cap threshold:

- a. Review of Student Records

	Number of Reviewed Student Records	Number of Records Compliant with Eligibility Criteria	Number of Records Non-Compliant with Eligibility Criteria	Corrective Actions Taken (If Applicable)
Elementary School Students	7	7	0	NA

Middle School Students	3	3	0	NA
High School Students	3	3	0	NA
Total Number of Files	13	13	0	NA

- b. The school system assures that any disproportionality in the percentage of students in any subgroup participating in the alternate assessment will be addressed through strategic actions. (Examples: Including all stakeholders in decision-making, conducting annual reviews, addressing the unique needs of English Learners (ELs), continuing education/professional development, reviewing criteria/state guidance for the alternate assessment qualification).

Special Education Lead Administrator Signature*: 	Date: 4/2/24
Printed Name: Rochelle Williams	
Superintendent / Charter Lead Administrator Signature*: 	Date: 4/3/24
Printed Name: Sam L. Moore	

*Required signatures. Original signatures should be kept on file at the school system.

To submit this justification form, please sign and upload to the DM FTP by **April 12, 2024**.

Division of Diverse Learners

Alternate Assessment

Participation Review Process

School System Participation Justification

The Department is providing 2022-2023 school year alternate assessment data to school systems for review. If your school system assessed more than 1.0 percent of students using an alternate assessment in the 2022-2023 school year, we anticipated that your school system assessed more than 1.0 percent of students with an alternate assessment in the 2023-2024 school year. School systems that exceeded the 1.0 percent threshold must complete an alternate assessment justification and request a review of data and procedures related to alternate state assessments. The Every Student Succeeds Act (ESSA) requires the Department to make these justifications publicly available, provided that personally identifiable information about an individual student is not revealed.

School System Name: Natchitoches Parish School System

Enter the percentage of students who participated in the alternate assessment during the 2022-2023 school year. This information was disseminated to your school system via FTP on or before March 25, 2024.

LEAP Connect Participation by Subject	Participation Percentage for SY 2022-2023
ELA: LEAP Connect Participation	1.4 %
Math: LEAP Connect Participation	1.4 %
Science: LEAP Connect Participation	0.6 %

1. Explain why the alternate assessment participation rate of 1.0 percent was exceeded for the 2022-2023 school year. **School systems must select Not Applicable (NA) or Applicable (A) for each option below. Applicable must be chosen for at least one of the following and may be chosen for more than one of the following options:**
 - a. **If applicable, provide a brief description with supporting data** that identifies specific programs or circumstances within the school system that may contribute to higher enrollments of students identified with significant cognitive disabilities that would result in an alternate assessment participation rate in excess of 1.0 percent. (Example: The school system has schools, community

and/or health facilities that draw large numbers of students with significant cognitive disabilities.):

JA

- b. **If applicable, briefly describe** how a small overall student enrollment in the school system contributes to the likelihood that even a small number of students found eligible to participate in an alternate assessment would result in a participation rate in excess of 1.0 percent. (Example: The total tested population is less than 300 and the total number of students participating in the alternate assessment is 3 or less.):

JA

- c. **If applicable, briefly describe other or additional justification of variables** that may contribute to the school system’s alternate assessment participation rate in excess of 1.0 percent:

After data review, the team noted an increased number of students with significant cognitive disabilities who transferred into the parish during the 2021-2022 school year, and subsequently in 22-23. The district also saw a decrease in overall enrollment.

2. The school system verifies that all students participating in the alternate assessment meet Louisiana’s participation criteria as outlined in State Board of Elementary and Secondary Education (BESE) Bulletin 1530-Louisiana’s IEP Handbook for Students with Exceptionalities.

By submitting this form, the school system assures that the following actions are being taken to comply with the 1% participation cap threshold:

- a. Review of Student Records

	Number of Reviewed Student Records	Number of Records Compliant with Eligibility Criteria	Number of Records Non-Compliant with Eligibility Criteria	Corrective Actions Taken (If Applicable)
Elementary School Students	15	15	0	

Middle School Students	9	9	0	
High School Students	7	7	0	
Total Number of Files	31	31	0	

- b. The school system assures that any disproportionality in the percentage of students in any subgroup participating in the alternate assessment will be addressed through strategic actions. (Examples: Including all stakeholders in decision-making, conducting annual reviews, addressing the unique needs of English Learners (ELs), continuing education/professional development, reviewing criteria/state guidance for the alternate assessment qualification).

Special Education Lead Administrator Signature*: <i>Danna LaCaze</i>	Date: 4/8/2024
Printed Name: Danna LaCaze	
Superintendent / Charter Lead Administrator Signature*: <i>G. Eloi</i>	Date: 4/8/24
Printed Name: Grant Eloi	

*Required signatures. Original signatures should be kept on file at the school system.

To submit this justification form, please sign and upload to the DM FTP by **April 12, 2024**.

Division of Diverse Learners

Alternate Assessment

Participation Review Process

School System Participation Justification

The Department is providing 2022-2023 school year alternate assessment data to school systems for review. If your school system assessed more than 1.0 percent of students using an alternate assessment in the 2022-2023 school year, we anticipated that your school system assessed more than 1.0 percent of students with an alternate assessment in the 2023-2024 school year. School systems that exceeded the 1.0 percent threshold must complete an alternate assessment justification and request a review of data and procedures related to alternate state assessments. The Every Student Succeeds Act (ESSA) requires the Department to make these justifications publicly available, provided that personally identifiable information about an individual student is not revealed.

School System Name: Sabine Parish School Board

Enter the percentage of students who participated in the alternate assessment during the 2022-2023 school year. This information was disseminated to your school system via FTP on or before March 25, 2024.

LEAP Connect Participation by Subject	Participation Percentage for SY 2022-2023	
ELA: LEAP Connect Participation	2.2	%
Math: LEAP Connect Participation	2.2	%
Science: LEAP Connect Participation	.8	%

1. Explain why the alternate assessment participation rate of 1.0 percent was exceeded for the 2022-2023 school year. **School systems must select Not Applicable (NA) or Applicable (A) for each option below. Applicable must be chosen for at least one of the following and may be chosen for more than one of the following options:**

NA

- a. **If applicable, provide a brief description with supporting data** that identifies specific programs or circumstances within the school system that may contribute to higher enrollments of students identified with significant cognitive disabilities that would result in an alternate assessment participation rate in excess of 1.0 percent. (Example: The school system has schools, community

and/or health facilities that draw large numbers of students with significant cognitive disabilities.):

In our district, we have 10 schools; six of those schools have wither a self-contained sensory class or a life skill class that addresses those students with significant cognitive disabilities.

NA

- b. **If applicable, briefly describe** how a small overall student enrollment in the school system contributes to the likelihood that even a small number of students found eligible to participate in an alternate assessment would result in a participation rate in excess of 1.0 percent. (Example: The total tested population is less than 300 and the total number of students participating in the alternate assessment is 3 or less.):

Three of the ten schools have a total enrollment of less than 300 and six of the ten schools have an enrollment of less than 400. This contributes to the more that 1% identified for alternate assessment. This contributes to the more that 1% identified for alternate assessment.

NA

- c. **If applicable, briefly describe other or additional justification of variables** that may contribute to the school system’s alternate assessment participation rate in excess of 1.0 percent:

Overall student population has decreased but SWD population has increased. The decline in overall population has been due to student movement into homeschool programs or the newly open private school in our parish. The district also has a high population of low socioeconomic families. Sabine also has an above average generational alcoholism and the use of street drugs such as methamphetamines. All schools in the Sabine school district are Title I eligible due to the high poverty level throughout the parish.

2. The school system verifies that all students participating in the alternate assessment meet Louisiana’s participation criteria as outlined in State Board of Elementary and Secondary Education (BESE) Bulletin 1530-Louisiana’s IEP Handbook for Students with Exceptionalities.

By submitting this form, the school system assures that the following actions are being taken to comply with the 1% participation cap threshold:

- a. Review of Student Records

	Number of Reviewed Student Records	Number of Records Compliant with Eligibility Criteria	Number of Records Non-Compliant with Eligibility Criteria	Corrective Actions Taken (If Applicable)
Elementary School Students	5	5	0	N/A

Middle School Students	10	10	0	N/A
High School Students	5	5	0	N/A
Total Number of Files	20	20	0	N/A

- b. The school system assures that any disproportionality in the percentage of students in any subgroup participating in the alternate assessment will be addressed through strategic actions. (Examples: Including all stakeholders in decision-making, conducting annual reviews, addressing the unique needs of English Learners (ELs), continuing education/professional development, reviewing criteria/state guidance for the alternate assessment qualification).

Special Education Lead Administrator Signature*:	Date:
Printed Name: Jamie Kelly	
Superintendent / Charter Lead Administrator Signature*:	Date:
Printed Name: Shane Wright	

*Required signatures. Original signatures should be kept on file at the school system.

To submit this justification form, please sign and upload to the DM FTP by **April 12, 2024**.

Division of Diverse Learners

Alternate Assessment

Participation Review Process

School System Participation Justification

The Department is providing 2022-2023 school year alternate assessment data to school systems for review. If your school system assessed more than 1.0 percent of students using an alternate assessment in the 2022-2023 school year, we anticipated that your school system assessed more than 1.0 percent of students with an alternate assessment in the 2023-2024 school year. School systems that exceeded the 1.0 percent threshold must complete an alternate assessment justification and request a review of data and procedures related to alternate state assessments. The Every Student Succeeds Act (ESSA) requires the Department to make these justifications publicly available, provided that personally identifiable information about an individual student is not revealed.

School System Name: Linwood Public Charter School

Enter the percentage of students who participated in the alternate assessment during the 2022-2023 school year. This information was disseminated to your school system via FTP on or before March 25, 2024.

LEAP Connect Participation by Subject	Participation Percentage for SY 2022-2023
ELA: LEAP Connect Participation	1.22 %
Math: LEAP Connect Participation	1.22 %
Science: LEAP Connect Participation	0.457 %

1. Explain why the alternate assessment participation rate of 1.0 percent was exceeded for the 2022-2023 school year. **School systems must select Not Applicable (NA) or Applicable (A) for each option below. Applicable must be chosen for at least one of the following and may be chosen for more than one of the following options:**

- NA a. **If applicable, provide a brief description with supporting data** that identifies specific programs or circumstances within the school system that may contribute to higher enrollments of students identified with significant cognitive disabilities that would result in an alternate assessment participation rate in excess of 1.0 percent. (Example: The school system has schools, community

and/or health facilities that draw large numbers of students with significant cognitive disabilities.):

The charter school system draws several students with significant cognitive disabilities durir

NA b. **If applicable, briefly describe** how a small overall student enrollment in the school system contributes to the likelihood that even a small number of students found eligible to participate in an alternate assessment would result in a participation rate in excess of 1.0 percent. (Example: The total tested population is less than 300 and the total number of students participating in the alternate assessment is 3 or less.): +

NA c. **If applicable, briefly describe other or additional justification of variables** that may contribute to the school system’s alternate assessment participation rate in excess of 1.0 percent:

Evaluations completed by Caddo Parish Pupil Appraisal during the 22-23 school year contri

2. The school system verifies that all students participating in the alternate assessment meet Louisiana’s participation criteria as outlined in State Board of Elementary and Secondary Education (BESE) Bulletin 1530-Louisiana’s IEP Handbook for Students with Exceptionalities. +

By submitting this form, the school system assures that the following actions are being taken to comply with the 1% participation cap threshold:

a. Review of Student Records

	Number of Reviewed Student Records	Number of Records Compliant with Eligibility Criteria	Number of Records Non-Compliant with Eligibility Criteria	Corrective Actions Taken (If Applicable)
Elementary School Students	2	2	0	N/A

Middle School Students	6	6	0	N/A
High School Students	0			
Total Number of Files	8	8	0	N/A

- b. The school system assures that any disproportionality in the percentage of students in any subgroup participating in the alternate assessment will be addressed through strategic actions. (Examples: Including all stakeholders in decision-making, conducting annual reviews, addressing the unique needs of English Learners (ELs), continuing education/professional development, reviewing criteria/state guidance for the alternate assessment qualification).

Special Education Lead Administrator Signature*:	Date: 4/11/2024
Printed Name: Marilyn Johnson	
Superintendent / Charter Lead Administrator Signature*: Dr. Staughton Jennings	Date: 4/11/2024
Printed Name:	

*Required signatures. Original signatures should be kept on file at the school system.

To submit this justification form, please sign and upload to the DM FTP by **April 12, 2024**.

Division of Diverse Learners

Alternate Assessment

Participation Review Process

School System Participation Justification

The Department is providing 2022-2023 school year alternate assessment data to school systems for review. If your school system assessed more than 1.0 percent of students using an alternate assessment in the 2022-2023 school year, we anticipated that your school system assessed more than 1.0 percent of students with an alternate assessment in the 2023-2024 school year. School systems that exceeded the 1.0 percent threshold must complete an alternate assessment justification and request a review of data and procedures related to alternate state assessments. The Every Student Succeeds Act (ESSA) requires the Department to make these justifications publicly available, provided that personally identifiable information about an individual student is not revealed.

School System Name: Terrebonne Parish

Enter the percentage of students who participated in the alternate assessment during the 2022-2023 school year. This information was disseminated to your school system via FTP on or before March 25, 2024.

LEAP Connect Participation by Subject	Participation Percentage for SY 2022-2023	
ELA: LEAP Connect Participation	1.3	%
Math: LEAP Connect Participation	1.3	%
Science: LEAP Connect Participation	0.6	%

1. Explain why the alternate assessment participation rate of 1.0 percent was exceeded for the 2022-2023 school year. **School systems must select Not Applicable (NA) or Applicable (A) for each option below. Applicable must be chosen for at least one of the following and may be chosen for more than one of the following options:**
 - A
 - a. **If applicable, provide a brief description with supporting data** that identifies specific programs or circumstances within the school system that may contribute to higher enrollments of students identified with significant cognitive disabilities that would result in an alternate assessment participation rate in excess of 1.0 percent. (Example: The school system has schools, community

and/or health facilities that draw large numbers of students with significant cognitive disabilities.):

The Terrebonne Parish School District operates the School for Exceptional Children for students with significant cognitive impairments. The Alternate Assessment participation rate at this school site is 100%.

NA b. **If applicable, briefly describe** how a small overall student enrollment in the school system contributes to the likelihood that even a small number of students found eligible to participate in an alternate assessment would result in a participation rate in excess of 1.0 percent. (Example: The total tested population is less than 300 and the total number of students participating in the alternate assessment is 3 or less.):

NA c. **If applicable, briefly describe other or additional justification of variables** that may contribute to the school system's alternate assessment participation rate in excess of 1.0 percent:

2. The school system verifies that all students participating in the alternate assessment meet Louisiana's participation criteria as outlined in State Board of Elementary and Secondary Education (BESE) Bulletin 1530-Louisiana's IEP Handbook for Students with Exceptionalities.

By submitting this form, the school system assures that the following actions are being taken to comply with the 1% participation cap threshold:

a. Review of Student Records

	Number of Reviewed Student Records	Number of Records Compliant with Eligibility Criteria	Number of Records Non-Compliant with Eligibility Criteria	Corrective Actions Taken (If Applicable)
Elementary School Students	10	10	0	

Middle School Students	10	10	0	
High School Students	10	10	0	
Total Number of Files	30	30	30	

- b. The school system assures that any disproportionality in the percentage of students in any subgroup participating in the alternate assessment will be addressed through strategic actions. (Examples: Including all stakeholders in decision-making, conducting annual reviews, addressing the unique needs of English Learners (ELs), continuing education/professional development, reviewing criteria/state guidance for the alternate assessment qualification).


Special Education Lead Administrator Signature*: <i>Blaise Pellegrin</i>	Date: 4/9/24
Printed Name: Blaise Pellegrin	
Superintendent / Charter Lead Administrator Signature*: <i>Bubba Orgeron</i>	Date: 4/11/2024
Printed Name: Aubrey Bubba Orgeron	

*Required signatures. Original signatures should be kept on file at the school system.

To submit this justification form, please sign and upload to the DM FTP by **April 12, 2024**.

1950

1950



Your form doesn't allow more than one line of text. Here is the complete answer to question 1A.

The school is an open-enrollment charter school, which means it takes all students, no matter their circumstance. We also believe in providing excellent programs to all of our special populations, especially our highest needs population. At Dorothy Height we have two self-contained classrooms, each staffed with a special education teacher and paraprofessionals to support our scholars whose exceptionalities range from mild-moderate-significantly impaired. We also partner with high needs programs across the city, for our scholars with the most significant exceptionalities to ensure they are being provided with the best education possible. As a result, this has drawn families to our school from across the city and can be the reason for our percentage exceeding 1.0 percent. To ensure all of our scholars do qualify, we have put in place various processes to review each evaluation each year. School based Directors of Special Education work in conjunction with me, the Network Director of Special Education, and our network wide evaluation team, to ensure each students evaluation is reviewed and that they qualify each year.

Division of Diverse Learners

Alternate Assessment

Participation Review Process

School System Participation Justification

The Department is providing 2022-2023 school year alternate assessment data to school systems for review. If your school system assessed more than 1.0 percent of students using an alternate assessment in the 2022-2023 school year, we anticipated that your school system assessed more than 1.0 percent of students with an alternate assessment in the 2023-2024 school year. School systems that exceeded the 1.0 percent threshold must complete an alternate assessment justification and request a review of data and procedures related to alternate state assessments. The Every Student Succeeds Act (ESSA) requires the Department to make these justifications publicly available, provided that personally identifiable information about an individual student is not revealed.

School System Name: St. James Parish

Enter the percentage of students who participated in the alternate assessment during the 2022-2023 school year. This information was disseminated to your school system via FTP on or before March 25, 2024.

LEAP Connect Participation by Subject	Participation Percentage for SY 2022-2023
ELA: LEAP Connect Participation	1.7 %
Math: LEAP Connect Participation	1.6 %
Science: LEAP Connect Participation	1.0 %

1. Explain why the alternate assessment participation rate of 1.0 percent was exceeded for the 2022-2023 school year. **School systems must select Not Applicable (NA) or Applicable (A) for each option below. Applicable must be chosen for at least one of the following and may be chosen for more than one of the following options:**

- A a. **If applicable, provide a brief description with supporting data** that identifies specific programs or circumstances within the school system that may contribute to higher enrollments of students identified with significant cognitive disabilities that would result in an alternate assessment participation rate in excess of 1.0 percent. (Example: The school system has schools, community

and/or health facilities that draw large numbers of students with significant cognitive disabilities.):

Our school district has a Head Start Program and a Universal Pre-K Program that may cont

- A b. **If applicable, briefly describe** how a small overall student enrollment in the school system contributes to the likelihood that even a small number of students found eligible to participate in an alternate assessment would result in a participation rate in excess of 1.0 percent. (Example: The total tested population is less than 300 and the total number of students participating in the alternate assessment is 3 or less.): +

N/A

- A c. **If applicable, briefly describe other or additional justification of variables** that may contribute to the school system’s alternate assessment participation rate in excess of 1.0 percent:

The changes in the criteria upon a student completing fifth grade may contribute to our schc

2. The school system verifies that all students participating in the alternate assessment meet Louisiana’s participation criteria as outlined in State Board of Elementary and Secondary Education (BESE) Bulletin 1530-Louisiana’s IEP Handbook for Students with Exceptionalities. +

By submitting this form, the school system assures that the following actions are being taken to comply with the 1% participation cap threshold:

- a. Review of Student Records

	Number of Reviewed Student Records	Number of Records Compliant with Eligibility Criteria	Number of Records Non-Compliant with Eligibility Criteria	Corrective Actions Taken (If Applicable)
Elementary School Students	16	16	0	0

Middle School Students	9	9	0	0
High School Students	27	27	0	0
Total Number of Files	52	52	0	0

- b. The school system assures that any disproportionality in the percentage of students in any subgroup participating in the alternate assessment will be addressed through strategic actions. (Examples: Including all stakeholders in decision-making, conducting annual reviews, addressing the unique needs of English Learners (ELs), continuing education/professional development, reviewing criteria/state guidance for the alternate assessment qualification).

Special Education Lead Administrator Signature*:	Date:
Printed Name: Senecca Boudreaux	
Superintendent / Charter Lead Administrator Signature*:	Date:
Printed Name: Chris M. Kimball	

*Required signatures. Original signatures should be kept on file at the school system.

To submit this justification form, please sign and upload to the DM FTP by **April 12, 2024**.

Division of Diverse Learners

Alternate Assessment

Participation Review Process

School System Participation Justification

The Department is providing 2022-2023 school year alternate assessment data to school systems for review. If your school system assessed more than 1.0 percent of students using an alternate assessment in the 2022-2023 school year, we anticipated that your school system assessed more than 1.0 percent of students with an alternate assessment in the 2023-2024 school year. School systems that exceeded the 1.0 percent threshold must complete an alternate assessment justification and request a review of data and procedures related to alternate state assessments. The Every Student Succeeds Act (ESSA) requires the Department to make these justifications publicly available, provided that personally identifiable information about an individual student is not revealed.

School System Name: Lincoln Prep School

Enter the percentage of students who participated in the alternate assessment during the 2022-2023 school year. This information was disseminated to your school system via FTP on or before March 25, 2024.

LEAP Connect Participation by Subject	Participation Percentage for SY 2022-2023	
ELA: LEAP Connect Participation	2.1	%
Math: LEAP Connect Participation	2.1	%
Science: LEAP Connect Participation	0.3	%

1. Explain why the alternate assessment participation rate of 1.0 percent was exceeded for the 2022-2023 school year. **School systems must select Not Applicable (NA) or Applicable (A) for each option below. Applicable must be chosen for at least one of the following and may be chosen for more than one of the following options:**

NA

- a. **If applicable, provide a brief description with supporting data** that identifies specific programs or circumstances within the school system that may contribute to higher enrollments of students identified with significant cognitive disabilities that would result in an alternate assessment participation rate in excess of 1.0 percent. (Example: The school system has schools, community

and/or health facilities that draw large numbers of students with significant cognitive disabilities.):

Lincoln Prep School is a charter school that enrolls students from multiple districts. Because

NA

- b. **If applicable, briefly describe** how a small overall student enrollment in the school system contributes to the likelihood that even a small number of students found eligible to participate in an alternate assessment would result in a participation rate in excess of 1.0 percent. (Example: The total tested population is less than 300 and the total number of students participating in the alternate assessment is 3 or less.):

The number of students representative of the LEAP Connect is very small therefore the calc

NA

- c. **If applicable, briefly describe other or additional justification of variables** that may contribute to the school system’s alternate assessment participation rate in excess of 1.0 percent:

2. The school system verifies that all students participating in the alternate assessment meet Louisiana’s participation criteria as outlined in State Board of Elementary and Secondary Education (BESE) Bulletin 1530-Louisiana’s IEP Handbook for Students with Exceptionalities.



By submitting this form, the school system assures that the following actions are being taken to comply with the 1% participation cap threshold:

- a. Review of Student Records

	Number of Reviewed Student Records	Number of Records Compliant with Eligibility Criteria	Number of Records Non-Compliant with Eligibility Criteria	Corrective Actions Taken (If Applicable)
Elementary School Students				Review Adaptive behavior rating

Middle School Students	9	4	5	Review Adaptive behavior rating
High School Students	2	1	1	Review Adaptive behavior rating
Total Number of Files	11	5	6	

- b. The school system assures that any disproportionality in the percentage of students in any subgroup participating in the alternate assessment will be addressed through strategic actions. (Examples: Including all stakeholders in decision-making, conducting annual reviews, addressing the unique needs of English Learners (ELs), continuing education/professional development, reviewing criteria/state guidance for the alternate assessment qualification).

Special Education Lead Administrator Signature*: 	Date: 4/9/2024
Printed Name: Crystal Washington	
Superintendent / Charter Lead Administrator Signature*: 	Date: 4/9/2024
Printed Name: Gordan Ford	

*Required signatures. Original signatures should be kept on file at the school system.

To submit this justification form, please sign and upload to the DM FTP by **April 12, 2024**.

Division of Diverse Learners

Alternate Assessment

Participation Review Process

School System Participation Justification

The Department is providing 2022-2023 school year alternate assessment data to school systems for review. If your school system assessed more than 1.0 percent of students using an alternate assessment in the 2022-2023 school year, we anticipated that your school system assessed more than 1.0 percent of students with an alternate assessment in the 2023-2024 school year. School systems that exceeded the 1.0 percent threshold must complete an alternate assessment justification and request a review of data and procedures related to alternate state assessments. The Every Student Succeeds Act (ESSA) requires the Department to make these justifications publicly available, provided that personally identifiable information about an individual student is not revealed.

School System Name: St. John the Baptist Public School System

Enter the percentage of students who participated in the alternate assessment during the 2022-2023 school year. This information was disseminated to your school system via FTP on or before March 25, 2024.

LEAP Connect Participation by Subject	Participation Percentage for SY 2022-2023	
ELA: LEAP Connect Participation	96.6	%
Math: LEAP Connect Participation	96.6	%
Science: LEAP Connect Participation	100	%

1. Explain why the alternate assessment participation rate of 1.0 percent was exceeded for the 2022-2023 school year. **School systems must select Not Applicable (NA) or Applicable (A) for each option below. Applicable must be chosen for at least one of the following and may be chosen for more than one of the following options:**

- A a. **If applicable, provide a brief description with supporting data** that identifies specific programs or circumstances within the school system that may contribute to higher enrollments of students identified with significant cognitive disabilities that would result in an alternate assessment participation rate in excess of 1.0 percent. (Example: The school system has schools, community

and/or health facilities that draw large numbers of students with significant cognitive disabilities.¹

St. John Parish has 5 Catholic/private schools that do not offer services to students with significant disabilities so all students with significant disabilities attend the public school system. The percentage of parish population attending Catholic/private schools is one of the highest in the state causing our percentage of students with significant disabilities taking LEAP Connect to exceed 1%.

- NA b. **If applicable, briefly describe** how a small overall student enrollment in the school system contributes to the likelihood that even a small number of students found eligible to participate in an alternate assessment would result in a participation rate in excess of 1.0 percent. (Example: The total tested population is less than 300 and the total number of students participating in the alternate assessment is 3 or less.):

- A c. **If applicable, briefly describe other or additional justification of variables** that may contribute to the school system's alternate assessment participation rate in excess of 1.0 percent:

Housing costs in St. John Parish are significantly lower than our surrounding parishes resulting in many new families moving into our parish. A lot of our families live here and commute to work in another parish.

2. The school system verifies that all students participating in the alternate assessment meet Louisiana's participation criteria as outlined in State Board of Elementary and Secondary Education (BESE) Bulletin 1530-Louisiana's IEP Handbook for Students with Exceptionalities.



By submitting this form, the school system assures that the following actions are being taken to comply with the 1% participation cap threshold:

- a. Review of Student Records

	Number of Reviewed Student Records	Number of Records Compliant with Eligibility Criteria	Number of Records Non-Compliant with Eligibility Criteria	Corrective Actions Taken (If Applicable)
Elementary School Students	26	26	0	

Middle School Students	25	25	0	
High School Students	6	6	0	
Total Number of Files	57	57	0	

- b. The school system assures that any disproportionality in the percentage of students in any subgroup participating in the alternate assessment will be addressed through strategic actions. (Examples: Including all stakeholders in decision-making, conducting annual reviews, addressing the unique needs of English Learners (ELs), continuing education/professional development, reviewing criteria/state guidance for the alternate assessment qualification).

Special Education Lead Administrator Signature*: 	Date: 4/15/24
Printed Name: Stacey Spies, Ph.D.	
Superintendent / Charter Lead Administrator Signature*: 	Date: 4/15/2024
Printed Name: Cleo Perry Jr., Ed.D.	

*Required signatures. Original signatures should be kept on file at the school system.

To submit this justification form, please sign and upload to the DM FTP by **April 12, 2024**.

Division of Diverse Learners

Alternate Assessment

Participation Review Process

School System Participation Justification

The Department is providing 2022-2023 school year alternate assessment data to school systems for review. If your school system assessed more than 1.0 percent of students using an alternate assessment in the 2022-2023 school year, we anticipated that your school system assessed more than 1.0 percent of students with an alternate assessment in the 2023-2024 school year. School systems that exceeded the 1.0 percent threshold must complete an alternate assessment justification and request a review of data and procedures related to alternate state assessments. The Every Student Succeeds Act (ESSA) requires the Department to make these justifications publicly available, provided that personally identifiable information about an individual student is not revealed.

School System Name: Vernon

Enter the percentage of students who participated in the alternate assessment during the 2022-2023 school year. This information was disseminated to your school system via FTP on or before March 25, 2024.

LEAP Connect Participation by Subject	Participation Percentage for SY 2022-2023	
ELA: LEAP Connect Participation	1.1	%
Math: LEAP Connect Participation	1.1	%
Science: LEAP Connect Participation	0.6	%

1. Explain why the alternate assessment participation rate of 1.0 percent was exceeded for the 2022-2023 school year. **School systems must select Not Applicable (NA) or Applicable (A) for each option below. Applicable must be chosen for at least one of the following and may be chosen for more than one of the following options:**

- NA a. **If applicable, provide a brief description with supporting data** that identifies specific programs or circumstances within the school system that may contribute to higher enrollments of students identified with significant cognitive disabilities that would result in an alternate assessment participation rate in excess of 1.0 percent. (Example: The school system has schools, community

and/or health facilities that draw large numbers of students with significant cognitive disabilities.);

- A b. **If applicable, briefly describe** how a small overall student enrollment in the school system contributes to the likelihood that even a small number of students found eligible to participate in an alternate assessment would result in a participation rate in excess of 1.0 percent. (Example: The total tested population is less than 300 and the total number of students participating in the alternate assessment is 3 or less.):

K-12 schools are more likely to exceed the 1.0% because of low numbers of total testers and overall low numbers in total student enrollment.

- A c. **If applicable, briefly describe other or additional justification of variables** that may contribute to the school system's alternate assessment participation rate in excess of 1.0 percent:

Vernon Parish enrolls military affiliated students that enter with Alternate Assessment records from other states. As part of the military compact we honor the records even if the criteria is not met until which time a full evaluation can be conducted.

2. The school system verifies that all students participating in the alternate assessment meet Louisiana's participation criteria as outlined in State Board of Elementary and Secondary Education (BESE) Bulletin 1530-Louisiana's IEP Handbook for Students with Exceptionalities.

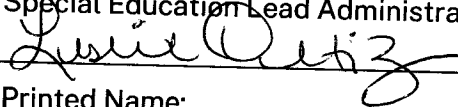

By submitting this form, the school system assures that the following actions are being taken to comply with the 1% participation cap threshold:

a. Review of Student Records

	Number of Reviewed Student Records	Number of Records Compliant with Eligibility Criteria	Number of Records Non-Compliant with Eligibility Criteria	Corrective Actions Taken (If Applicable)
Elementary School Students	5	5	0	N/A

Middle School Students	5	5	0	N/A
High School Students	5	5	0	N/A
Total Number of Files	15	15	0	N/A

- b. The school system assures that any disproportionality in the percentage of students in any subgroup participating in the alternate assessment will be addressed through strategic actions. (Examples: Including all stakeholders in decision-making, conducting annual reviews, addressing the unique needs of English Learners (ELs), continuing education/professional development, reviewing criteria/state guidance for the alternate assessment qualification).

Special Education Lead Administrator Signature*: 	Date: 4/12/24
Printed Name: Leslie Ortiz	
Superintendent / Charter Lead Administrator Signature*: 	Date: 4/12/24
Printed Name: James Williams	

*Required signatures. Original signatures should be kept on file at the school system.

To submit this justification form, please sign and upload to the DM FTP by **April 12, 2024**.

Division of Diverse Learners

Alternate Assessment

Participation Review Process

School System Participation Justification

The Department is providing 2022-2023 school year alternate assessment data to school systems for review. If your school system assessed more than 1.0 percent of students using an alternate assessment in the 2022-2023 school year, we anticipated that your school system assessed more than 1.0 percent of students with an alternate assessment in the 2023-2024 school year. School systems that exceeded the 1.0 percent threshold must complete an alternate assessment justification and request a review of data and procedures related to alternate state assessments. The Every Student Succeeds Act (ESSA) requires the Department to make these justifications publicly available, provided that personally identifiable information about an individual student is not revealed.

School System Name: Northeast Claiborne Charter School

Enter the percentage of students who participated in the alternate assessment during the 2022-2023 school year. This information was disseminated to your school system via FTP on or before March 25, 2024.

LEAP Connect Participation by Subject	Participation Percentage for SY 2022-2023
ELA: LEAP Connect Participation	0 %
Math: LEAP Connect Participation	0 %
Science: LEAP Connect Participation	0 %

1. Explain why the alternate assessment participation rate of 1.0 percent was exceeded for the 2022-2023 school year. **School systems must select Not Applicable (NA) or Applicable (A) for each option below. Applicable must be chosen for at least one of the following and may be chosen for more than one of the following options:**
 - A
 - a. **If applicable, provide a brief description with supporting data** that identifies specific programs or circumstances within the school system that may contribute to higher enrollments of students identified with significant cognitive disabilities that would result in an alternate assessment participation rate in excess of 1.0 percent. (Example: The school system has schools, community

and/or health facilities that draw large numbers of students with significant cognitive disabilities.):

- A** b. **If applicable, briefly describe** how a small overall student enrollment in the school system contributes to the likelihood that even a small number of students found eligible to participate in an alternate assessment would result in a participation rate in excess of 1.0 percent. (Example: The total tested population is less than 300 and the total number of students participating in the alternate assessment is 3 or less.):

- A** c. **If applicable, briefly describe other or additional justification of variables** that may contribute to the school system’s alternate assessment participation rate in excess of 1.0 percent:

2. The school system verifies that all students participating in the alternate assessment meet Louisiana’s participation criteria as outlined in State Board of Elementary and Secondary Education (BESE) Bulletin 1530-Louisiana’s IEP Handbook for Students with Exceptionalities.

By submitting this form, the school system assures that the following actions are being taken to comply with the 1% participation cap threshold:

- a. Review of Student Records

	Number of Reviewed Student Records	Number of Records Compliant with Eligibility Criteria	Number of Records Non-Compliant with Eligibility Criteria	Corrective Actions Taken (If Applicable)
Elementary School Students	18	0	18	

Middle School Students				
High School Students	6	0	6	
Total Number of Files	24	0	24	

- b. The school system assures that any disproportionality in the percentage of students in any subgroup participating in the alternate assessment will be addressed through strategic actions. (Examples: Including all stakeholders in decision-making, conducting annual reviews, addressing the unique needs of English Learners (ELs), continuing education/professional development, reviewing criteria/state guidance for the alternate assessment qualification).

Special Education Lead Administrator Signature*: <i>Taylor Mason</i>	Date: 4-3-24
Printed Name: Taylor Mason	
Superintendent / Charter Lead Administrator Signature*: <i>Stacie Cary</i>	Date: 4-3-24
Printed Name: Stacie Cary	

*Required signatures. Original signatures should be kept on file at the school system.

To submit this justification form, please sign and upload to the DM FTP by **April 12, 2024**.

Division of Diverse Learners

Alternate Assessment

Participation Review Process

School System Participation Justification

The Department is providing 2022-2023 school year alternate assessment data to school systems for review. If your school system assessed more than 1.0 percent of students using an alternate assessment in the 2022-2023 school year, we anticipated that your school system assessed more than 1.0 percent of students with an alternate assessment in the 2023-2024 school year. School systems that exceeded the 1.0 percent threshold must complete an alternate assessment justification and request a review of data and procedures related to alternate state assessments. The Every Student Succeeds Act (ESSA) requires the Department to make these justifications publicly available, provided that personally identifiable information about an individual student is not revealed.

School System Name: ReNEW Schools

Enter the percentage of students who participated in the alternate assessment during the 2022-2023 school year. This information was disseminated to your school system via FTP on or before March 25, 2024.

LEAP Connect Participation by Subject	Participation Percentage for SY 2022-2023
ELA: LEAP Connect Participation	5 %
Math: LEAP Connect Participation	5 %
Science: LEAP Connect Participation	2 %

1. Explain why the alternate assessment participation rate of 1.0 percent was exceeded for the 2022-2023 school year. **School systems must select Not Applicable (NA) or Applicable (A) for each option below. Applicable must be chosen for at least one of the following and may be chosen for more than one of the following options:**

- NA a. **If applicable, provide a brief description with supporting data** that identifies specific programs or circumstances within the school system that may contribute to higher enrollments of students identified with significant cognitive disabilities that would result in an alternate assessment participation rate in excess of 1.0 percent. (Example: The school system has schools, community

and/or health facilities that draw large numbers of students with significant cognitive disabilities.):

ReNEW Schools offers specialized programming for students with low incidence disabilities, as well as, students with significant cognitive disabilities. These programs include community based instruction, substantially separate curriculum, and individualized programming. These programs enroll larger numbers of students with significant cognitive disabilities who demonstrate a need and qualify to take the LEAP Connect Assessment.

NA b. **If applicable, briefly describe** how a small overall student enrollment in the school system contributes to the likelihood that even a small number of students found eligible to participate in an alternate assessment would result in a participation rate in excess of 1.0 percent. (Example: The total tested population is less than 300 and the total number of students participating in the alternate assessment is 3 or less.):

NA c. **If applicable, briefly describe other or additional justification of variables** that may contribute to the school system’s alternate assessment participation rate in excess of 1.0 percent:

2. The school system verifies that all students participating in the alternate assessment meet Louisiana’s participation criteria as outlined in State Board of Elementary and Secondary Education (BESE) Bulletin 1530-Louisiana’s IEP Handbook for Students with Exceptionalities.

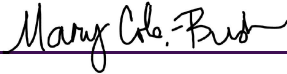

By submitting this form, the school system assures that the following actions are being taken to comply with the 1% participation cap threshold:

a. Review of Student Records

	Number of Reviewed Student Records	Number of Records Compliant with Eligibility Criteria	Number of Records Non-Compliant with Eligibility Criteria	Corrective Actions Taken (If Applicable)
Elementary School Students	25	25	0	0

Middle School Students	39	39	0	0
High School Students	0	0	0	0
Total Number of Files	64	64	0	0

- b. The school system assures that any disproportionality in the percentage of students in any subgroup participating in the alternate assessment will be addressed through strategic actions. (Examples: Including all stakeholders in decision-making, conducting annual reviews, addressing the unique needs of English Learners (ELs), continuing education/professional development, reviewing criteria/state guidance for the alternate assessment qualification).

Special Education Lead Administrator Signature*: 	Date: 4/4/2024
Printed Name: Dr. Mary Cole-Bush, Chief of Student Support Services	
Superintendent / Charter Lead Administrator Signature*: 	Date: 4/9/2024
Printed Name: Tanya M. Bryant	

*Required signatures. Original signatures should be kept on file at the school system.

To submit this justification form, please sign and upload to the DM FTP by **April 12, 2024**.

Division of Diverse Learners

Alternate Assessment

Participation Review Process

School System Participation Justification

The Department is providing 2022-2023 school year alternate assessment data to school systems for review. If your school system assessed more than 1.0 percent of students using an alternate assessment in the 2022-2023 school year, we anticipated that your school system assessed more than 1.0 percent of students with an alternate assessment in the 2023-2024 school year. School systems that exceeded the 1.0 percent threshold must complete an alternate assessment justification and request a review of data and procedures related to alternate state assessments. The Every Student Succeeds Act (ESSA) requires the Department to make these justifications publicly available, provided that personally identifiable information about an individual student is not revealed.

School System Name: Washington Parish School District

Enter the percentage of students who participated in the alternate assessment during the 2022-2023 school year. This information was disseminated to your school system via FTP on or before March 25, 2024.

LEAP Connect Participation by Subject	Participation Percentage for SY 2022-2023
ELA: LEAP Connect Participation	2.0 %
Math: LEAP Connect Participation	2.0 %
Science: LEAP Connect Participation	1.2 %

1. Explain why the alternate assessment participation rate of 1.0 percent was exceeded for the 2022-2023 school year. **School systems must select Not Applicable (NA) or Applicable (A) for each option below. Applicable must be chosen for at least one of the following and may be chosen for more than one of the following options:**

- A
 - a. **If applicable, provide a brief description with supporting data** that identifies specific programs or circumstances within the school system that may contribute to higher enrollments of students identified with significant cognitive disabilities that would result in an alternate assessment participation rate in excess of 1.0 percent. (Example: The school system has schools, community

and/or health facilities that draw large numbers of students with significant cognitive disabilities.);

WPSS is a rural, high poverty district. The schools with the highest percentage of students who qualify for alternate assessment are in the most rural schools in the district. The district has a large number of families who foster students with multiple disabilities.

- A b. **If applicable, briefly describe** how a small overall student enrollment in the school system contributes to the likelihood that even a small number of students found eligible to participate in an alternate assessment would result in a participation rate in excess of 1.0 percent. (Example: The total tested population is less than 300 and the total number of students participating in the alternate assessment is 3 or less.):

WPSS is a small school district. The majority of the schools have total testing populations of 100-200. This causes with alternate assessment participation percentage to reflect high when there are under 10 students participating in alternate assessment at each of those sites.

- NA c. **If applicable, briefly describe other or additional justification of variables** that may contribute to the school system’s alternate assessment participation rate in excess of 1.0 percent:

2. The school system verifies that all students participating in the alternate assessment meet Louisiana’s participation criteria as outlined in State Board of Elementary and Secondary Education (BESE) Bulletin 1530-Louisiana’s IEP Handbook for Students with Exceptionalities.



By submitting this form, the school system assures that the following actions are being taken to comply with the 1% participation cap threshold:

- a. Review of Student Records

	Number of Reviewed Student Records	Number of Records Compliant with Eligibility Criteria	Number of Records Non-Compliant with Eligibility Criteria	Corrective Actions Taken (If Applicable)
Elementary School Students	19	18	1	The evaluation name was omitted. This has been corrected.

Middle School Students	25	25	0	NA
High School Students	38	32	6	All 6 had criterion marked as B & it should've been C. This has been corrected. IQ scores need to updated on 5 of these.
Total Number of Files	82	75	7	

- b. The school system assures that any disproportionality in the percentage of students in any subgroup participating in the alternate assessment will be addressed through strategic actions. (Examples: Including all stakeholders in decision-making, conducting annual reviews, addressing the unique needs of English Learners (ELs), continuing education/professional development, reviewing criteria/state guidance for the alternate assessment qualification).

Special Education Lead Administrator Signature*: 	Date: 4/8/2024
Printed Name: Tricia Smith	
Superintendent / Charter Lead Administrator Signature*: 	Date: 4/8/2024
Printed Name: Jennifer Thomas	

*Required signatures. Original signatures should be kept on file at the school system.

To submit this justification form, please sign and upload to the DM FTP by **April 12, 2024**.

Division of Diverse Learners

Alternate Assessment

Participation Review Process

School System Participation Justification

The Department is providing 2022-2023 school year alternate assessment data to school systems for review. If your school system assessed more than 1.0 percent of students using an alternate assessment in the 2022-2023 school year, we anticipated that your school system assessed more than 1.0 percent of students with an alternate assessment in the 2023-2024 school year. School systems that exceeded the 1.0 percent threshold must complete an alternate assessment justification and request a review of data and procedures related to alternate state assessments. The Every Student Succeeds Act (ESSA) requires the Department to make these justifications publicly available, provided that personally identifiable information about an individual student is not revealed.

School System Name: Catahoula Parish Schools

Enter the percentage of students who participated in the alternate assessment during the 2022-2023 school year. This information was disseminated to your school system via FTP on or before March 25, 2024.

LEAP Connect Participation by Subject	Participation Percentage for SY 2022-2023	
ELA: LEAP Connect Participation	1.8	%
Math: LEAP Connect Participation	1.8	%
Science: LEAP Connect Participation	0.2	%

1. Explain why the alternate assessment participation rate of 1.0 percent was exceeded for the 2022-2023 school year. **School systems must select Not Applicable (NA) or Applicable (A) for each option below. Applicable must be chosen for at least one of the following and may be chosen for more than one of the following options:**
 - a. **If applicable, provide a brief description with supporting data** that identifies specific programs or circumstances within the school system that may contribute to higher enrollments of students identified with significant cognitive disabilities that would result in an alternate assessment participation rate in excess of 1.0 percent. (Example: The school system has schools, community

and/or health facilities that draw large numbers of students with significant cognitive disabilities.):

b. **If applicable, briefly describe** how a small overall student enrollment in the school system contributes to the likelihood that even a small number of students found eligible to participate in an alternate assessment would result in a participation rate in excess of 1.0 percent. (Example: The total tested population is less than 300 and the total number of students participating in the alternate assessment is 3 or less.):

c. **If applicable, briefly describe other or additional justification of variables** that may contribute to the school system’s alternate assessment participation rate in excess of 1.0 percent:

1. Classification of moderate and utilize Connector Standards; Genetics.

Two factor contribute the the students over the 1% cap. There was an influx of students who are functioning @ -2.5 standard deviations or greater in cognitive functioning to adaptive functioning. 2. Two families make up a large percent of the population & is genetics.

2. The school system verifies that all students participating in the alternate assessment meet Louisiana’s participation criteria as outlined in State Board of Elementary and Secondary Education (BESE) Bulletin 1530-Louisiana’s IEP Handbook for Students with Exceptionalities.

By submitting this form, the school system assures that the following actions are being taken to comply with the 1% participation cap threshold:

a. Review of Student Records

	Number of Reviewed Student Records	Number of Records Compliant with Eligibility Criteria	Number of Records Non-Compliant with Eligibility Criteria	Corrective Actions Taken (If Applicable)
Elementary School Students	3	3		n/a

Middle School Students	4	4		n/a
High School Students	1	1		n/a
Total Number of Files	8	8		n/a

- b. The school system assures that any disproportionality in the percentage of students in any subgroup participating in the alternate assessment will be addressed through strategic actions. (Examples: Including all stakeholders in decision-making, conducting annual reviews, addressing the unique needs of English Learners (ELs), continuing education/professional development, reviewing criteria/state guidance for the alternate assessment qualification).

Special Education Lead Administrator Signature*: <i>Barbara Moseley</i>	Date: <i>4/12/24</i>
Printed Name: Barbara Moseley	
Superintendent / Charter Lead Administrator Signature*: <i>Johnnie Adams</i>	Date: <i>4/12/24</i>
Printed Name: Johnnie Adams <i>Johnnie Adams</i>	

*Required signatures. Original signatures should be kept on file at the school system.

To submit this justification form, please sign and upload to the DM FTP by **April 12, 2024**.

Division of Diverse Learners

Alternate Assessment

Participation Review Process

School System Participation Justification

The Department is providing 2022-2023 school year alternate assessment data to school systems for review. If your school system assessed more than 1.0 percent of students using an alternate assessment in the 2022-2023 school year, we anticipated that your school system assessed more than 1.0 percent of students with an alternate assessment in the 2023-2024 school year. School systems that exceeded the 1.0 percent threshold must complete an alternate assessment justification and request a review of data and procedures related to alternate state assessments. The Every Student Succeeds Act (ESSA) requires the Department to make these justifications publicly available, provided that personally identifiable information about an individual student is not revealed.

School System Name: Northeast Claiborne Charter School

Enter the percentage of students who participated in the alternate assessment during the 2022-2023 school year. This information was disseminated to your school system via FTP on or before March 25, 2024.

LEAP Connect Participation by Subject	Participation Percentage for SY 2022-2023
ELA: LEAP Connect Participation	0 %
Math: LEAP Connect Participation	0 %
Science: LEAP Connect Participation	0 %

1. Explain why the alternate assessment participation rate of 1.0 percent was exceeded for the 2022-2023 school year. **School systems must select Not Applicable (NA) or Applicable (A) for each option below. Applicable must be chosen for at least one of the following and may be chosen for more than one of the following options:**
 - A
 - a. **If applicable, provide a brief description with supporting data** that identifies specific programs or circumstances within the school system that may contribute to higher enrollments of students identified with significant cognitive disabilities that would result in an alternate assessment participation rate in excess of 1.0 percent. (Example: The school system has schools, community

and/or health facilities that draw large numbers of students with significant cognitive disabilities.):

- A** b. **If applicable, briefly describe** how a small overall student enrollment in the school system contributes to the likelihood that even a small number of students found eligible to participate in an alternate assessment would result in a participation rate in excess of 1.0 percent. (Example: The total tested population is less than 300 and the total number of students participating in the alternate assessment is 3 or less.):

- A** c. **If applicable, briefly describe other or additional justification of variables** that may contribute to the school system’s alternate assessment participation rate in excess of 1.0 percent:

2. The school system verifies that all students participating in the alternate assessment meet Louisiana’s participation criteria as outlined in State Board of Elementary and Secondary Education (BESE) Bulletin 1530-Louisiana’s IEP Handbook for Students with Exceptionalities.

By submitting this form, the school system assures that the following actions are being taken to comply with the 1% participation cap threshold:

a. Review of Student Records

	Number of Reviewed Student Records	Number of Records Compliant with Eligibility Criteria	Number of Records Non-Compliant with Eligibility Criteria	Corrective Actions Taken (If Applicable)
Elementary School Students	18	0	18	

Middle School Students				
High School Students	6	0	6	
Total Number of Files	24	0	24	

- b. The school system assures that any disproportionality in the percentage of students in any subgroup participating in the alternate assessment will be addressed through strategic actions. (Examples: Including all stakeholders in decision-making, conducting annual reviews, addressing the unique needs of English Learners (ELs), continuing education/professional development, reviewing criteria/state guidance for the alternate assessment qualification).

Special Education Lead Administrator Signature*: <i>Taylor Mason</i>	Date: 4-3-24
Printed Name: Taylor Mason	
Superintendent / Charter Lead Administrator Signature*: <i>Stacie Cary</i>	Date: 4-3-24
Printed Name: Stacie Cary	

*Required signatures. Original signatures should be kept on file at the school system.

To submit this justification form, please sign and upload to the DM FTP by **April 12, 2024**.

Division of Diverse Learners

Alternate Assessment

Participation Review Process

School System Participation Justification

The Department is providing 2022-2023 school year alternate assessment data to school systems for review. If your school system assessed more than 1.0 percent of students using an alternate assessment in the 2022-2023 school year, we anticipated that your school system assessed more than 1.0 percent of students with an alternate assessment in the 2023-2024 school year. School systems that exceeded the 1.0 percent threshold must complete an alternate assessment justification and request a review of data and procedures related to alternate state assessments. The Every Student Succeeds Act (ESSA) requires the Department to make these justifications publicly available, provided that personally identifiable information about an individual student is not revealed.

School System Name:

Enter the percentage of students who participated in the alternate assessment during the 2022-2023 school year. This information was disseminated to your school system via FTP on or before March 25, 2024.

LEAP Connect Participation by Subject	Participation Percentage for SY 2022-2023
ELA: LEAP Connect Participation	1.5 %
Math: LEAP Connect Participation	1.5 %
Science: LEAP Connect Participation	0.9 %

1. Explain why the alternate assessment participation rate of 1.0 percent was exceeded for the 2022-2023 school year. **School systems must select Not Applicable (NA) or Applicable (A) for each option below. Applicable must be chosen for at least one of the following and may be chosen for more than one of the following options:**

- A a. **If applicable, provide a brief description with supporting data** that identifies specific programs or circumstances within the school system that may contribute to higher enrollments of students identified with significant cognitive disabilities that would result in an alternate assessment participation rate in excess of 1.0 percent. (Example: The school system has schools, community

and/or health facilities that draw large numbers of students with significant cognitive disabilities.):

West Feliciana Parish Schools have a history of high performance both in academics and serving those students with significant disabilities. We find that families move to our district for the services we provide, including services for our 3-year-olds with disabilities, Early Head Start/Head Start, as well as our Universal PreK. We also have students from neighboring districts who are enrolled by being grandfathered in from School Choice, or those who move in with relatives to be able to receive services. We are continuing to find that more students with significant disabilities are moving to our district for the services we provide.

- A b. **If applicable, briefly describe** how a small overall student enrollment in the school system contributes to the likelihood that even a small number of students found eligible to participate in an alternate assessment would result in a participation rate in excess of 1.0 percent. (Example: The total tested population is less than 300 and the total number of students participating in the alternate assessment is 3 or less.):

N/A

- A c. **If applicable, briefly describe other or additional justification of variables** that may contribute to the school system’s alternate assessment participation rate in excess of 1.0 percent:

We are a rural district with only 4 schools. Many families that reside here have lived here for many generations. Many of these families do not have the resources to move away and choose to stay because they trust the school system and the community in which they live. Some of those families continue a legacy of receipt of special education services throughout generations. Our Pupil Appraisal staff will continue to be involved in the process of making eligibility determinations with the IEP team to ensure criteria are met.

2. The school system verifies that all students participating in the alternate assessment meet Louisiana’s participation criteria as outlined in State Board of Elementary and Secondary Education (BESE) Bulletin 1530-Louisiana’s IEP Handbook for Students with Exceptionalities.

By submitting this form, the school system assures that the following actions are being taken to comply with the 1% participation cap threshold:

- a. Review of Student Records

	Number of Reviewed Student Records	Number of Records Compliant with Eligibility Criteria	Number of Records Non-Compliant with Eligibility Criteria	Corrective Actions Taken (If Applicable)
Elementary School Students	1	1	0	N/A

Middle School Students	13	13	0	N/A
High School Students	2	2	0	N/A
Total Number of Files	16	16	0	N/A

- b. The school system assures that any disproportionality in the percentage of students in any subgroup participating in the alternate assessment will be addressed through strategic actions. (Examples: Including all stakeholders in decision-making, conducting annual reviews, addressing the unique needs of English Learners (ELs), continuing education/professional development, reviewing criteria/state guidance for the alternate assessment qualification).

Special Education Lead Administrator Signature*:	Date:
Printed Name: Rebecca B. Johnson, Supervisor of Special Education	
Superintendent / Charter Lead Administrator Signature*:	Date:
Printed Name: Hollis Milton, Superintendent of Schools	

*Required signatures. Original signatures should be kept on file at the school system.

To submit this justification form, please sign and upload to the DM FTP by **April 12, 2024**.

Division of Diverse Learners

Alternate Assessment

Participation Review Process

School System Participation Justification

The Department is providing 2022-2023 school year alternate assessment data to school systems for review. If your school system assessed more than 1.0 percent of students using an alternate assessment in the 2022-2023 school year, we anticipated that your school system assessed more than 1.0 percent of students with an alternate assessment in the 2023-2024 school year. School systems that exceeded the 1.0 percent threshold must complete an alternate assessment justification and request a review of data and procedures related to alternate state assessments. The Every Student Succeeds Act (ESSA) requires the Department to make these justifications publicly available, provided that personally identifiable information about an individual student is not revealed.

School System Name: Zachary Community Schools

Enter the percentage of students who participated in the alternate assessment during the 2022-2023 school year. This information was disseminated to your school system via FTP on or before March 25, 2024.

LEAP Connect Participation by Subject	Participation Percentage for SY 2022-2023
ELA: LEAP Connect Participation	100(1.5) %
Math: LEAP Connect Participation	100(1.5) %
Science: LEAP Connect Participation	100(.7) %

1. Explain why the alternate assessment participation rate of 1.0 percent was exceeded for the 2022-2023 school year. **School systems must select Not Applicable (NA) or Applicable (A) for each option below. Applicable must be chosen for at least one of the following and may be chosen for more than one of the following options:**

A

- a. **If applicable, provide a brief description with supporting data** that identifies specific programs or circumstances within the school system that may contribute to higher enrollments of students identified with significant cognitive disabilities that would result in an alternate assessment participation rate in excess of 1.0 percent. (Example: The school system has schools, community

and/or health facilities that draw large numbers of students with significant cognitive disabilities.):

- A b. **If applicable, briefly describe** how a small overall student enrollment in the school system contributes to the likelihood that even a small number of students found eligible to participate in an alternate assessment would result in a participation rate in excess of 1.0 percent. (Example: The total tested population is less than 300 and the total number of students participating in the alternate assessment is 3 or less.):

- A c. **If applicable, briefly describe other or additional justification of variables** that may contribute to the school system’s alternate assessment participation rate in excess of 1.0 percent:

There was a slight increase in the number of students from 6th grade up who now met the c

2. The school system verifies that all students participating in the alternate assessment meet Louisiana’s participation criteria as outlined in State Board of Elementary and Secondary Education (BESE) Bulletin 1530-Louisiana’s IEP Handbook for Students with Exceptionalities. +

By submitting this form, the school system assures that the following actions are being taken to comply with the 1% participation cap threshold:

- a. Review of Student Records

	Number of Reviewed Student Records	Number of Records Compliant with Eligibility Criteria	Number of Records Non-Compliant with Eligibility Criteria	Corrective Actions Taken (If Applicable)
Elementary School Students	5	5	0	NA

Middle School Students	23	23	0	NA
High School Students	17	17	0	NA
Total Number of Files	45	45	0	NA

- b. The school system assures that any disproportionality in the percentage of students in any subgroup participating in the alternate assessment will be addressed through strategic actions. (Examples: Including all stakeholders in decision-making, conducting annual reviews, addressing the unique needs of English Learners (ELs), continuing education/professional development, reviewing criteria/state guidance for the alternate assessment qualification).

Special Education Lead Administrator Signature*: 	Date: 4/12/2024
Printed Name: Aeneid H Mason	
Superintendent / Charter Lead Administrator Signature*: 	Date: 4/12/2024
Printed Name: Ben Necaie	

*Required signatures. Original signatures should be kept on file at the school system.

To submit this justification form, please sign and upload to the DM FTP by **April 12, 2024**.

Division of Diverse Learners

Alternate Assessment

Participation Review Process

School System Participation Justification

The Department is providing 2022-2023 school year alternate assessment data to school systems for review. If your school system assessed more than 1.0 percent of students using an alternate assessment in the 2022-2023 school year, we anticipated that your school system assessed more than 1.0 percent of students with an alternate assessment in the 2023-2024 school year. School systems that exceeded the 1.0 percent threshold must complete an alternate assessment justification and request a review of data and procedures related to alternate state assessments. The Every Student Succeeds Act (ESSA) requires the Department to make these justifications publicly available, provided that personally identifiable information about an individual student is not revealed.

School System Name: YACS @ Lawrence D. Crocker

Enter the percentage of students who participated in the alternate assessment during the 2022-2023 school year. This information was disseminated to your school system via FTP on or before March 25, 2024.

LEAP Connect Participation by Subject	Participation Percentage for SY 2022-2023
ELA: LEAP Connect Participation	2.1 %
Math: LEAP Connect Participation	2.1 %
Science: LEAP Connect Participation	1.4 %

1. Explain why the alternate assessment participation rate of 1.0 percent was exceeded for the 2022-2023 school year. **School systems must select Not Applicable (NA) or Applicable (A) for each option below. Applicable must be chosen for at least one of the following and may be chosen for more than one of the following options:**
 - a. **If applicable, provide a brief description with supporting data** that identifies specific programs or circumstances within the school system that may contribute to higher enrollments of students identified with significant cognitive disabilities that would result in an alternate assessment participation rate in excess of 1.0 percent. (Example: The school system has schools, community

NA

and/or health facilities that draw large numbers of students with significant cognitive disabilities.):

- A**
- b. **If applicable, briefly describe** how a small overall student enrollment in the school system contributes to the likelihood that even a small number of students found eligible to participate in an alternate assessment would result in a participation rate in excess of 1.0 percent. (Example: The total tested population is less than 300 and the total number of students participating in the alternate assessment is 3 or less.):

In the 2022-2023 school year, the total tested population was less than 300 students. The total number of students who participated in the alternative assessment was 6.

- NA**
- c. **If applicable, briefly describe other or additional justification of variables** that may contribute to the school system's alternate assessment participation rate in excess of 1.0 percent:

2. The school system verifies that all students participating in the alternate assessment meet Louisiana's participation criteria as outlined in State Board of Elementary and Secondary Education (BESE) Bulletin 1530-Louisiana's IEP Handbook for Students with Exceptionalities.

By submitting this form, the school system assures that the following actions are being taken to comply with the 1% participation cap threshold:

- a. Review of Student Records

	Number of Reviewed Student Records	Number of Records Compliant with Eligibility Criteria	Number of Records Non-Compliant with Eligibility Criteria	Corrective Actions Taken (If Applicable)
Elementary School Students	3	3	0	

Middle School Students	1	1	0	
High School Students	N/A	N/A	N/A	
Total Number of Files	4	4	0	

- b. The school system assures that any disproportionality in the percentage of students in any subgroup participating in the alternate assessment will be addressed through strategic actions. (Examples: Including all stakeholders in decision-making, conducting annual reviews, addressing the unique needs of English Learners (ELs), continuing education/professional development, reviewing criteria/state guidance for the alternate assessment qualification).

Special Education Lead Administrator Signature*: 	Date: 04/11/2024
Printed Name: Emily Bruner	
Superintendent / Charter Lead Administrator Signature*: 	Date: 04/11/2024
Printed Name: Rickie Nutik	

*Required signatures. Original signatures should be kept on file at the school system.

To submit this justification form, please sign and upload to the DM FTP by **April 12, 2024**.

Division of Diverse Learners

Alternate Assessment

Participation Review Process

School System Participation Justification

The Department is providing 2022-2023 school year alternate assessment data to school systems for review. If your school system assessed more than 1.0 percent of students using an alternate assessment in the 2022-2023 school year, we anticipated that your school system assessed more than 1.0 percent of students with an alternate assessment in the 2023-2024 school year. School systems that exceeded the 1.0 percent threshold must complete an alternate assessment justification and request a review of data and procedures related to alternate state assessments. The Every Student Succeeds Act (ESSA) requires the Department to make these justifications publicly available, provided that personally identifiable information about an individual student is not revealed.

School System Name:

Enter the percentage of students who participated in the alternate assessment during the 2022-2023 school year. This information was disseminated to your school system via FTP on or before March 25, 2024.

LEAP Connect Participation by Subject	Participation Percentage for SY 2022-2023
ELA: LEAP Connect Participation	1.4 %
Math: LEAP Connect Participation	1.4 %
Science: LEAP Connect Participation	0.8 %

1. Explain why the alternate assessment participation rate of 1.0 percent was exceeded for the 2022-2023 school year. **School systems must select Not Applicable (NA) or Applicable (A) for each option below. Applicable must be chosen for at least one of the following and may be chosen for more than one of the following options:**

NA

- a. If applicable, provide a brief description with supporting data that identifies specific programs or circumstances within the school system that may contribute to higher enrollments of students identified with significant cognitive disabilities that would result in an alternate assessment participation rate in excess of 1.0 percent. (Example: The school system has schools, community

and/or health facilities that draw large numbers of students with significant cognitive disabilities.):

- A b. **If applicable, briefly describe** how a small overall student enrollment in the school system contributes to the likelihood that even a small number of students found eligible to participate in an alternate assessment would result in a participation rate in excess of 1.0 percent. (Example: The total tested population is less than 300 and the total number of students participating in the alternate assessment is 3 or less.):

CCSS is a small district with 5 schools with 4792 students. Only 34 qualified for LEAP Contr

- NA c. **If applicable, briefly describe other or additional justification of variables** that may contribute to the school system’s alternate assessment participation rate in excess of 1.0 percent:

2. The school system verifies that all students participating in the alternate assessment meet Louisiana’s participation criteria as outlined in State Board of Elementary and Secondary Education (BESE) Bulletin 1530-Louisiana’s IEP Handbook for Students with Exceptionalities.



By submitting this form, the school system assures that the following actions are being taken to comply with the 1% participation cap threshold:

a. Review of Student Records

	Number of Reviewed Student Records	Number of Records Compliant with Eligibility Criteria	Number of Records Non-Compliant with Eligibility Criteria	Corrective Actions Taken (If Applicable)
Elementary School Students	2	2	0	NA

Middle School Students	2	2	0	NA
High School Students	2	2	0	NA
Total Number of Files	6	6	0	NA

- b. The school system assures that any disproportionality in the percentage of students in any subgroup participating in the alternate assessment will be addressed through strategic actions. (Examples: Including all stakeholders in decision-making, conducting annual reviews, addressing the unique needs of English Learners (ELs), continuing education/professional development, reviewing criteria/state guidance for the alternate assessment qualification).

Special Education Lead Administrator Signature*: 	Date: 4/9/2024
Printed Name: Kristine Hargrave	
Superintendent / Charter Lead Administrator Signature*: 	Date: 4/9/2024
Printed Name: Dr. Jason Fountain	

*Required signatures. Original signatures should be kept on file at the school system.

To submit this justification form, please sign and upload to the DM FTP by **April 12, 2024**.

Division of Diverse Learners

Alternate Assessment

Participation Review Process

School System Participation Justification

The Department is providing 2022-2023 school year alternate assessment data to school systems for review. If your school system assessed more than 1.0 percent of students using an alternate assessment in the 2022-2023 school year, we anticipated that your school system assessed more than 1.0 percent of students with an alternate assessment in the 2023-2024 school year. School systems that exceeded the 1.0 percent threshold must complete an alternate assessment justification and request a review of data and procedures related to alternate state assessments. The Every Student Succeeds Act (ESSA) requires the Department to make these justifications publicly available, provided that personally identifiable information about an individual student is not revealed.

School System Name: East Baton Rouge Parish School System

Enter the percentage of students who participated in the alternate assessment during the 2022-2023 school year. This information was disseminated to your school system via FTP on or before March 25, 2024.

LEAP Connect Participation by Subject	Participation Percentage for SY 2022-2023	
ELA: LEAP Connect Participation	2.1	%
Math: LEAP Connect Participation	2.1	%
Science: LEAP Connect Participation	.9	%

1. Explain why the alternate assessment participation rate of 1.0 percent was exceeded for the 2022-2023 school year. **School systems must select Not Applicable (NA) or Applicable (A) for each option below. Applicable must be chosen for at least one of the following and may be chosen for more than one of the following options:**

- A a. **If applicable, provide a brief description with supporting data** that identifies specific programs or circumstances within the school system that may contribute to higher enrollments of students identified with significant cognitive disabilities that would result in an alternate assessment participation rate in excess of 1.0 percent. (Example: The school system has schools, community

and/or health facilities that draw large numbers of students with significant cognitive disabilities.):

The school system has schools, programs, headstart centers, and health facilities that attract *large numbers of students with SCDS.*

- A b. **If applicable, briefly describe** how a small overall student enrollment in the school system contributes to the likelihood that even a small number of students found eligible to participate in an alternate assessment would result in a participation rate in excess of 1.0 percent. (Example: The total tested population is less than 300 and the total number of students participating in the alternate assessment is 3 or less.):

N/A

- A c. **If applicable, briefly describe other or additional justification of variables** that may contribute to the school system's alternate assessment participation rate in excess of 1.0 percent:

N/A

2. The school system verifies that all students participating in the alternate assessment meet Louisiana's participation criteria as outlined in State Board of Elementary and Secondary Education (BESE) Bulletin 1530-Louisiana's IEP Handbook for Students with Exceptionalities.



By submitting this form, the school system assures that the following actions are being taken to comply with the 1% participation cap threshold:

- a. Review of Student Records

	Number of Reviewed Student Records	Number of Records Compliant with Eligibility Criteria	Number of Records Non-Compliant with Eligibility Criteria	Corrective Actions Taken (If Applicable)
Elementary School Students	147	146	1	Retraining of the LEAP Connect Criteria

Middle School Students	165	163	2	Retraining of the LEAP Connect Criteria
High School Students	227	225	2	Retraining of the LEAP Connect Criteria
Total Number of Files	539	534	5	

- b. The school system assures that any disproportionality in the percentage of students in any subgroup participating in the alternate assessment will be addressed through strategic actions. (Examples: Including all stakeholders in decision-making, conducting annual reviews, addressing the unique needs of English Learners (ELs), continuing education/professional development, reviewing criteria/state guidance for the alternate assessment qualification).

Special Education Lead Administrator Signature*: 	Date: April 12, 2024
Printed Name: Janet Armelin Harris, PhD., NCED	
Superintendent / Charter Lead Administrator Signature*: 	Date: April 12, 2024
Printed Name: Adam Smith, Interim Superintendent	

*Required signatures. Original signatures should be kept on file at the school system.

To submit this justification form, please sign and upload to the DM FTP by **April 12, 2024**.

Division of Diverse Learners

Alternate Assessment

Participation Review Process

School System Participation Justification

The Department is providing 2022-2023 school year alternate assessment data to school systems for review. If your school system assessed more than 1.0 percent of students using an alternate assessment in the 2022-2023 school year, we anticipated that your school system assessed more than 1.0 percent of students with an alternate assessment in the 2023-2024 school year. School systems that exceeded the 1.0 percent threshold must complete an alternate assessment justification and request a review of data and procedures related to alternate state assessments. The Every Student Succeeds Act (ESSA) requires the Department to make these justifications publicly available, provided that personally identifiable information about an individual student is not revealed.

School System Name: Bogalusa City Schools

Enter the percentage of students who participated in the alternate assessment during the 2022-2023 school year. This information was disseminated to your school system via FTP on or before March 25, 2024.

LEAP Connect Participation by Subject	Participation Percentage for SY 2022-2023	
ELA: LEAP Connect Participation	3.1	%
Math: LEAP Connect Participation	3.1	%
Science: LEAP Connect Participation	1.6	%

1. Explain why the alternate assessment participation rate of 1.0 percent was exceeded for the 2022-2023 school year. **School systems must select Not Applicable (NA) or Applicable (A) for each option below. Applicable must be chosen for at least one of the following and may be chosen for more than one of the following options:**
 - a. **If applicable, provide a brief description with supporting data** that identifies specific programs or circumstances within the school system that may contribute to higher enrollments of students identified with significant cognitive disabilities that would result in an alternate assessment participation rate in excess of 1.0 percent. (Example: The school system has schools, community

and/or health facilities that draw large numbers of students with significant cognitive disabilities.):

Students with Significant Cognitive Disabilities have higher rates of additional medical and psychological needs that require additional services in the community. In addition to the local hospital, Bogalusa has a number of speciality clinics, more pediatric services, and mental health services available compared to the surrounding towns in Washington Parish.

- b. **If applicable, briefly describe** how a small overall student enrollment in the school system contributes to the likelihood that even a small number of students found eligible to participate in an alternate assessment would result in a participation rate in excess of 1.0 percent. (Example: The total tested population is less than 300 and the total number of students participating in the alternate assessment is 3 or less.):

For a community the size of Bogalusa to have in excess of 1% taking Alternate Assessment it should be noted there are more opportunities for medical access and public transportation.

- c. **If applicable, briefly describe other or additional justification of variables** that may contribute to the school system’s alternate assessment participation rate in excess of 1.0 percent:

Compared to the surrounding parish, Bogalusa has more available affordable rental housing and public housing.

- 2. The school system verifies that all students participating in the alternate assessment meet Louisiana’s participation criteria as outlined in State Board of Elementary and Secondary Education (BESE) Bulletin 1530-Louisiana’s IEP Handbook for Students with Exceptionalities.



By submitting this form, the school system assures that the following actions are being taken to comply with the 1% participation cap threshold:

- a. Review of Student Records

	Number of Reviewed Student Records	Number of Records Compliant with Eligibility Criteria	Number of Records Non-Compliant with Eligibility Criteria	Corrective Actions Taken (If Applicable)
Elementary School Students	8	8	0	N/A

Middle School Students	11	11	0	N/A
High School Students	16	16	0	N/A
Total Number of Files	35	35	0	N/A

- b. The school system assures that any disproportionality in the percentage of students in any subgroup participating in the alternate assessment will be addressed through strategic actions. (Examples: Including all stakeholders in decision-making, conducting annual reviews, addressing the unique needs of English Learners (ELs), continuing education/professional development, reviewing criteria/state guidance for the alternate assessment qualification).

Special Education Lead Administrator Signature*: 	Date: 4/11/24
Printed Name: Deondra Robertson-Warner	
Superintendent / Charter Lead Administrator Signature*: 	Date: 4.11.24
Printed Name: Dr. Byron C. Hurst	

*Required signatures. Original signatures should be kept on file at the school system.

To submit this justification form, please sign and upload to the DM FTP by **April 12, 2024**.

Division of Diverse Learners

Alternate Assessment

Participation Review Process

School System Participation Justification

The Department is providing 2022-2023 school year alternate assessment data to school systems for review. If your school system assessed more than 1.0 percent of students using an alternate assessment in the 2022-2023 school year, we anticipated that your school system assessed more than 1.0 percent of students with an alternate assessment in the 2023-2024 school year. School systems that exceeded the 1.0 percent threshold must complete an alternate assessment justification and request a review of data and procedures related to alternate state assessments. The Every Student Succeeds Act (ESSA) requires the Department to make these justifications publicly available, provided that personally identifiable information about an individual student is not revealed.

School System Name: Bogalusa City Schools

Enter the percentage of students who participated in the alternate assessment during the 2022-2023 school year. This information was disseminated to your school system via FTP on or before March 25, 2024.

LEAP Connect Participation by Subject	Participation Percentage for SY 2022-2023	
ELA: LEAP Connect Participation	3.1	%
Math: LEAP Connect Participation	3.1	%
Science: LEAP Connect Participation	1.6	%

1. Explain why the alternate assessment participation rate of 1.0 percent was exceeded for the 2022-2023 school year. **School systems must select Not Applicable (NA) or Applicable (A) for each option below. Applicable must be chosen for at least one of the following and may be chosen for more than one of the following options:**
 - a. **If applicable, provide a brief description with supporting data** that identifies specific programs or circumstances within the school system that may contribute to higher enrollments of students identified with significant cognitive disabilities that would result in an alternate assessment participation rate in excess of 1.0 percent. (Example: The school system has schools, community

and/or health facilities that draw large numbers of students with significant cognitive disabilities.):

Students with Significant Cognitive Disabilities have higher rates of additional medical and psychological needs that require additional services in the community. In addition to the local hospital, Bogalusa has a number of speciality clinics, more pediatric services, and mental health services available compared to the surrounding towns in Washington Parish.

- b. **If applicable, briefly describe** how a small overall student enrollment in the school system contributes to the likelihood that even a small number of students found eligible to participate in an alternate assessment would result in a participation rate in excess of 1.0 percent. (Example: The total tested population is less than 300 and the total number of students participating in the alternate assessment is 3 or less.):

For a community the size of Bogalusa to have in excess of 1% taking Alternate Assessment it should be noted there are more opportunities for medical access and public transportation.

- c. **If applicable, briefly describe other or additional justification of variables** that may contribute to the school system’s alternate assessment participation rate in excess of 1.0 percent:

Compared to the surrounding parish, Bogalusa has more available affordable rental housing and public housing.

- 2. The school system verifies that all students participating in the alternate assessment meet Louisiana’s participation criteria as outlined in State Board of Elementary and Secondary Education (BESE) Bulletin 1530-Louisiana’s IEP Handbook for Students with Exceptionalities.



By submitting this form, the school system assures that the following actions are being taken to comply with the 1% participation cap threshold:

- a. Review of Student Records

	Number of Reviewed Student Records	Number of Records Compliant with Eligibility Criteria	Number of Records Non-Compliant with Eligibility Criteria	Corrective Actions Taken (If Applicable)
Elementary School Students	8	8	0	N/A

Middle School Students	11	11	0	N/A
High School Students	16	16	0	N/A
Total Number of Files	35	35	0	N/A

- b. The school system assures that any disproportionality in the percentage of students in any subgroup participating in the alternate assessment will be addressed through strategic actions. (Examples: Including all stakeholders in decision-making, conducting annual reviews, addressing the unique needs of English Learners (ELs), continuing education/professional development, reviewing criteria/state guidance for the alternate assessment qualification).

Special Education Lead Administrator Signature*: 	Date: 4/11/24
Printed Name: Deondra Robertson-Warner	
Superintendent / Charter Lead Administrator Signature*: 	Date: 4.11.24
Printed Name: Dr. Byron C. Hurst	

*Required signatures. Original signatures should be kept on file at the school system.

To submit this justification form, please sign and upload to the DM FTP by **April 12, 2024**.

Division of Diverse Learners

Alternate Assessment

Participation Review Process

School System Participation Justification

The Department is providing 2022-2023 school year alternate assessment data to school systems for review. If your school system assessed more than 1.0 percent of students using an alternate assessment in the 2022-2023 school year, we anticipated that your school system assessed more than 1.0 percent of students with an alternate assessment in the 2023-2024 school year. School systems that exceeded the 1.0 percent threshold must complete an alternate assessment justification and request a review of data and procedures related to alternate state assessments. The Every Student Succeeds Act (ESSA) requires the Department to make these justifications publicly available, provided that personally identifiable information about an individual student is not revealed.

School System Name: Edna Karr Charter School

Enter the percentage of students who participated in the alternate assessment during the 2022-2023 school year. This information was disseminated to your school system via FTP on or before March 25, 2024.

LEAP Connect Participation by Subject	Participation Percentage for SY 2022-2023
ELA: LEAP Connect Participation	1.2 %
Math: LEAP Connect Participation	1.1 %
Science: LEAP Connect Participation	<1 %

1. Explain why the alternate assessment participation rate of 1.0 percent was exceeded for the 2022-2023 school year. School systems must select Not Applicable (NA) or Applicable (A) for each option below. Applicable must be chosen for at least one of the following and may be chosen for more than one of the following options:
 - a. If applicable, provide a brief description with supporting data that identifies specific programs or circumstances within the school system that may contribute to higher enrollments of students identified with

significant cognitive disabilities that would result in an alternate assessment participation rate in excess of 1.0 percent. (Example: The school system has schools, community and/or health facilities that draw large numbers of students with significant cognitive disabilities.):

Edna Karr has a large population of scholars diagnosed with moderate to severe disability. With the One App process, scholars are assigned to Edna Karr. Enrollment has increased due to quality services, strong retention rate of special ed teachers and parent satisfaction.

- b. If applicable, briefly describe how a small overall student enrollment in the school system contributes to the likelihood that even a small number of students found eligible to participate in an alternate assessment would result in a participation rate in excess of 1.0 percent. (Example: The total tested population is less than 300 and the total number of students participating in the alternate assessment is 3 or less.):

The total tested population for ELA LEAP testers is less than 300 and total number of scholars participating in alternate assessments is 3.

- c. If applicable, briefly describe other or additional justification of variables that may contribute to the school system’s alternate assessment participation rate in excess of 1.0 percent:

83% of scholars who took 2023 LEAP at Karr are Black or African American.

- 2. The school system verifies that all students participating in the alternate assessment meet Louisiana’s participation criteria as outlined in State Board of Elementary and Secondary Education (BESE) Bulletin 1530- Louisiana’s IEP Handbook for Students with Exceptionalities.

By submitting this form, the school system assures that the following actions are being taken to comply with the 1% participation cap threshold:

a. Review of Student Records

	Number of Reviewed Student Records	Number of Records Compliant with Eligibility Criteria	Number of Records Non-Compliant with Eligibility Criteria	Corrective Actions Taken (If Applicable)

Elementary School Students	0	0	0	Non-applicable
----------------------------	---	---	---	----------------

Middle School Students	0	0	0	Non - applicable
High School Students	4	4	0	Non - applicable
Total Number of Files	4	4	0	Non - applicable

- b. The school system assures that any disproportionality in the percentage of students in any subgroup participating in the alternate assessment will be addressed through strategic actions. (Examples: Including all stakeholders in decision-making, conducting annual reviews, addressing the unique needs of English Learners (ELs), continuing education/professional development, reviewing criteria/state guidance for the alternate assessment qualification).

Special Education Lead Administrator Signature*: 	Date: 04/12/24
Printed Name: Dianne Lewis	
Superintendent / Charter Lead Administrator Signature*: 	Date: 04.12.24
Printed Name: Jamar McKneely	

*Required signatures. Original signatures should be kept on file at the school system.

To submit this justification form, please sign and upload to the DM FTP by April 12, 2024.

Division of Diverse Learners

Alternate Assessment

Participation Review Process

School System Participation Justification

The Department is providing 2022-2023 school year alternate assessment data to school systems for review. If your school system assessed more than 1.0 percent of students using an alternate assessment in the 2022-2023 school year, we anticipated that your school system assessed more than 1.0 percent of students with an alternate assessment in the 2023-2024 school year. School systems that exceeded the 1.0 percent threshold must complete an alternate assessment justification and request a review of data and procedures related to alternate state assessments. The Every Student Succeeds Act (ESSA) requires the Department to make these justifications publicly available, provided that personally identifiable information about an individual student is not revealed.

School System Name: Evangeline Parish

Enter the percentage of students who participated in the alternate assessment during the 2022-2023 school year. This information was disseminated to your school system via FTP on or before March 25, 2024.

LEAP Connect Participation by Subject	Participation Percentage for SY 2022-2023
ELA: LEAP Connect Participation	3.1 %
Math: LEAP Connect Participation	3.1 %
Science: LEAP Connect Participation	1.7 %

1. Explain why the alternate assessment participation rate of 1.0 percent was exceeded for the 2022-2023 school year. **School systems must select Not Applicable (NA) or Applicable (A) for each option below. Applicable must be chosen for at least one of the following and may be chosen for more than one of the following options:**

- A
 - a. **If applicable, provide a brief description with supporting data** that identifies specific programs or circumstances within the school system that may contribute to higher enrollments of students identified with significant cognitive disabilities that would result in an alternate assessment participation rate in excess of 1.0 percent. (Example: The school system has schools, community

and/or health facilities that draw large numbers of students with significant cognitive disabilities.):

- A b. **If applicable, briefly describe** how a small overall student enrollment in the school system contributes to the likelihood that even a small number of students found eligible to participate in an alternate assessment would result in a participation rate in excess of 1.0 percent. (Example: The total tested population is less than 300 and the total number of students participating in the alternate assessment is 3 or less.):

- A c. **If applicable, briefly describe other or additional justification of variables** that may contribute to the school system’s alternate assessment participation rate in excess of 1.0 percent:

2. The school system verifies that all students participating in the alternate assessment meet Louisiana’s participation criteria as outlined in State Board of Elementary and Secondary Education (BESE) Bulletin 1530-Louisiana’s IEP Handbook for Students with Exceptionalities.



By submitting this form, the school system assures that the following actions are being taken to comply with the 1% participation cap threshold:

- a. Review of Student Records

	Number of Reviewed Student Records	Number of Records Compliant with Eligibility Criteria	Number of Records Non-Compliant with Eligibility Criteria	Corrective Actions Taken (If Applicable)
Elementary School Students	5	5	0	N/A

Middle School Students	5	5	0	N/A
High School Students	5	5	0	N/A
Total Number of Files	15	15	0	N/A

- b. The school system assures that any disproportionality in the percentage of students in any subgroup participating in the alternate assessment will be addressed through strategic actions. (Examples: Including all stakeholders in decision-making, conducting annual reviews, addressing the unique needs of English Learners (ELs), continuing education/professional development, reviewing criteria/state guidance for the alternate assessment qualification).

Special Education Lead Administrator Signature*: 	Date: 3/28/2024
Printed Name: Kelli Lafleur	
Superintendent / Charter Lead Administrator Signature*: 	Date: 4-9-2024
Printed Name: Darwan Lazard	

*Required signatures. Original signatures should be kept on file at the school system.

To submit this justification form, please sign and upload to the DM FTP by **April 12, 2024**.

Division of Diverse Learners

Alternate Assessment

Participation Review Process

School System Participation Justification

The Department is providing 2022-2023 school year alternate assessment data to school systems for review. If your school system assessed more than 1.0 percent of students using an alternate assessment in the 2022-2023 school year, we anticipated that your school system assessed more than 1.0 percent of students with an alternate assessment in the 2023-2024 school year. School systems that exceeded the 1.0 percent threshold must complete an alternate assessment justification and request a review of data and procedures related to alternate state assessments. The Every Student Succeeds Act (ESSA) requires the Department to make these justifications publicly available, provided that personally identifiable information about an individual student is not revealed.

School System Name:

Enter the percentage of students who participated in the alternate assessment during the 2022-2023 school year. This information was disseminated to your school system via FTP on or before March 25, 2024.

LEAP Connect Participation by Subject	Participation Percentage for SY 2022-2023
ELA: LEAP Connect Participation	1.7 %
Math: LEAP Connect Participation	1.7 %
Science: LEAP Connect Participation	0.9%

1. Explain why the alternate assessment participation rate of 1.0 percent was exceeded for the 2022-2023 school year. **School systems must select Not Applicable (NA) or Applicable (A) for each option below. Applicable must be chosen for at least one of the following and may be chosen for more than one of the following options:**

- NA
- a. **If applicable, provide a brief description with supporting data** that identifies specific programs or circumstances within the school system that may contribute to higher enrollments of students identified with significant cognitive disabilities that would result in an alternate assessment participation rate in excess of 1.0 percent. (Example: The school system has schools, community

and/or health facilities that draw large numbers of students with significant cognitive disabilities.):

- NA b. **If applicable, briefly describe** how a small overall student enrollment in the school system contributes to the likelihood that even a small number of students found eligible to participate in an alternate assessment would result in a participation rate in excess of 1.0 percent. (Example: The total tested population is less than 300 and the total number of students participating in the alternate assessment is 3 or less.):

Caldwell Parish has a total number of testers of 760 students with only 13 students qualifying for Alternate Assessment. 13 testers is a very small number but the percentage is higher due to the smaller number of

- NA c. **If applicable, briefly describe other or additional justification of variables** that may contribute to the school system's alternate assessment participation rate in excess of 1.0 percent:

2. The school system verifies that all students participating in the alternate assessment meet Louisiana's participation criteria as outlined in State Board of Elementary and Secondary Education (BESE) Bulletin 1530-Louisiana's IEP Handbook for Students with Exceptionalities.



By submitting this form, the school system assures that the following actions are being taken to comply with the 1% participation cap threshold:

- a. Review of Student Records

	Number of Reviewed Student Records	Number of Records Compliant with Eligibility Criteria	Number of Records Non-Compliant with Eligibility Criteria	Corrective Actions Taken (If Applicable)
Elementary School Students	2	2	0	0

Middle School Students	8	8	0	0
High School Students	3	3	0	0
Total Number of Files	13	13	0	0

- b. The school system assures that any disproportionality in the percentage of students in any subgroup participating in the alternate assessment will be addressed through strategic actions. (Examples: Including all stakeholders in decision-making, conducting annual reviews, addressing the unique needs of English Learners (ELs), continuing education/professional development, reviewing criteria/state guidance for the alternate assessment qualification).

Special Education Lead Administrator Signature*:		Date:	4/12/24
Printed Name:	Rebekah Meredith		
Superintendent / Charter Lead Administrator Signature*:		Date:	4/12/24
Printed Name:	Nicki McCann		

*Required signatures. Original signatures should be kept on file at the school system.

To submit this justification form, please sign and upload to the DM FTP by **April 12, 2024**.

Division of Diverse Learners

Alternate Assessment

Participation Review Process

School System Participation Justification

The Department is providing 2022-2023 school year alternate assessment data to school systems for review. If your school system assessed more than 1.0 percent of students using an alternate assessment in the 2022-2023 school year, we anticipated that your school system assessed more than 1.0 percent of students with an alternate assessment in the 2023-2024 school year. School systems that exceeded the 1.0 percent threshold must complete an alternate assessment justification and request a review of data and procedures related to alternate state assessments. The Every Student Succeeds Act (ESSA) requires the Department to make these justifications publicly available, provided that personally identifiable information about an individual student is not revealed.

School System Name: Ascension Public Schools

Enter the percentage of students who participated in the alternate assessment during the 2022-2023 school year. This information was disseminated to your school system via FTP on or before March 25, 2024.

LEAP Connect Participation by Subject	Participation Percentage for SY 2022-2023	
ELA: LEAP Connect Participation	1.3	%
Math: LEAP Connect Participation	1.3	%
Science: LEAP Connect Participation	0.6	%

1. Explain why the alternate assessment participation rate of 1.0 percent was exceeded for the 2022-2023 school year. **School systems must select Not Applicable (NA) or Applicable (A) for each option below. Applicable must be chosen for at least one of the following and may be chosen for more than one of the following options:**

- a. **If applicable, provide a brief description with supporting data** that identifies specific programs or circumstances within the school system that may contribute to higher enrollments of students identified with significant cognitive disabilities that would result in an alternate assessment participation rate in excess of 1.0 percent. (Example: The school system has schools, community

and/or health facilities that draw large numbers of students with significant cognitive disabilities.):

- b. **If applicable, briefly describe** how a small overall student enrollment in the school system contributes to the likelihood that even a small number of students found eligible to participate in an alternate assessment would result in a participation rate in excess of 1.0 percent. (Example: The total tested population is less than 300 and the total number of students participating in the alternate assessment is 3 or less.):

- c. **If applicable, briefly describe other or additional justification of variables** that may contribute to the school system's alternate assessment participation rate in excess of 1.0 percent:

Ascension Parish is the fastest growing parish in the state of Louisiana. We are home to a high number of ABA clinics and facilities. Our students with disabilities population is increasing at 2.5 times the rate of our general ed population. A significant portion of these students are coming with significant cognitive disabilities. We are only .3% above the threshold. All student data (cognitive scores & other available data) are reviewed by team prior to IEP team decision to alternately assess. All students tested are re-confirmed to meet criteria for alternate assessment as a result of this review process.

APPLICABLE:

Ascension Parish is the fastest growing parish in the state of Louisiana. The number of students with disabilities in Ascension is increasing at two and a half times the rate of general education students. A significant portion of the students with disabilities moving into our parish have significant cognitive disabilities. We are currently only .3% above the 1% cap in ELA and Mathematics. All student data (including cognitive scores and other available data) are reviewed by a team (Director of Special Education, Coordinator for SWSCD and Pupil Appraisal Coordinator) prior to IEP team decision to alternately assess student. All students who were alternately assessed in 2022-23 were reviewed and re-confirmed to meet criteria for alternate assessment.

2. The school system verifies that all students participating in the alternate assessment meet Louisiana's participation criteria as outlined in State Board of Elementary and Secondary Education (BESE) Bulletin 1530-Louisiana's IEP Handbook for Students with Exceptionalities.

By submitting this form, the school system assures that the following actions are being taken to comply with the 1% participation cap threshold:

- a. Review of Student Records

	Number of Reviewed Student Records	Number of Records Compliant with Eligibility Criteria	Number of Records Non-Compliant with Eligibility Criteria	Corrective Actions Taken (If Applicable)
Elementary School Students	71	71	0	Not applicable

Middle School Students	65	66	0	Not applicable
High School Students	23	23	0	Not applicable
Total Number of Files	159	159	0	Not applicable

- b. The school system assures that any disproportionality in the percentage of students in any subgroup participating in the alternate assessment will be addressed through strategic actions. (Examples: Including all stakeholders in decision-making, conducting annual reviews, addressing the unique needs of English Learners (ELs), continuing education/professional development, reviewing criteria/state guidance for the alternate assessment qualification).

Special Education Lead Administrator Signature*: <i>Lynn Hathaway</i>	Date: 4-12-2024
Printed Name: Lynn Hathaway	
Superintendent / Charter Lead Administrator Signature*: <i>Dr. Edith M. Walker</i>	Date: 4-12-2024
Printed Name: Dr. Edith M. Walker	

*Required signatures. Original signatures should be kept on file at the school system.

To submit this justification form, please sign and upload to the DM FTP by **April 12, 2024**.

Division of Diverse Learners

Alternate Assessment

Participation Review Process

School System Participation Justification

The Department is providing 2022-2023 school year alternate assessment data to school systems for review. If your school system assessed more than 1.0 percent of students using an alternate assessment in the 2022-2023 school year, we anticipated that your school system assessed more than 1.0 percent of students with an alternate assessment in the 2023-2024 school year. School systems that exceeded the 1.0 percent threshold must complete an alternate assessment justification and request a review of data and procedures related to alternate state assessments. The Every Student Succeeds Act (ESSA) requires the Department to make these justifications publicly available, provided that personally identifiable information about an individual student is not revealed.

School System Name: Alice Harte Charter School

Enter the percentage of students who participated in the alternate assessment during the 2022-2023 school year. This information was disseminated to your school system via FTP on or before March 25, 2024.

LEAP Connect Participation by Subject	Participation Percentage for SY 2022-2023
ELA: LEAP Connect Participation	1 .1 %
Math: LEAP Connect Participation	1 .1 %
Science: LEAP Connect Participation	0 %

1. Explain why the alternate assessment participation rate of 1.0 percent was exceeded for the 2022-2023 school year. School systems must select Not Applicable (NA) or Applicable (A) for each option below. Applicable must be chosen for at least one of the following and may be chosen for more than one of the following options:
 - a. If applicable, provide a brief description with supporting data that identifies specific programs or circumstances within the school system that may contribute to higher enrollments of students identified with

significant cognitive disabilities that would result in an alternate assessment participation rate in excess of 1.0 percent. (Example: The school system has schools, community and/or health facilities that draw large numbers of students with significant cognitive disabilities.):

Alice Harte has several scholars with low incidence. With the One App process, the number of scholars assigned to this campus is unpredictable. Parents have the right to select schools of their choice.

b. If applicable, briefly describe how a small overall student enrollment in the school system contributes to the likelihood that even a small number of students found eligible to participate in an alternate assessment would result in a participation rate in excess of 1.0 percent. (Example: The total tested population is less than 300 and the total number of students participating in the alternate assessment is 3 or less.):

c. If applicable, briefly describe other or additional justification of variables that may contribute to the school system's alternate assessment participation rate in excess of 1.0 percent:

91% of all scholars who took LEAP 2023 at Alice Harte are Black or African American.

2. The school system verifies that all students participating in the alternate assessment meet Louisiana's participation criteria as outlined in State Board of Elementary and Secondary Education (BESE) Bulletin 1530-Louisiana's IEP Handbook for Students with Exceptionalities.

By submitting this form, the school system assures that the following actions are being taken to comply with the 1% participation cap threshold:

a. Review of Student Records

	Number of Reviewed Student Records	Number of Records Compliant with Eligibility Criteria	Number of Records Non-Compliant with Eligibility Criteria	Corrective Actions Taken (If Applicable)
--	------------------------------------	---	---	--

Elementary School Students	2	2	0	Non-applicable
----------------------------	---	---	---	----------------

Middle School Students	3	3	0	Non - applicable
High School Students	0	0	0	Non - applicable
Total Number of Files	5	5	0	Non - applicable

- b. The school system assures that any disproportionality in the percentage of students in any subgroup participating in the alternate assessment will be addressed through strategic actions. (Examples: Including all stakeholders in decision-making, conducting annual reviews, addressing the unique needs of English Learners (ELs), continuing education/professional development, reviewing criteria/state guidance for the alternate assessment qualification).

Special Education Lead Administrator Signature*: 	Date: 4/12/24
Printed Name: Dianne Lewis	
Superintendent / Charter Lead Administrator Signature*: 	Date: 6/12/27
Printed Name: Jamar McKneely	

*Required signatures. Original signatures should be kept on file at the school system.

To submit this justification form, please sign and upload to the DM FTP by April 12, 2024.

Division of Diverse Learners

Alternate Assessment

Participation Review Process

School System Participation Justification

The Department is providing 2022-2023 school year alternate assessment data to school systems for review. If your school system assessed more than 1.0 percent of students using an alternate assessment in the 2022-2023 school year, we anticipated that your school system assessed more than 1.0 percent of students with an alternate assessment in the 2023-2024 school year. School systems that exceeded the 1.0 percent threshold must complete an alternate assessment justification and request a review of data and procedures related to alternate state assessments. The Every Student Succeeds Act (ESSA) requires the Department to make these justifications publicly available, provided that personally identifiable information about an individual student is not revealed.

School System Name: Delta Charter School

Enter the percentage of students who participated in the alternate assessment during the 2022-2023 school year. This information was disseminated to your school system via FTP on or before March 25, 2024.

LEAP Connect Participation by Subject	Participation Percentage for SY 2022-2023	
ELA: LEAP Connect Participation	2.2	%
Math: LEAP Connect Participation	2.3	%
Science: LEAP Connect Participation	0	%

1. Explain why the alternate assessment participation rate of 1.0 percent was exceeded for the 2022-2023 school year. **School systems must select Not Applicable (NA) or Applicable (A) for each option below. Applicable must be chosen for at least one of the following and may be chosen for more than one of the following options:**
 - a. **If applicable, provide a brief description with supporting data** that identifies specific programs or circumstances within the school system that may contribute to higher enrollments of students identified with significant cognitive disabilities that would result in an alternate assessment participation rate in excess of 1.0 percent. (Example: The school system has schools, community

and/or health facilities that draw large numbers of students with significant cognitive disabilities.):

The school system has an open enrollment period. Students selected to attend DCS come from orders of a special master. Due to the fact that the school can accept student from within the school district and two neighboring school districts increase the likelihood of student with significant disabilities to fluctuate. Which has an impact on the alternate assessment rate

- b. **If applicable, briefly describe** how a small overall student enrollment in the school system contributes to the likelihood that even a small number of students found eligible to participate in an alternate assessment would result in a participation rate in excess of 1.0 percent. (Example: The total tested population is less than 300 and the total number of students participating in the alternate assessment is 3 or less.):

The total tested student population for the school is under 500 students, having the small number of students in the district that are tested and a the percentage with significant disabilities impacted the alternate assessment eligibility rate.

- c. **If applicable, briefly describe other or additional justification of variables** that may contribute to the school system’s alternate assessment participation rate in excess of 1.0 percent:

There is a high incidence of students with disabilities in the district. Students are enrolling in the district that has a higher incidence of cognitive, adaptive and developmental delays which contributes to the populations of students tested in this category

2. The school system verifies that all students participating in the alternate assessment meet Louisiana’s participation criteria as outlined in State Board of Elementary and Secondary Education (BESE) Bulletin 1530-Louisiana’s IEP Handbook for Students with Exceptionalities.

By submitting this form, the school system assures that the following actions are being taken to comply with the 1% participation cap threshold:

- a. Review of Student Records

	Number of Reviewed Student Records	Number of Records Compliant with Eligibility Criteria	Number of Records Non-Compliant with Eligibility Criteria	Corrective Actions Taken (If Applicable)
Elementary School Students	0	0	0	

Middle School Students	7	7	0	
High School Students	1	1	0	
Total Number of Files	8	8	0	

- b. The school system assures that any disproportionality in the percentage of students in any subgroup participating in the alternate assessment will be addressed through strategic actions. (Examples: Including all stakeholders in decision-making, conducting annual reviews, addressing the unique needs of English Learners (ELs), continuing education/professional development, reviewing criteria/state guidance for the alternate assessment qualification).

Special Education Lead Administrator Signature*: <i>Melanie Ulmer</i>	Date: <i>4/9/24</i>
Printed Name: <i>Melanie Ulmer</i>	
Superintendent / Charter Lead Administrator Signature*: <i>Monica Miller</i>	Date: <i>4/9/24</i>
Printed Name: <i>Monica Miller</i>	

*Required signatures. Original signatures should be kept on file at the school system.

To submit this justification form, please sign and upload to the DM FTP by **April 12, 2024**.



Division of Diverse Learners

Alternate Assessment

Participation Review Process

School System Participation Justification

The Department is providing 2022-2023 school year alternate assessment data to school systems for review. If your school system assessed more than 1.0 percent of students using an alternate assessment in the 2022-2023 school year, we anticipated that your school system assessed more than 1.0 percent of students with an alternate assessment in the 2023-2024 school year. School systems that exceeded the 1.0 percent threshold must complete an alternate assessment justification and request a review of data and procedures related to alternate state assessments. The Every Student Succeeds Act (ESSA) requires the Department to make these justifications publicly available, provided that personally identifiable information about an individual student is not revealed.

School System Name: Capdau Charter School

Enter the percentage of students who participated in the alternate assessment during the 2022-2023 school year. This information was disseminated to your school system via FTP on or before March 25, 2024.

LEAP Connect Participation by Subject	Participation Percentage for SY 2022-2023
ELA: LEAP Connect Participation	2.4 %
Math: LEAP Connect Participation	2.4 %
Science: LEAP Connect Participation	0.9 %

1. Explain why the alternate assessment participation rate of 1.0 percent was exceeded for the 2022-2023 school year. School systems must select Not Applicable (NA) or Applicable (A) for each option below. Applicable must be chosen for at least one of the following and may be chosen for more than one of the following options:
 - a. If applicable, provide a brief description with supporting data that identifies specific programs or circumstances within the school system that may contribute to higher enrollments of students identified with

significant cognitive disabilities that would result in an alternate assessment participation rate in excess of 1.0 percent. (Example: The school system has schools, community and/or health facilities that draw large numbers of students with significant cognitive disabilities.):

P. Capdau has several scholars with the following classifications: Economically disadvantage, low incidence, and African American. With the One App process, enrollment is based on word of mouth, quality services, strong retention rate of special ed teachers and parent satisfaction.

b. If applicable, briefly describe how a small overall student enrollment in the school system contributes to the likelihood that even a small number of students found eligible to participate in an alternate assessment would result in a participation rate in excess of 1.0 percent. (Example: The total tested population is less than 300 and the total number of students participating in the alternate assessment is 3 or less.):

c. If applicable, briefly describe other or additional justification of variables that may contribute to the school system's alternate assessment participation rate in excess of 1.0 percent:

91% of all scholars who took LEAP 2023 at P. Capdau are Black or African American.

94% of scholars are Economically Disadvantaged.

2. The school system verifies that all students participating in the alternate assessment meet Louisiana's participation criteria as outlined in State Board of Elementary and Secondary Education (BESE) Bulletin 1530- Louisiana's IEP Handbook for Students with Exceptionalities.

By submitting this form, the school system assures that the following actions are being taken to comply with the 1% participation cap threshold:



a. Review of Student Records

	Number of Reviewed Student Records	Number of Records Compliant with Eligibility Criteria	Number of Records Non-Compliant with Eligibility Criteria	Corrective Actions Taken (If Applicable)
--	------------------------------------	---	---	--

Elementary School Students	4	4	0	Non-applicable
----------------------------	---	---	---	----------------

Middle School Students	4	4	0	Non - applicable
High School Students	0	0	0	Non - applicable
Total Number of Files	8	8	0	Non - applicable

- b. The school system assures that any disproportionality in the percentage of students in any subgroup participating in the alternate assessment will be addressed through strategic actions. (Examples: Including all stakeholders in decision-making, conducting annual reviews, addressing the unique needs of English Learners (ELs), continuing education/professional development, reviewing criteria/state guidance for the alternate assessment qualification).

Special Education Lead Administrator Signature*: 	Date: 04/12/24
Printed Name: Dianne Lewis	
Superintendent / Charter Lead Administrator Signature*: 	Date: 04.12.24
Printed Name: Jamar McKneely	

*Required signatures. Original signatures should be kept on file at the school system.

To submit this justification form, please sign and upload to the DM FTP by April 12, 2024.

Alternate Assessment

Participation Review Process

School System Participation Justification

The Department is providing 2022-2023 school year alternate assessment data to school systems for review. If your school system assessed more than 1.0 percent of students using an alternate assessment in the 2022-2023 school year, we anticipated that your school system assessed more than 1.0 percent of students with an alternate assessment in the 2023-2024 school year. School systems that exceeded the 1.0 percent threshold must complete an alternate assessment justification and request a review of data and procedures related to alternate state assessments. The Every Student Succeeds Act (ESSA) requires the Department to make these justifications publicly available, provided that personally identifiable information about an individual student is not revealed.

School System Name: Tangipahoa

Enter the percentage of students who participated in the alternate assessment during the 2022-2023 school year. This information was disseminated to your school system via FTP on or before March 25, 2024.

LEAP Connect Participation by Subject	Participation Percentage for SY 2022-2023	
ELA: LEAP Connect Participation	1.4%	%
Math: LEAP Connect Participation	1.4%	%
Science: LEAP Connect Participation	.66	%

1. Explain why the alternate assessment participation rate of 1.0 percent was exceeded for the 2022-2023 school year. School systems must select Not Applicable (NA) or Applicable (A) for each option below. Applicable must be chosen for at least one of the following and may be chosen for more than one of the following options:
 - a. If applicable, provide a brief description with supporting data that identifies specific programs or circumstances within the school system that may contribute to higher enrollments of students identified with significant cognitive disabilities that would result in an alternate assessment participation rate in excess of 1.0 percent. (Example: The school system has schools, community

and/or health facilities that draw large numbers of students with significant cognitive disabilities.):

TPSS works collaboratively with community partners such as Head Starts, Daycares and behavioral health providers to identify and provide early intervention services. Tangipahoa has a diverse population and offers a wide variety of continuum services that is appealing to families who have children with significant cognitive and adaptive behavioral needs.

- A b. If applicable, briefly describe how a small overall student enrollment in the school system contributes to the likelihood that even a small number of students found eligible to participate in an alternate assessment would result in a participation rate in excess of 1.0 percent. (Example: The total tested population is less than 300 and the total number of students participating in the alternate assessment is 3 or less.):

N/A

- c. If applicable, briefly describe other or additional justification of variables that may contribute to the school system's alternate assessment participation rate in excess of 1.0 percent:

Eligibility determination based on a single component of data (cognitive score) instead of multiple required sources of data may contribute to # of eligible participants.

- 2. The school system verifies that all students participating in the alternate assessment meet Louisiana's participation criteria as outlined in State Board of Elementary and Secondary Education (BESE) Bulletin 1530-Louisiana's IEP Handbook for Students with Exceptionalities.

By submitting this form, the school system assures that the following actions are being taken to comply with the 1% participation cap threshold:

- a. Review of Student Records

	Number of Reviewed Student Records	Number of Records Compliant with Eligibility Criteria	Number of Records Non-Compliant with Eligibility Criteria	Corrective Actions Taken (If Applicable)
--	------------------------------------	---	---	--

Elementary School Students	63	61	2	2 Records reviewed - no scores recorded. PA coordinator was notified and scores were located and corrected. Administrative error in procedure reviewed with PA and applicable eSER data clerks.
----------------------------------	----	----	---	---

Middle School Students	107	107		
High School Students	45	44	1	1 Record reviewed indicated that evaluation score was not linked on the LEAP connect form. Scores were reported on evaluation screen but not linked to IEP forms. Procedural reminder to teacher of records that new digitally participating must be documented in review IEP and not through an amendment.
Total Number of Files	215			

- b. The school system assures that any disproportionality in the percentage of students in any subgroup participating in the alternate assessment will be addressed through strategic actions. (Examples: Including all stakeholders in decision-making, conducting annual reviews, addressing the unique needs of English Learners (ELs), continuing education/professional development, reviewing criteria/state guidance for the alternate assessment qualification).

Special Education Lead Administrator Signature*:	Date: 04/12/24
Printed Name: Rachel DiBenedetto	
Superintendent / Charter Lead Administrator Signature*:	Date: 4/15/2024
Printed Name: Melissa Stille	

*Required signatures. Original signatures should be kept on file at the school system.

To submit this justification form, please sign and upload to the DM FTP by April 12, 2024.

Division of Diverse Learners

Alternate Assessment

Participation Review Process

School System Participation Justification

The Department is providing 2022-2023 school year alternate assessment data to school systems for review. If your school system assessed more than 1.0 percent of students using an alternate assessment in the 2022-2023 school year, we anticipated that your school system assessed more than 1.0 percent of students with an alternate assessment in the 2023-2024 school year. School systems that exceeded the 1.0 percent threshold must complete an alternate assessment justification and request a review of data and procedures related to alternate state assessments. The Every Student Succeeds Act (ESSA) requires the Department to make these justifications publicly available, provided that personally identifiable information about an individual student is not revealed.

School System Name: Eisenhower Charter School

Enter the percentage of students who participated in the alternate assessment during the 2022-2023 school year. This information was disseminated to your school system via FTP on or before March 25, 2024.

LEAP Connect Participation by Subject	Participation Percentage for SY 2022-2023
ELA: LEAP Connect Participation	2.7 %
Math: LEAP Connect Participation	2.7 %
Science: LEAP Connect Participation	1.0 %

1. Explain why the alternate assessment participation rate of 1.0 percent was exceeded for the 2022-2023 school year. School systems must select Not Applicable (NA) or Applicable (A) for each option below. Applicable must be chosen for at least one of the following and may be chosen for more than one of the following options:
 - a. If applicable, provide a brief description with supporting data that identifies specific programs or circumstances within the school system that may contribute to higher enrollments of students identified with

significant cognitive disabilities that would result in an alternate assessment participation rate in excess of 1.0 percent. (Example: The school system has schools, community and/or health facilities that draw large numbers of students with significant cognitive disabilities.):

Eisenhower has a high percentage of scholars with the following classifications: English Language Learners, Homeless, Economically disadvantaged, low incidence, and African American. With the One App process, scholars are assigned to Eisenhower. Enrollment has increased due to quality services, strong retention rate of special ed teachers and parent satisfaction.

b. If applicable, briefly describe how a small overall student enrollment in the school system contributes to the likelihood that even a small number of students found eligible to participate in an alternate assessment would result in a participation rate in excess of 1.0 percent. (Example: The total tested population is less than 300 and the total number of students participating in the alternate assessment is 3 or less.):

c. If applicable, briefly describe other or additional justification of variables that may contribute to the school system's alternate assessment participation rate in excess of 1.0 percent:

90% + of all scholars who took LEAP 2023 at Eisenhower are Black or African American.

94% of scholars are Economically Disadvantaged.

2. The school system verifies that all students participating in the alternate assessment meet Louisiana's participation criteria as outlined in State Board of Elementary and Secondary Education (BESE) Bulletin 1530-Louisiana's IEP Handbook for Students with Exceptionalities.

By submitting this form, the school system assures that the following actions are being taken to comply with the 1% participation cap threshold:



a. Review of Student Records

	Number of Reviewed Student Records	Number of Records Compliant with Eligibility Criteria	Number of Records Non-Compliant with Eligibility Criteria	Corrective Actions Taken (If Applicable)
--	------------------------------------	---	---	--

Elementary School Students	2	2	0	Non-applicable
----------------------------	---	---	---	----------------

Middle School Students	8	8	0	Non - applicable
High School Students	0	0	0	Non - applicable
Total Number of Files	10	10	0	Non - applicable

- b. The school system assures that any disproportionality in the percentage of students in any subgroup participating in the alternate assessment will be addressed through strategic actions. (Examples: Including all stakeholders in decision-making, conducting annual reviews, addressing the unique needs of English Learners (ELs), continuing education/professional development, reviewing criteria/state guidance for the alternate assessment qualification).

Special Education Lead Administrator Signature*: 	Date: 04/12/24
Printed Name: Dianne Lewis	
Superintendent / Charter Lead Administrator Signature*: 	Date: 04.12.24
Printed Name: Jamar McKneely	

*Required signatures. Original signatures should be kept on file at the school system.

To submit this justification form, please sign and upload to the DM FTP by April 12, 2024.

Division of Diverse Learners

Alternate Assessment

Participation Review Process

School System Participation Justification

The Department is providing 2022-2023 school year alternate assessment data to school systems for review. If your school system assessed more than 1.0 percent of students using an alternate assessment in the 2022-2023 school year, we anticipated that your school system assessed more than 1.0 percent of students with an alternate assessment in the 2023-2024 school year. School systems that exceeded the 1.0 percent threshold must complete an alternate assessment justification and request a review of data and procedures related to alternate state assessments. The Every Student Succeeds Act (ESSA) requires the Department to make these justifications publicly available, provided that personally identifiable information about an individual student is not revealed.

School System Name: Collegiate Baton Rouge

Enter the percentage of students who participated in the alternate assessment during the 2022-2023 school year. This information was disseminated to your school system via FTP on or before March 25, 2024.

LEAP Connect Participation by Subject	Participation Percentage for SY 2022-2023
ELA: LEAP Connect Participation	1.7 %
Math: LEAP Connect Participation	1.7 %
Science: LEAP Connect Participation	2.2 %

1. Explain why the alternate assessment participation rate of 1.0 percent was exceeded for the 2022-2023 school year. **School systems must select Not Applicable (NA) or Applicable (A) for each option below. Applicable must be chosen for at least one of the following and may be chosen for more than one of the following options:**
 - a. **If applicable, provide a brief description with supporting data** that identifies specific programs or circumstances within the school system that may contribute to higher enrollments of students identified with significant cognitive disabilities that would result in an alternate assessment participation rate in excess of 1.0 percent. (Example: The school system has schools, community

and/or health facilities that draw large numbers of students with significant cognitive disabilities.):

In the 22-23 school year, Collegiate Baton Rouge’s continuum of services included two specialized programs for students who qualify for a LEAP Connect diploma (Essential Skills and REACH). Both programs are highly specialized programs that serve students with mild to severe exceptionalities in 9th-12th grades. As a result, middle schools in New Orleans often refer families of students who qualify for the LEAP Connect diploma to enroll in our school. These programs provide targeted instruction aligned to the LEAP Connect standards along with transitional services and supports

A

- b. **If applicable, briefly describe** how a small overall student enrollment in the school system contributes to the likelihood that even a small number of students found eligible to participate in an alternate assessment would result in a participation rate in excess of 1.0 percent. (Example: The total tested population is less than 300 and the total number of students participating in the alternate assessment is 3 or less.):

Since our school system or LEA consists of only 1 school compared to a district that may have a specialized program, the overall number of students enrolled is significantly lower than a typical district while the number of students who qualify for LEAP Connect is higher since families and students are preferencing our school given the specialized programs that are available as part of our continuum of services. In addition, currently students with IEPs make up 20% of the 494 students enrolled, reflecting that families of students with disabilities are choosing our school at a higher rate than other schools in our charter system.

A

- c. **If applicable, briefly describe other or additional justification of variables** that may contribute to the school system’s alternate assessment participation rate in excess of 1.0 percent:

The mission of our school is to prepare all students for college success and lives of unlimited opportunity. As a result of our commitment to providing a full continuum of services and supporting all students, families and students with disabilities are choosing to enroll in our school at a higher rate to ensure they receive an excellent education.

2. The school system verifies that all students participating in the alternate assessment meet Louisiana’s participation criteria as outlined in State Board of Elementary and Secondary Education (BESE) Bulletin 1530-Louisiana’s IEP Handbook for Students with Exceptionalities.



By submitting this form, the school system assures that the following actions are being taken to comply with the 1% participation cap threshold:

- a. Review of Student Records

	Number of Reviewed Student Records	Number of Records Compliant with Eligibility Criteria	Number of Records Non-Compliant with Eligibility Criteria	Corrective Actions Taken (If Applicable)
Elementary School Students	n/a	n/a	n/a	n/a

Middle School Students	n/a	n/a	n/a	n/a
High School Students	n/a no students were eligible for LC testing in 23-24 SY	n/a	n/a	n/a
Total Number of Files	0	n/a	n/a	n/a

- b. The school system assures that any disproportionality in the percentage of students in any subgroup participating in the alternate assessment will be addressed through strategic actions. (Examples: Including all stakeholders in decision-making, conducting annual reviews, addressing the unique needs of English Learners (ELs), continuing education/professional development, reviewing criteria/state guidance for the alternate assessment qualification).

Special Education Lead Administrator Signature*: 	Date: 04/10/2024
Printed Name: Francesca Antonucci	
Superintendent / Charter Lead Administrator Signature*: 	Date: 04/11/2024
Printed Name: Jerel Bryant	

*Required signatures. Original signatures should be kept on file at the school system.

To submit this justification form, please sign and upload to the DM FTP by **April 12, 2024**.



Division of Diverse Learners

Alternate Assessment

Participation Review Process

School System Participation Justification

The Department is providing 2022-2023 school year alternate assessment data to school systems for review. If your school system assessed more than 1.0 percent of students using an alternate assessment in the 2022-2023 school year, we anticipated that your school system assessed more than 1.0 percent of students with an alternate assessment in the 2023-2024 school year. School systems that exceeded the 1.0 percent threshold must complete an alternate assessment justification and request a review of data and procedures related to alternate state assessments. The Every Student Succeeds Act (ESSA) requires the Department to make these justifications publicly available, provided that personally identifiable information about an individual student is not revealed.

School System Name: DeSoto Parish Schools

Enter the percentage of students who participated in the alternate assessment during the 2022-2023 school year. This information was disseminated to your school system via FTP on or before March 25, 2024.

LEAP Connect Participation by Subject	Participation Percentage for SY 2022-2023
ELA: LEAP Connect Participation	1.9 %
Math: LEAP Connect Participation	1.9 %
Science: LEAP Connect Participation	0.9 %

1. Explain why the alternate assessment participation rate of 1.0 percent was exceeded for the 2022-2023 school year. **School systems must select Not Applicable (NA) or Applicable (A) for each option below. Applicable must be chosen for at least one of the following and may be chosen for more than one of the following options:**

- A a. **If applicable, provide a brief description with supporting data** that identifies specific programs or circumstances within the school system that may contribute to higher enrollments of students identified with significant cognitive disabilities that would result in an alternate assessment participation rate in excess of 1.0 percent. (Example: The school system has schools, community

and/or health facilities that draw large numbers of students with significant cognitive disabilities.):

A large percentage of DeSoto Parish students with significant cognitive disabilities come from economically disadvantaged homes. Studies indicate that economic disadvantage negatively impacts cognitive development and functioning.

NA

- b. **If applicable, briefly describe** how a small overall student enrollment in the school system contributes to the likelihood that even a small number of students found eligible to participate in an alternate assessment would result in a participation rate in excess of 1.0 percent. (Example: The total tested population is less than 300 and the total number of students participating in the alternate assessment is 3 or less.):

NA

- c. **If applicable, briefly describe other or additional justification of variables** that may contribute to the school system’s alternate assessment participation rate in excess of 1.0 percent:

- 2. The school system verifies that all students participating in the alternate assessment meet Louisiana’s participation criteria as outlined in State Board of Elementary and Secondary Education (BESE) Bulletin 1530-Louisiana’s IEP Handbook for Students with Exceptionalities.

By submitting this form, the school system assures that the following actions are being taken to comply with the 1% participation cap threshold:

- a. Review of Student Records

	Number of Reviewed Student Records	Number of Records Compliant with Eligibility Criteria	Number of Records Non-Compliant with Eligibility Criteria	Corrective Actions Taken (If Applicable)
Elementary School Students	18	18	0	

Middle School Students	28	28	0	
High School Students	41	41	0	
Total Number of Files	87	87	0	

- b. The school system assures that any disproportionality in the percentage of students in any subgroup participating in the alternate assessment will be addressed through strategic actions. (Examples: Including all stakeholders in decision-making, conducting annual reviews, addressing the unique needs of English Learners (ELs), continuing education/professional development, reviewing criteria/state guidance for the alternate assessment qualification).

Special Education Lead Administrator Signature*: <small>DocuSigned by:</small> <i>Francie Woods</i> <small>B716385D16014BD...</small>	Date: 4/12/2024
Printed Name: Francie Woods	
Superintendent / Charter Lead Administrator Signature*: <small>DocuSigned by:</small> <i>Clay Corley</i> <small>7D518C66C39646A...</small>	Date: 4/12/2024
Printed Name: Clay Corley	

*Required signatures. Original signatures should be kept on file at the school system.

To submit this justification form, please sign and upload to the DM FTP by **April 12, 2024**.

Division of Diverse Learners

Alternate Assessment

Participation Review Process

School System Participation Justification

The Department is providing 2022-2023 school year alternate assessment data to school systems for review. If your school system assessed more than 1.0 percent of students using an alternate assessment in the 2022-2023 school year, we anticipated that your school system assessed more than 1.0 percent of students with an alternate assessment in the 2023-2024 school year. School systems that exceeded the 1.0 percent threshold must complete an alternate assessment justification and request a review of data and procedures related to alternate state assessments. The Every Student Succeeds Act (ESSA) requires the Department to make these justifications publicly available, provided that personally identifiable information about an individual student is not revealed.

School System Name: Abramson Sci Academy

Enter the percentage of students who participated in the alternate assessment during the 2022-2023 school year. This information was disseminated to your school system via FTP on or before March 25, 2024.

LEAP Connect Participation by Subject	Participation Percentage for SY 2022-2023
ELA: LEAP Connect Participation	6.4 %
Math: LEAP Connect Participation	6.3 %
Science: LEAP Connect Participation	7.5 %

1. Explain why the alternate assessment participation rate of 1.0 percent was exceeded for the 2022-2023 school year. **School systems must select Not Applicable (NA) or Applicable (A) for each option below. Applicable must be chosen for at least one of the following and may be chosen for more than one of the following options:**
 - a. **If applicable, provide a brief description with supporting data** that identifies specific programs or circumstances within the school system that may contribute to higher enrollments of students identified with significant cognitive disabilities that would result in an alternate assessment participation rate in excess of 1.0 percent. (Example: The school system has schools, community

and/or health facilities that draw large numbers of students with significant cognitive disabilities.):

In the 22-23 school year, Abramson Sci Academy’s continuum of services included two specialized programs for students who qualify for a LEAP Connect diploma (Essential Skills and REACH). Both programs are highly specialized programs that serve students with mild to severe exceptionalities in 9th-12th grades. As a result, middle schools in New Orleans often refer families of students who qualify for the LEAP Connect diploma to enroll in our school. These programs provide targeted instruction aligned to the LEAP Connect standards along with transitional services and supports

A

- b. **If applicable, briefly describe** how a small overall student enrollment in the school system contributes to the likelihood that even a small number of students found eligible to participate in an alternate assessment would result in a participation rate in excess of 1.0 percent. (Example: The total tested population is less than 300 and the total number of students participating in the alternate assessment is 3 or less.):

Since our school system or LEA consists of only 1 school compared to a district that may have a specialized program, the overall number of students enrolled is significantly lower than a typical district while the number of students who qualify for LEAP Connect is higher since families and students are preferencing our school given the specialized programs that are available as part of our continuum of services. In addition, currently students with IEPs make up 17% of the 630 students enrolled, reflecting that families of students with disabilities are choosing our school at a higher rate than other schools in our charter system.

A

- c. **If applicable, briefly describe other or additional justification of variables** that may contribute to the school system’s alternate assessment participation rate in excess of 1.0 percent:

The mission of our school is to prepare all students for college success and lives of unlimited opportunity. As a result of our commitment to providing a full continuum of services and supporting all students, families and students with disabilities are choosing to enroll in our school at a higher rate to ensure they receive an excellent education.

2. The school system verifies that all students participating in the alternate assessment meet Louisiana’s participation criteria as outlined in State Board of Elementary and Secondary Education (BESE) Bulletin 1530-Louisiana’s IEP Handbook for Students with Exceptionalities.


By submitting this form, the school system assures that the following actions are being taken to comply with the 1% participation cap threshold:

- a. Review of Student Records

	Number of Reviewed Student Records	Number of Records Compliant with Eligibility Criteria	Number of Records Non-Compliant with Eligibility Criteria	Corrective Actions Taken (If Applicable)
Elementary School Students	n/a	n/a	n/a	n/a

Middle School Students	n/a	n/a	n/a	n/a
High School Students	4	4	n/a	n/a
Total Number of Files	4	4	n/a	n/a

- b. The school system assures that any disproportionality in the percentage of students in any subgroup participating in the alternate assessment will be addressed through strategic actions. (Examples: Including all stakeholders in decision-making, conducting annual reviews, addressing the unique needs of English Learners (ELs), continuing education/professional development, reviewing criteria/state guidance for the alternate assessment qualification).

Special Education Lead Administrator Signature*: 	Date: 04/11/2024
Printed Name: Francesca Antonucci	
Superintendent / Charter Lead Administrator Signature*: 	Date: 04/11/2024
Printed Name: Jerel Bryant	

*Required signatures. Original signatures should be kept on file at the school system.

To submit this justification form, please sign and upload to the DM FTP by **April 12, 2024**.

Division of Diverse Learners

Alternate Assessment

Participation Review Process

School System Participation Justification

The Department is providing 2022-2023 school year alternate assessment data to school systems for review. If your school system assessed more than 1.0 percent of students using an alternate assessment in the 2022-2023 school year, we anticipated that your school system assessed more than 1.0 percent of students with an alternate assessment in the 2023-2024 school year. School systems that exceeded the 1.0 percent threshold must complete an alternate assessment justification and request a review of data and procedures related to alternate state assessments. The Every Student Succeeds Act (ESSA) requires the Department to make these justifications publicly available, provided that personally identifiable information about an individual student is not revealed.

School System Name: Rosenwald Collegiate Academy

Enter the percentage of students who participated in the alternate assessment during the 2022-2023 school year. This information was disseminated to your school system via FTP on or before March 25, 2024.

LEAP Connect Participation by Subject	Participation Percentage for SY 2022-2023
ELA: LEAP Connect Participation	5.0 %
Math: LEAP Connect Participation	5.4 %
Science: LEAP Connect Participation	9.1 %

1. Explain why the alternate assessment participation rate of 1.0 percent was exceeded for the 2022-2023 school year. **School systems must select Not Applicable (NA) or Applicable (A) for each option below. Applicable must be chosen for at least one of the following and may be chosen for more than one of the following options:**
 - a. **If applicable, provide a brief description with supporting data** that identifies specific programs or circumstances within the school system that may contribute to higher enrollments of students identified with significant cognitive disabilities that would result in an alternate assessment participation rate in excess of 1.0 percent. (Example: The school system has schools, community

and/or health facilities that draw large numbers of students with significant cognitive disabilities.):

In the 22-23 school year, Rosenwald Collegiate Academy’s continuum of services included two specialized programs for students who qualify for a LEAP Connect diploma (Essential Skills and REACH). Both programs are highly specialized programs that serve students with mild to severe exceptionalities in 9th-12th grades. As a result, middle schools in New Orleans often refer families of students who qualify for the LEAP Connect diploma to enroll in our school. These programs provide targeted instruction aligned to the LEAP Connect standards along with transitional services and supports

A

- b. **If applicable, briefly describe** how a small overall student enrollment in the school system contributes to the likelihood that even a small number of students found eligible to participate in an alternate assessment would result in a participation rate in excess of 1.0 percent. (Example: The total tested population is less than 300 and the total number of students participating in the alternate assessment is 3 or less.):

Since our school system or LEA consists of only 1 school compared to a district that may have a specialized program, the overall number of students enrolled is significantly lower than a typical district while the number of students who qualify for LEAP Connect is higher since families and students are preferencing our school given the specialized programs that are available as part of our continuum of services. In addition, currently students with IEPs make up 25% of the 343 students enrolled, reflecting that families of students with disabilities are choosing our school at a higher rate than other schools in our charter system.

A

- c. **If applicable, briefly describe other or additional justification of variables** that may contribute to the school system’s alternate assessment participation rate in excess of 1.0 percent:

The mission of our school is to prepare all students for college success and lives of unlimited opportunity. As a result of our commitment to providing a full continuum of services and supporting all students, families and students with disabilities are choosing to enroll in our school at a higher rate to ensure they receive an excellent education.

2. The school system verifies that all students participating in the alternate assessment meet Louisiana’s participation criteria as outlined in State Board of Elementary and Secondary Education (BESE) Bulletin 1530-Louisiana’s IEP Handbook for Students with Exceptionalities.



By submitting this form, the school system assures that the following actions are being taken to comply with the 1% participation cap threshold:

- a. Review of Student Records

	Number of Reviewed Student Records	Number of Records Compliant with Eligibility Criteria	Number of Records Non-Compliant with Eligibility Criteria	Corrective Actions Taken (If Applicable)
Elementary School Students	n/a	n/a	n/a	n/a

Middle School Students	n/a	n/a	n/a	n/a
High School Students	7	7	n/a	n/a
Total Number of Files	7	7	n/a	n/a

- b. The school system assures that any disproportionality in the percentage of students in any subgroup participating in the alternate assessment will be addressed through strategic actions. (Examples: Including all stakeholders in decision-making, conducting annual reviews, addressing the unique needs of English Learners (ELs), continuing education/professional development, reviewing criteria/state guidance for the alternate assessment qualification).

Special Education Lead Administrator Signature*: 	Date: 04/10/2024
Printed Name: Francesca Antonucci	
Superintendent / Charter Lead Administrator Signature*: 	Date: 04/11/2024
Printed Name: Jerel Bryant	

*Required signatures. Original signatures should be kept on file at the school system.

To submit this justification form, please sign and upload to the DM FTP by **April 12, 2024**.

Division of Diverse Learners

Alternate Assessment

Participation Review Process

School System Participation Justification

The Department is providing 2022-2023 school year alternate assessment data to school systems for review. If your school system assessed more than 1.0 percent of students using an alternate assessment in the 2022-2023 school year, we anticipated that your school system assessed more than 1.0 percent of students with an alternate assessment in the 2023-2024 school year. School systems that exceeded the 1.0 percent threshold must complete an alternate assessment justification and request a review of data and procedures related to alternate state assessments. The Every Student Succeeds Act (ESSA) requires the Department to make these justifications publicly available, provided that personally identifiable information about an individual student is not revealed.

School System Name: Union

Enter the percentage of students who participated in the alternate assessment during the 2022-2023 school year. This information was disseminated to your school system via FTP on or before March 25, 2024.

LEAP Connect Participation by Subject	Participation Percentage for SY 2022-2023
ELA: LEAP Connect Participation	0.9 %
Math: LEAP Connect Participation	0.9 %
Science: LEAP Connect Participation	0.5 %

1. Explain why the alternate assessment participation rate of 1.0 percent was exceeded for the 2022-2023 school year. **School systems must select Not Applicable (NA) or Applicable (A) for each option below. Applicable must be chosen for at least one of the following and may be chosen for more than one of the following options:**

- NA
- a. **If applicable, provide a brief description with supporting data** that identifies specific programs or circumstances within the school system that may contribute to higher enrollments of students identified with significant cognitive disabilities that would result in an alternate assessment participation rate in excess of 1.0 percent. (Example: The school system has schools, community

and/or health facilities that draw large numbers of students with significant cognitive disabilities.):

NA b. **If applicable, briefly describe** how a small overall student enrollment in the school system contributes to the likelihood that even a small number of students found eligible to participate in an alternate assessment would result in a participation rate in excess of 1.0 percent. (Example: The total tested population is less than 300 and the total number of students participating in the alternate assessment is 3 or less.):

NA c. **If applicable, briefly describe other or additional justification of variables** that may contribute to the school system’s alternate assessment participation rate in excess of 1.0 percent:

2. The school system verifies that all students participating in the alternate assessment meet Louisiana’s participation criteria as outlined in State Board of Elementary and Secondary Education (BESE) Bulletin 1530-Louisiana’s IEP Handbook for Students with Exceptionalities.

By submitting this form, the school system assures that the following actions are being taken to comply with the 1% participation cap threshold:

a. Review of Student Records

	Number of Reviewed Student Records	Number of Records Compliant with Eligibility Criteria	Number of Records Non-Compliant with Eligibility Criteria	Corrective Actions Taken (If Applicable)
Elementary School Students				

Middle School Students				
High School Students				
Total Number of Files				

- b. The school system assures that any disproportionality in the percentage of students in any subgroup participating in the alternate assessment will be addressed through strategic actions. (Examples: Including all stakeholders in decision-making, conducting annual reviews, addressing the unique needs of English Learners (ELs), continuing education/professional development, reviewing criteria/state guidance for the alternate assessment qualification).

Special Education Lead Administrator Signature*: <i>Rhonda Davis</i>	Date: <i>4-12-24</i>
Printed Name: <i>Rhonda Davis</i>	
Superintendent / Charter Lead Administrator Signature*: <i>Kristy Fine</i>	Date: <i>4/12/24</i>
Printed Name: <i>Kristy Fine</i>	

*Required signatures. Original signatures should be kept on file at the school system.

To submit this justification form, please sign and upload to the DM FTP by **April 12, 2024**.

Division of Diverse Learners

Alternate Assessment

Participation Review Process

School System Participation Justification

The Department is providing 2022-2023 school year alternate assessment data to school systems for review. If your school system assessed more than 1.0 percent of students using an alternate assessment in the 2022-2023 school year, we anticipated that your school system assessed more than 1.0 percent of students with an alternate assessment in the 2023-2024 school year. School systems that exceeded the 1.0 percent threshold must complete an alternate assessment justification and request a review of data and procedures related to alternate state assessments. The Every Student Succeeds Act (ESSA) requires the Department to make these justifications publicly available, provided that personally identifiable information about an individual student is not revealed.

School System Name: Rosenwald Collegiate Academy

Enter the percentage of students who participated in the alternate assessment during the 2022-2023 school year. This information was disseminated to your school system via FTP on or before March 25, 2024.

LEAP Connect Participation by Subject	Participation Percentage for SY 2022-2023
ELA: LEAP Connect Participation	5.0 %
Math: LEAP Connect Participation	5.4 %
Science: LEAP Connect Participation	9.1 %

1. Explain why the alternate assessment participation rate of 1.0 percent was exceeded for the 2022-2023 school year. **School systems must select Not Applicable (NA) or Applicable (A) for each option below. Applicable must be chosen for at least one of the following and may be chosen for more than one of the following options:**
 - a. **If applicable, provide a brief description with supporting data** that identifies specific programs or circumstances within the school system that may contribute to higher enrollments of students identified with significant cognitive disabilities that would result in an alternate assessment participation rate in excess of 1.0 percent. (Example: The school system has schools, community

and/or health facilities that draw large numbers of students with significant cognitive disabilities.):

In the 22-23 school year, Rosenwald Collegiate Academy’s continuum of services included two specialized programs for students who qualify for a LEAP Connect diploma (Essential Skills and REACH). Both programs are highly specialized programs that serve students with mild to severe exceptionalities in 9th-12th grades. As a result, middle schools in New Orleans often refer families of students who qualify for the LEAP Connect diploma to enroll in our school. These programs provide targeted instruction aligned to the LEAP Connect standards along with transitional services and supports

A

- b. **If applicable, briefly describe** how a small overall student enrollment in the school system contributes to the likelihood that even a small number of students found eligible to participate in an alternate assessment would result in a participation rate in excess of 1.0 percent. (Example: The total tested population is less than 300 and the total number of students participating in the alternate assessment is 3 or less.):

Since our school system or LEA consists of only 1 school compared to a district that may have a specialized program, the overall number of students enrolled is significantly lower than a typical district while the number of students who qualify for LEAP Connect is higher since families and students are preferencing our school given the specialized programs that are available as part of our continuum of services. In addition, currently students with IEPs make up 25% of the 343 students enrolled, reflecting that families of students with disabilities are choosing our school at a higher rate than other schools in our charter system.

A

- c. **If applicable, briefly describe other or additional justification of variables** that may contribute to the school system’s alternate assessment participation rate in excess of 1.0 percent:

The mission of our school is to prepare all students for college success and lives of unlimited opportunity. As a result of our commitment to providing a full continuum of services and supporting all students, families and students with disabilities are choosing to enroll in our school at a higher rate to ensure they receive an excellent education.

2. The school system verifies that all students participating in the alternate assessment meet Louisiana’s participation criteria as outlined in State Board of Elementary and Secondary Education (BESE) Bulletin 1530-Louisiana’s IEP Handbook for Students with Exceptionalities.



By submitting this form, the school system assures that the following actions are being taken to comply with the 1% participation cap threshold:

- a. Review of Student Records

	Number of Reviewed Student Records	Number of Records Compliant with Eligibility Criteria	Number of Records Non-Compliant with Eligibility Criteria	Corrective Actions Taken (If Applicable)
Elementary School Students	n/a	n/a	n/a	n/a

Middle School Students	n/a	n/a	n/a	n/a
High School Students	7	7	n/a	n/a
Total Number of Files	7	7	n/a	n/a

- b. The school system assures that any disproportionality in the percentage of students in any subgroup participating in the alternate assessment will be addressed through strategic actions. (Examples: Including all stakeholders in decision-making, conducting annual reviews, addressing the unique needs of English Learners (ELs), continuing education/professional development, reviewing criteria/state guidance for the alternate assessment qualification).

Special Education Lead Administrator Signature*: 	Date: 04/10/2024
Printed Name: Francesca Antonucci	
Superintendent / Charter Lead Administrator Signature*: 	Date: 04/11/2024
Printed Name: Jerel Bryant	

*Required signatures. Original signatures should be kept on file at the school system.

To submit this justification form, please sign and upload to the DM FTP by **April 12, 2024**.

Division of Diverse Learners

Alternate Assessment

Participation Review Process

School System Participation Justification

The Department is providing 2022-2023 school year alternate assessment data to school systems for review. If your school system assessed more than 1.0 percent of students using an alternate assessment in the 2022-2023 school year, we anticipated that your school system assessed more than 1.0 percent of students with an alternate assessment in the 2023-2024 school year. School systems that exceeded the 1.0 percent threshold must complete an alternate assessment justification and request a review of data and procedures related to alternate state assessments. The Every Student Succeeds Act (ESSA) requires the Department to make these justifications publicly available, provided that personally identifiable information about an individual student is not revealed.

School System Name: George Washington Carver High School

Enter the percentage of students who participated in the alternate assessment during the 2022-2023 school year. This information was disseminated to your school system via FTP on or before March 25, 2024.

LEAP Connect Participation by Subject	Participation Percentage for SY 2022-2023
ELA: LEAP Connect Participation	3.9 %
Math: LEAP Connect Participation	3.9 %
Science: LEAP Connect Participation	5.2 %

1. Explain why the alternate assessment participation rate of 1.0 percent was exceeded for the 2022-2023 school year. **School systems must select Not Applicable (NA) or Applicable (A) for each option below. Applicable must be chosen for at least one of the following and may be chosen for more than one of the following options:**
 - a. **If applicable, provide a brief description with supporting data** that identifies specific programs or circumstances within the school system that may contribute to higher enrollments of students identified with significant cognitive disabilities that would result in an alternate assessment participation rate in excess of 1.0 percent. (Example: The school system has schools, community

and/or health facilities that draw large numbers of students with significant cognitive disabilities.):

In the 22-23 school year, G.W. Carver High School’s continuum of services included two specialized programs for students who qualify for a LEAP Connect diploma (Essential Skills and REACH). Both programs are highly specialized programs that serve students with mild to severe exceptionalities in 9th-12th grades. As a result, middle schools in New Orleans often refer families of students who qualify for the LEAP Connect diploma to enroll in our school. These programs provide targeted instruction aligned to the LEAP Connect standards along with transitional services and supports

- b. If applicable, briefly describe** how a small overall student enrollment in the school system contributes to the likelihood that even a small number of students found eligible to participate in an alternate assessment would result in a participation rate in excess of 1.0 percent. (Example: The total tested population is less than 300 and the total number of students participating in the alternate assessment is 3 or less.):

Since our school system or LEA consists of only 1 school compared to a district that may have a specialized program, the overall number of students enrolled is significantly lower than a typical district while the number of students who qualify for LEAP Connect is higher since families and students are preferencing our school given the specialized programs that are available as part of our continuum of services. In addition, currently students with IEPs make up 19% of the 740 students enrolled, reflecting that families of students with disabilities are choosing our school at a higher rate than other schools in our charter system.

- c. If applicable, briefly describe other or additional justification of variables** that may contribute to the school system’s alternate assessment participation rate in excess of 1.0 percent:

The mission of our school is to prepare all students for college success and lives of unlimited opportunity. As a result of our commitment to providing a full continuum of services and supporting all students, families and students with disabilities are choosing to enroll in our school at a higher rate to ensure they receive an excellent education.

2. The school system verifies that all students participating in the alternate assessment meet Louisiana’s participation criteria as outlined in State Board of Elementary and Secondary Education (BESE) Bulletin 1530-Louisiana’s IEP Handbook for Students with Exceptionalities.

By submitting this form, the school system assures that the following actions are being taken to comply with the 1% participation cap threshold:

- a. Review of Student Records

	Number of Reviewed Student Records	Number of Records Compliant with Eligibility Criteria	Number of Records Non-Compliant with Eligibility Criteria	Corrective Actions Taken (If Applicable)
Elementary School Students	n/a	n/a	n/a	n/a

Middle School Students	n/a	n/a	n/a	n/a
High School Students	6	6	n/a	n/a
Total Number of Files	6	6	n/a	n/a

- b. The school system assures that any disproportionality in the percentage of students in any subgroup participating in the alternate assessment will be addressed through strategic actions. (Examples: Including all stakeholders in decision-making, conducting annual reviews, addressing the unique needs of English Learners (ELs), continuing education/professional development, reviewing criteria/state guidance for the alternate assessment qualification).

Special Education Lead Administrator Signature*: <i>Francesca Antonucci</i>	Date: 04/10/2024
Printed Name: Francesca Antonucci	
Superintendent / Charter Lead Administrator Signature*: <i>Jerel Bryant</i>	Date: 04/11/2024
Printed Name: Jerel Bryant	

*Required signatures. Original signatures should be kept on file at the school system.

To submit this justification form, please sign and upload to the DM FTP by **April 12, 2024**.

Division of Diverse Learners

Alternate Assessment

Participation Review Process

School System Participation Justification

The Department is providing 2022-2023 school year alternate assessment data to school systems for review. If your school system assessed more than 1.0 percent of students using an alternate assessment in the 2022-2023 school year, we anticipated that your school system assessed more than 1.0 percent of students with an alternate assessment in the 2023-2024 school year. School systems that exceeded the 1.0 percent threshold must complete an alternate assessment justification and request a review of data and procedures related to alternate state assessments. The Every Student Succeeds Act (ESSA) requires the Department to make these justifications publicly available, provided that personally identifiable information about an individual student is not revealed.

School System Name: Livingston Collegiate Academy

Enter the percentage of students who participated in the alternate assessment during the 2022-2023 school year. This information was disseminated to your school system via FTP on or before March 25, 2024.

LEAP Connect Participation by Subject	Participation Percentage for SY 2022-2023
ELA: LEAP Connect Participation	5.9 %
Math: LEAP Connect Participation	5.9 %
Science: LEAP Connect Participation	8.1 %

1. Explain why the alternate assessment participation rate of 1.0 percent was exceeded for the 2022-2023 school year. **School systems must select Not Applicable (NA) or Applicable (A) for each option below. Applicable must be chosen for at least one of the following and may be chosen for more than one of the following options:**
 - a. **If applicable, provide a brief description with supporting data** that identifies specific programs or circumstances within the school system that may contribute to higher enrollments of students identified with significant cognitive disabilities that would result in an alternate assessment participation rate in excess of 1.0 percent. (Example: The school system has schools, community

and/or health facilities that draw large numbers of students with significant cognitive disabilities.):

In the 22-23 school year, Livingston Collegiate Academy’s continuum of services included two specialized programs for students who qualify for a LEAP Connect diploma (Essential Skills and REACH). Both programs are highly specialized programs that serve students with mild to severe exceptionalities in 9th-12th grades. As a result, middle schools in New Orleans often refer families of students who qualify for the LEAP Connect diploma to enroll in our school. These programs provide targeted instruction aligned to the LEAP Connect standards along with transitional services and supports.

A

- b. **If applicable, briefly describe** how a small overall student enrollment in the school system contributes to the likelihood that even a small number of students found eligible to participate in an alternate assessment would result in a participation rate in excess of 1.0 percent. (Example: The total tested population is less than 300 and the total number of students participating in the alternate assessment is 3 or less.):

Since our school system or LEA consists of only 1 school compared to a district that may have a specialized program, the overall number of students enrolled is significantly lower than a typical district while the number of students who qualify for LEAP Connect is higher since families and students are preferencing our school given the specialized programs that are available as part of our continuum of services. In addition, currently students with IEPs make up 19% of the 568 students enrolled, reflecting that families of students with disabilities are choosing our school at a higher rate than other schools in our charter system.

A

- c. **If applicable, briefly describe other or additional justification of variables** that may contribute to the school system’s alternate assessment participation rate in excess of 1.0 percent:

The mission of our school is to prepare all students for college success and lives of unlimited opportunity. As a result of our commitment to providing a full continuum of services and supporting all students, families and students with disabilities are choosing to enroll in our school at a higher rate to ensure they receive an excellent education.

2. The school system verifies that all students participating in the alternate assessment meet Louisiana’s participation criteria as outlined in State Board of Elementary and Secondary Education (BESE) Bulletin 1530-Louisiana’s IEP Handbook for Students with Exceptionalities.

By submitting this form, the school system assures that the following actions are being taken to comply with the 1% participation cap threshold:

- a. Review of Student Records

	Number of Reviewed Student Records	Number of Records Compliant with Eligibility Criteria	Number of Records Non-Compliant with Eligibility Criteria	Corrective Actions Taken (If Applicable)
Elementary School Students	n/a	n/a	n/a	n/a

Middle School Students	n/a	n/a	n/a	n/a
High School Students	6	6	n/a	n/a
Total Number of Files	6	6	n/a	n/a

- b. The school system assures that any disproportionality in the percentage of students in any subgroup participating in the alternate assessment will be addressed through strategic actions. (Examples: Including all stakeholders in decision-making, conducting annual reviews, addressing the unique needs of English Learners (ELs), continuing education/professional development, reviewing criteria/state guidance for the alternate assessment qualification).

Special Education Lead Administrator Signature*: <i>Francesca Antonucci</i>	Date: 04/10/2024
Printed Name: Francesca Antonucci	
Superintendent / Charter Lead Administrator Signature*: <i>Jerel Bryant</i>	Date: 04/11/2024
Printed Name: Jerel Bryant	

*Required signatures. Original signatures should be kept on file at the school system.

To submit this justification form, please sign and upload to the DM FTP by **April 12, 2024**.