

LEAP Mathematics Calculator Policy

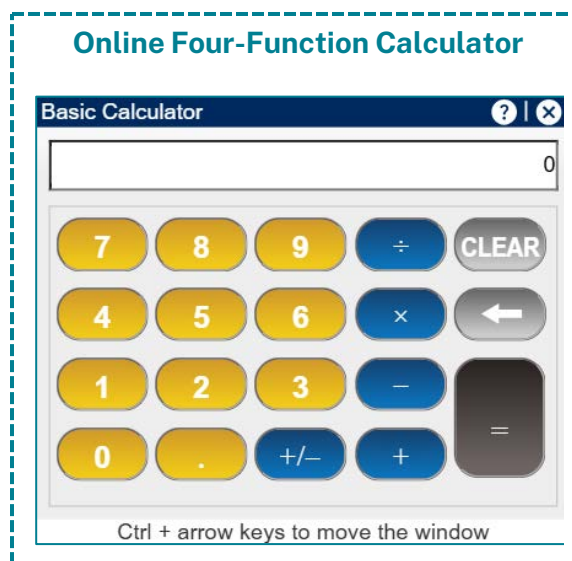
Contents

Grades 3-5 Calculator Policy	1
Grades 6-7 Calculator Policy	2
Grade 8 Calculator Policy.....	3
High School Calculator Policy	4

Grades 3-5 Calculator Policy

Students are not allowed to use calculators during any session of the mathematics tests.

For students with the approved accommodation for calculator use, a four-function calculator must be provided for all sessions. Square root, percent, memory, and +/- keys are also allowed, but not required. An online calculator (shown) will be available for all sessions, but a hand-held calculator is allowed. The student should use the calculator they have used regularly throughout the school year in their classroom and are most familiar with, provided their regular-use calculator is not outside the boundaries of what is allowed. If a student needs an adaptive calculator (e.g., large key, talking), the student may bring his or her own or the school may provide one, as long as it is specified in his or her approved IEP or IAP. Test administrators **must confirm** that memory on all calculators has been cleared **before and after** the testing sessions.



The following irregularities will result in voided tests and are **not permitted**.

- Calculators with the following features are **not permitted**: Computer Algebra System (CAS) features; “QWERTY” keyboards; paper tape; talk or make noise, unless specified in IEP/IAP; and tablet, laptop (or PDA), phone-based, or wristwatch.
- Students **may not** share calculators within a testing session.

If schools or school systems permit students to bring their own calculators, test administrators must confirm that the calculators meet all the requirements defined above.

Grades 6-7 Calculator Policy

Session 1: Students are not allowed to use a calculator.

Sessions 2 and 3: Students are allowed to use a four-function calculator.

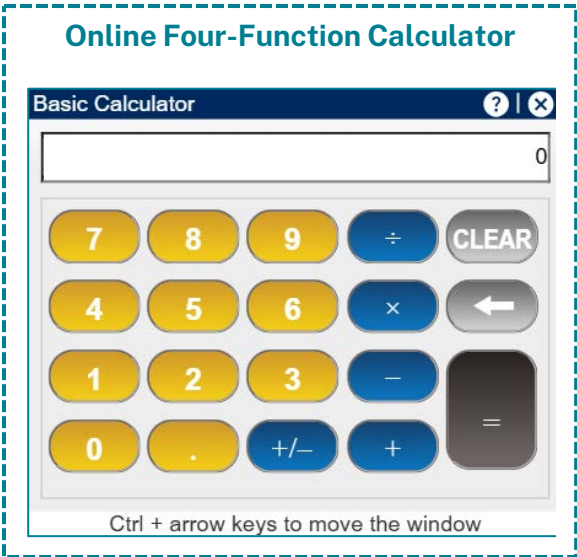
For students with the approved accommodation for calculator use, a four-function calculator **must** be provided during **all** test sessions. Square root, percent, memory, and +/- keys are also allowed, but not required. An online calculator (shown) will be available for all sessions, but a hand-held calculator is allowed. The student should use the calculator they have used regularly throughout the school year in their classroom and are most familiar with, provided their regular-use calculator is not outside the boundaries of what is allowed. If a student needs an adaptive calculator (e.g., large key, talking), the student may bring his or her own or the school may provide one, as long as it is specified in his or her approved IEP or IAP. Test administrators **must**

confirm that memory on all calculators has been cleared **before and after** the testing sessions.

The following irregularities will **result in voided tests and are not permitted**.

- Calculators with the following features are **not permitted**: Computer Algebra System (CAS) features; “QWERTY” keyboards; paper tape; talk or make noise, unless specified in IEP/IAP; and tablet, laptop (or PDA), phone-based, or wristwatch.
- Students **may not** share calculators within a testing session.

If schools or school systems permit students to bring their own calculators, test administrators must confirm that the calculators meet all the requirements defined above. The following table includes calculator information by session for both general testers and testers with approved accommodations for calculator use.

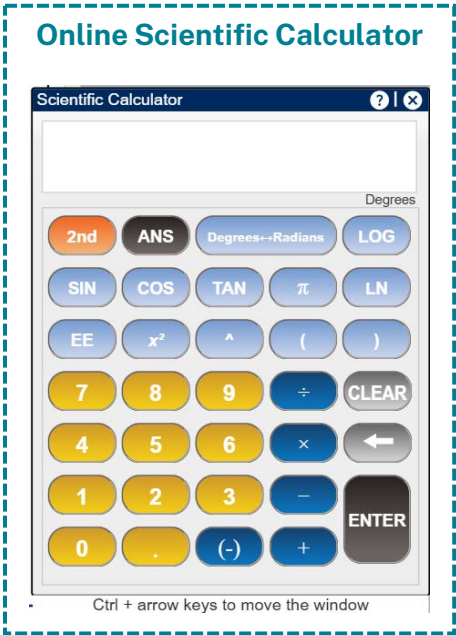


Grade 8 Calculator Policy

Session 1: Students are not allowed to use a calculator.

Sessions 2 and 3: Students are allowed to use a scientific calculator.

For students with the approved accommodation for calculator use, a scientific calculator **must** be provided during **all** test sessions. An online calculator (shown) will be available for all sessions, but a hand-held calculator is allowed. The student should use the calculator they have used regularly throughout the school year in their classroom and are most familiar with, provided their regular-use calculator is not outside the boundaries of what is allowed. If a student needs an adaptive calculator (e.g., large key, talking), the student may bring his or her own or the school may provide one, as long as it is specified in his or her approved IEP or IAP. With an approved and documented accommodation, a student may also use a hand-held four-function calculator **in addition to** the scientific calculator; the four-function calculator may have square root, percent, memory, and +/- keys. Test administrators **must confirm** that memory on all calculators has been cleared **before and after** the testing sessions.



The following irregularities will **result in voided tests and are not permitted**.

- Scientific calculators **must not** have graphing capabilities.
- Calculators with the following features are **not permitted**: Computer Algebra System (CAS) features; “QWERTY” keyboards; paper tape; talk or make noise, unless specified in IEP/IAP; and tablet, laptop (or PDA), phone-based, or wristwatch.
- Students **may not** share calculators within a testing session.

If schools or school systems permit students to bring their own calculators, test administrators must confirm that the calculators meet all the requirements defined above. The following table includes calculator information by session for both general testers and testers with approved accommodations for calculator use.

High School Calculator Policy

Session 1a: Students are not allowed to use a calculator.

Sessions 1b, 2, and 3: Students are allowed to use graphing (recommended) and scientific calculators.

For students with the approved accommodation for calculator use, a graphing calculator (recommended) and/or a scientific calculator **must** be provided during **all** test sessions. An online calculator (shown) will be available for all sessions, but a hand-held calculator is allowed. The student should use the calculator they have used regularly throughout the school year in their classroom and are most familiar with, provided their regular-use calculator is not outside the boundaries of what is allowed. If a student needs an adaptive calculator (e.g., large key, talking), the student may bring his or her own or the school may provide one, as long as it is specified in his or her approved IEP or IAP. Test administrators **must confirm** that memory on all calculators has been cleared **before and after** the testing sessions.

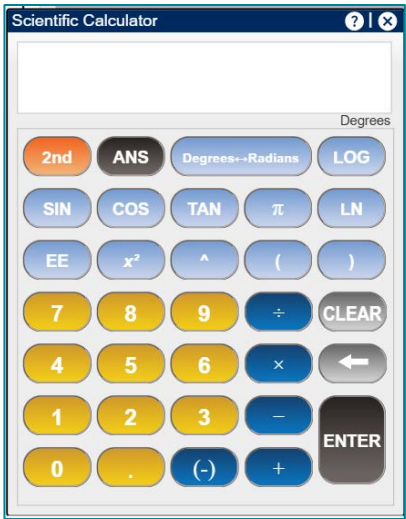
The following irregularities will **result in voided tests and are not permitted**.

- Calculators with the following features are **not permitted**: Computer Algebra System (CAS) features; “QWERTY” keyboards; paper tape; talk or make noise, unless specified in IEP/IAP; and tablet, laptop (or PDA), phone-based, or wristwatch.
- Students **may not** share calculators within a testing session.

The online graphing calculator is available outside the test platform at <https://www.desmos.com/calculator>.

If schools or school systems permit students to bring their own calculators, test administrators must confirm that the calculators meet all the requirements defined above. The following table includes calculator information by session for both general testers and testers with approved accommodations for calculator use.

Online Scientific Calculator



Online Graphing Calculator

