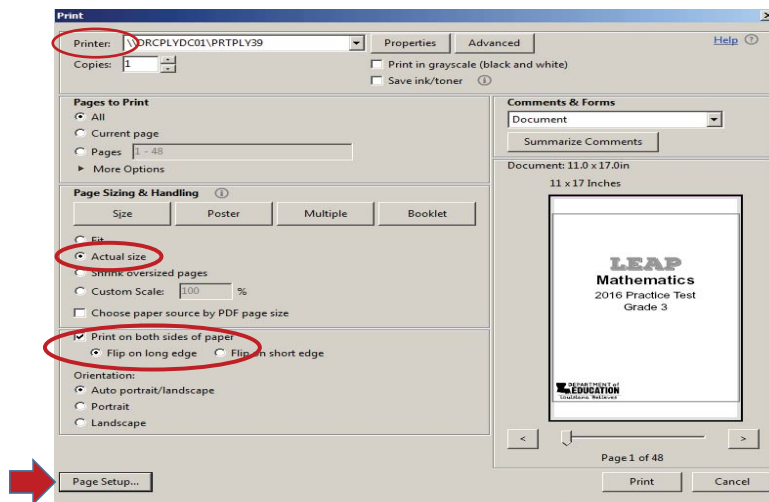


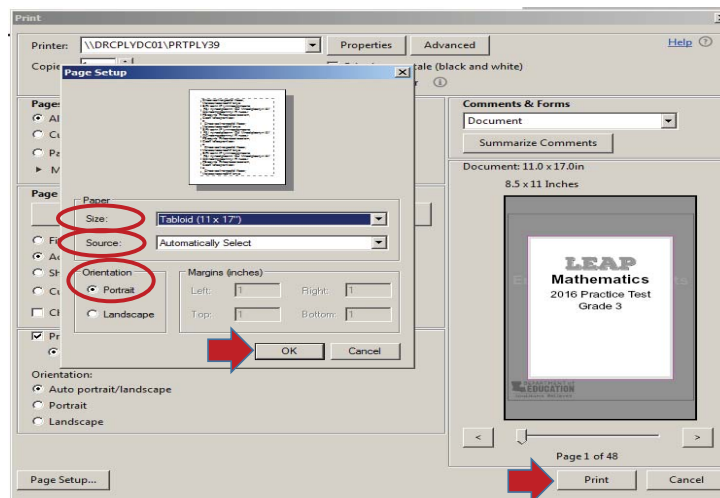
INSTRUCTIONS FOR PRINTING THIS DOCUMENT

This document has been specially formatted to ensure it meets the specifications of the large-print accommodation. It must be printed on 11" x 17" paper. Please follow the instructions below to ensure the document prints correctly.

1. Open the PDF file.
2. Click on "File", and on the drop-down menu that appears, select "Print". The Print window will pop up (see example below).
3. Make sure "Actual size" is selected.
4. If the printer has the capacity to print double-sided, select the "Print on both sides of paper" option and the "Flip on long edge" option may be selected.
5. Then select the "Page Setup..." button in the lower left corner.



6. In the Page Setup screen (see below) make sure to select the correct size option in the Size dropdown menu. It may be called "(11 x 17)" or "Tabloid (11 x 17)" or something similar.
7. Allow the Source field to default to "Automatically Select".
8. Orientation must be set to "Portrait".
9. Then select the "OK" button to save changes and close the Page Setup screen.
10. Finally, select the "Print" button.



LEAP 2025

English Language Arts

Practice Test

Grade 3

Form

Session 1

Literary Analysis Task

Directions:

Today you will take Session 1 of the Grade 3 English Language Arts Practice Test. Read each passage and question. Then follow the directions to answer each question. Mark your answers by completely filling in the circles in your test booklet. Do not make any stray pencil marks outside of the circles. If you need to change an answer, be sure to erase your first answer completely.

One of the questions will ask you to write a response. Write your response in the space provided in your test booklet. Only responses written within the provided space will be scored.

If you do not know the answer to a question, you may go on to the next question. If you finish early, you may review your answers and any questions you did not answer in this session **ONLY**. Do not go past the stop sign.

GO ON ►

Today you will read and think about the folktales “Coyote and Fire” and “How Big Bear Stuck to the Sky.” As you read these texts, you will gather information and answer questions about how the illustrations help you understand the folktales so you can write an essay.

Read the folktale “Coyote and Fire.” Then answer questions 1 through 3.

Coyote and Fire

A Folktale from the Pacific Northwest

by D.M. Souza

- 1 Long ago when the world was young, people did not have Fire. They ate their meat and salmon raw. When cold winds blew, or snow covered the ground, they could not warm their houses. Only the skookums had Fire. These three evil sisters lived high on a mountain and would not share with anyone.
- 2 One icy cold winter, the people met Coyote on the road. “Please, Coyote,” they begged, “capture Fire from the skookums or we will freeze.”
- 3 “I will do what I can,” he said.
- 4 That night Coyote climbed the snow-covered mountain where the skookums lived. When he reached the top, he spotted Fire in the distance. Moving closer, he saw one of the skookums sitting in front of a house, warming herself by Fire.
- 5 For a long time Coyote watched until the skookum went to the door and called, “Sister, sister, get up. It’s your turn to guard Fire.”
- 6 The second sister appeared and took her place. After a while, she called the third sister. Coyote could hear the sleepy one yawning and groaning loudly inside.
- 7 “She is taking so long to come out, maybe I could seize Fire now,” Coyote whispered to himself. “But the skookums are swift. They would surely catch me before I got very far. I must think of a good plan.”
- 8 Coyote thought and thought, but his mind was foggy. So he asked his sisters, the three huckleberries who lived in his stomach. They were wise. They would surely know what to do. And they did.
- 9 Carefully, Coyote listened to their plan. Then he went back down the mountain and called together all the animals to tell them what they must do.
- 10 The next evening Coyote trudged up the mountainside again. Patiently he watched while the first two skookums took their turns in front of Fire. When the last sister was called, again only yawns and groans drifted outside.
- 11 Quick as an arrow, Coyote raced into the open, seized a burning stick, and ran across the snowy field.
- 12 “Aieeee, a thief!” Two skookums began chasing Coyote and throwing ice and snow at him.

GO ON ►

- 13 Coyote's legs moved faster and faster. His feet barely touched the ground. Still, the skookums came closer. He could feel their fiery breath on his fur. One of the skookums grabbed the tip of his tail. Her hot hand burned it black. (Even today all coyotes have black tips on their tails.)
- 14 At last Coyote reached a thicket of shrubs and fell to the ground exhausted. Just at that moment Cougar jumped out, seized the burning stick, and disappeared down the mountainside. For a minute the skookums were confused. But soon they were racing after Cougar.
- 15 When Cougar reached a grove of trees, Fox was waiting. She took the burning stick and ran until she came to a tall tree. There Squirrel grabbed the flaming torch, raced up the trunk, and jumped from branch to branch. She leaped along even as the flickering flame burned a black spot on the back of her neck, and her tail curled forward. (Even today squirrels have black spots on their necks and their tails curl forward.)
- 16 At the forest's edge, the skookums almost caught up with Squirrel. That's when Antelope took the stick of Fire, sped across a meadow, and handed it to Deer. One animal after another passed Fire on, keeping it just out of reach of the skookums, until it became a tiny hot coal.

**GO ON ►**

- 17 Frog swallowed the coal and hopped away, but he wasn't quick enough. A skookum grabbed hold of his tail. So Frog took the biggest leap he had ever taken and left his tail in the skookum's hand. (Even today frogs do not have tails.)
- 18 Finally Frog slipped into a river and swam to the other side. By now he was too tired to jump again. He spit out the coal, and it landed on Wood. Wood swallowed it.
- 19 The skookums looked at one another. Neither one knew how to take Fire from Wood. With a heavy sigh and a shrug of their shoulders, they turned back and returned home to their still sleeping sister.
- 20 Meanwhile, Coyote told all the people to stand in a circle around Wood. He gathered branches and leaves and piled them high. Then he began rubbing two pieces of Wood together.
- 21 Minutes passed. The people watched. Suddenly sparks flew up. Coyote blew and blew as Fire slipped out of Wood. The flames danced higher and higher, and the people came closer, smiling when they felt Fire's warmth. Now they could cook their food and warm their homes. (Even today people know how to draw Fire out of Wood.)

Reprinted by permission of SPIDER magazine, January 2010 copyright © 2010 by Carus Publishing Company.

GO ON ►

1. **Part A**

What is the meaning of **trudged** as it is used in paragraph 10?

- Ⓐ leaped high
- Ⓑ curled tightly
- Ⓒ walked slowly
- Ⓓ floated around

Part B

Which sentence from the folktale helps the reader understand the meaning of **trudged**?

- Ⓐ “That night Coyote climbed the snow-covered mountain where the skookums lived.” (paragraph 4)
- Ⓑ “His feet barely touched the ground.” (paragraph 13)
- Ⓒ “Just at that moment Cougar jumped out, seized the burning stick, and disappeared down the mountainside.” (paragraph 14)
- Ⓓ “That’s when Antelope took the stick of Fire, sped across a meadow, and handed it to Deer.” (paragraph 16)

2. **Part A**

What does Coyote do in order to steal Fire from the skookums?

- Ⓐ He learns how to outrun them.
- Ⓑ He waits until they are asleep inside the house.
- Ⓒ He tricks the other animals into getting Fire for him.
- Ⓓ He asks his wise sisters to help him create a successful plan.

Part B

Which detail from “Coyote and Fire” supports the answer to Part A?

- Ⓐ “Carefully, Coyote listened” (paragraph 9)
- Ⓑ “. . . called together all the animals to tell them what they must do.” (paragraph 9)
- Ⓒ “. . . yawns and groans drifted outside.” (paragraph 10)
- Ⓓ “Quick as an arrow, Coyote raced”(paragraph 11)

GO ON ►

3. **Part A**

Which statement explains why Coyote steals Fire from the skookums?

- Ⓐ The skookums are evil, and Coyote wants to trick them.
- Ⓑ Coyote seeks power and wants to rule all the people and animals.
- Ⓒ The people are cold, and Coyote agrees to help them.
- Ⓓ Coyote enjoys challenges and can do things that no one else can do.

Part B

Which sentence from the passage **best** supports the answer in Part A?

- Ⓐ “‘Please, Coyote,’ they begged, ‘capture Fire from the skookums’” (paragraph 2)
- Ⓑ “When he reached the top, he spotted Fire in the distance.” (paragraph 4)
- Ⓒ “He could feel their fiery breath on his fur.” (paragraph 13)
- Ⓓ “One of the skookums grabbed the tip of his tail.” (paragraph 13)

Read the Native American folktale “How Big Bear Stuck to the Sky.” Then answer questions 4 through 6.

How Big Bear Stuck to the Sky

A Native American Legend

Retold by Kathleen Muldoon

- 1 Once upon a time when Earth was young, Winter ruled. Snow and ice covered mountains and rivers, fields and forests. So hard was the floor between Earth and Sky that Sun could not peek through to warm the ground.
- 2 Animals that survived this harsh cold hunted to provide what little food they could for their young. A big bear, called Fisher because the magic in his tail helped him catch fish, decided it was time to bring Summer to Earth.
- 3 So Fisher invited all of Earth’s creatures to a meeting.
- 4 “We will find a way to warm Earth,” he said. “Sun will bring grass and flowers and birds. We must reach the Great Spirit and ask for help. Who will go with me to the place where Earth is closest to Sky?”
- 5 Otter, Lynx, and Wolverine agreed to accompany Fisher on his journey. They traveled across frozen lakes and rivers. Icy twigs snapped as they tramped through snowy woods. They climbed hills and slid through valleys.
- 6 Fisher swished his magical, stubby tail in the frigid waters and caught fish for them to eat along the way. After many days, he led them to the top of the tallest mountain on Earth, so high it almost tickled Sky.
- 7 There Fisher stood on his back paws and stretched, swiping his front claws on Sky’s floor. But he made only a tiny scratch. He could not break through to Sky.
- 8 “Let me try,” cried Otter.



GO ON ►

- 9 He jumped so high his head thumped the sky floor. Otter fell back to Earth and WHOOSH! Down the mountain he slid, riding on his belly all the way to the bottom.
- 10 Next Lynx took a step back and pounced at Sky. THUNK! She hit her head so hard that she fell unconscious¹ to the snow. Wolverine pushed her aside.
- 11 “I am the strongest,” he growled.
- 12 Wolverine leaped against Sky’s floor, once, twice, three times. Finally, he caused the tiniest of cracks to appear. He jumped again and again, widening the crack into a hole. Soon Wolverine climbed through the sky hole, followed by Fisher.
- 13 All at once, birds of every color and size surrounded them. Some swooshed through Wolverine’s hole and flew over Earth, spreading Sky’s warmth with each flap of their wings.
- 14 Soon Sun sent its rays through the hole, and Fisher and Wolverine watched as snow on the mountain-top began to melt.
- 15 “We must make the hole bigger,” Fisher said. He twitched his magic tail. Then, using his sharp teeth, he gnawed off more pieces of the sky floor.
- 16 Suddenly a band of Sky People ran toward them.
- 17 “Stop, thieves,” they cried, brandishing² bows and arrows. “Stop stealing our warmth!”
- 18 Wolverine escaped through the hole and tumbled down the mountainside back to Earth. But Fisher kept working. By the time the Sky People reached him, he’d widened the hole enough so that Sun could warm Earth for half of every year.



¹unconscious—not awake because of an injury

²brandishing—waving something in anger or excitement

- 19 Fisher ran from the Sky People’s arrows and climbed to the top of a tall tree. But one arrow struck Fisher’s tail and he began falling. Before he could hit Sky’s floor, the Great Spirit, admiring Fisher’s persistence³, took pity on the bear. He adorned⁴ Fisher with stars, and set him in a place of honor in the sky. If you look to Sky on a starry night, you will see him there still.
- 20 The Great Bear constellation, also called Ursa Major, is one of the largest and easiest star groupings to find in the sky. This is because one group of stars within it looks like a soup ladle and is called the Big Dipper. It forms the back end and tail of the whole constellation, which resembles a bear.
- 21 On a clear night, if you study the northern sky, you will see Ursa Major if you look first for the Big Dipper. Ursa Major is highest in the spring sky and lowest in the autumn because, according to Native American legend, Bear is looking for a place to hibernate⁵ before winter.

³persistence—the quality of refusing to give up

⁴adorned—decorated

⁵hibernate—to rest or be inactive for the winter

“How Big Bear Stuck to the Sky” by Kathleen Muldoon, illustrations by Robert Meganck from Spider Magazine’s November/December 2011 issue, copyright © 2011 by Carus Publishing Company. Reprinted by permission of Spider Magazine.

GO ON ►

4. **Part A**

Which phrase matches the meaning of **frigid** as it is used in paragraph 6 of “How Big Bear Stuck to the Sky”?

- Ⓐ very cold
- Ⓑ very thick
- Ⓒ full of light
- Ⓓ full of stars

Part B

Which detail from “How Big Bear Stuck to the Sky” **best** supports the answer to Part A?

- Ⓐ “. . . across frozen lakes and rivers.” (paragraph 5)
- Ⓑ “. . . caused the tiniest of cracks to appear.” (paragraph 12)
- Ⓒ “. . . sent its rays through the hole” (paragraph 14)
- Ⓓ “. . . you will see Ursa Major” (paragraph 21)

5. **Part A**

What is the central message of “How Big Bear Stuck to the Sky”?

- Ⓐ Stealing is never the right thing to do.
- Ⓑ Working hard to complete a task will be rewarded.
- Ⓒ Real friends do not abandon each other, especially in times of need.
- Ⓓ People will fight to protect what is theirs, even if they should share it.

Part B

Which sentence from “How Big Bear Stuck to the Sky” supports the answer to part A?

- Ⓐ “So hard was the floor between Earth and Sky that Sun could not peek through to warm the ground.” (paragraph 1)
- Ⓑ “He jumped again and again, widening the crack into a hole.” (paragraph 12)
- Ⓒ “Wolverine escaped through the hole and tumbled down the mountainside back to Earth.” (paragraph 18)
- Ⓓ “Before he could hit Sky’s floor, the Great Spirit, admiring Fisher’s persistence, took pity on the bear.” (paragraph 19)

GO ON ►

6. Part A

Why was Fisher given a place to live in the sky?

- Ⓐ The Sky People chased Fisher and his friends into the sky.
- Ⓑ The Great Spirit rewarded Fisher for trying to warm Earth.
- Ⓒ The Great Spirit decided Fisher would look beautiful in the sky.
- Ⓓ The Sky People punished Fisher for trying to steal warmth from them.

Part B

Which sentence from “How Big Bear Stuck to the Sky” supports the answer to Part A?

- Ⓐ “There Fisher stood on his back paws and stretched” (paragraph 7)
- Ⓑ “All at once, birds of every color and size surrounded them.” (paragraph 13)
- Ⓒ ““Stop stealing our warmth!”” (paragraph 17)
- Ⓓ “But Fisher kept working.” (paragraph 18)

Refer to the folktales “Coyote and Fire” and “How Big Bear Stuck to the Sky.” Then answer question 7.


7. Look at the illustrations from the folktales. Write an essay describing how each illustration helps the reader understand the characters’ actions in each folktale. Be sure to use evidence from **each** folktale to support your response.

A large rectangular box containing 20 horizontal lines for writing an essay response.

GO ON ►

Blank writing area with horizontal lines for text entry.






You have come to the end of the Literary Analysis Session of the test.

- **Review your answers from the Literary Analysis Session only.**
- **Then close your test booklet and sit quietly or read silently.**





Session 2

Research Simulation Task

Directions:

Today you will take Session 2 of the Grade 3 English Language Arts Practice Test. Read each passage and question. Then follow the directions to answer each question. Mark your answers by completely filling in the circles in your test booklet. Do not make any stray pencil marks outside of the circles. If you need to change an answer, be sure to erase your first answer completely.

One of the questions will ask you to write a response. Write your response in the space provided in your test booklet. Only responses written within the provided space will be scored.

If you do not know the answer to a question, you may go on to the next question. If you finish early, you may review your answers and any questions you did not answer in this session **ONLY**. Do not go past the stop sign.

GO ON ►

Today you will research life in the Arctic. You will read the article “Life in a Deep Freeze” and a passage from the article “Inuit.” As you review these sources, you will gather information and answer questions about life in the Arctic so you can write an essay.

Read the article “Life in a Deep Freeze.” Then answer questions 8 through 10.

Life in a Deep Freeze

by Sandra Markle

How do animals survive the Arctic’s c-c-cold winters?

- 1 It’s noon and dark and very cold—minus 30°F. Snow and ice blanket the region. Strong winds blow across ice-covered ocean waters. It’s winter in the Arctic, one of the harshest environments on Earth. But, for many animals, this place is home.
- 2 So just where is the Arctic? It’s about as far north as you can go. It’s the North Polar region—the Arctic Ocean plus the lands bordering it. The landscape varies from high, icy mountains to tundra. That’s a treeless plain where a layer of soil remains frozen all year. Arctic animals have adapted well to their surroundings with some rather clever survival tactics.

ESCAPE ARTISTS

- 3 Some Arctic animals have found clever ways to wait out the long, harsh winters.
- 4 **Grizzly Bear:** This bear spends all spring, summer, and fall eating and storing up fat. Then the bear goes into a special type of sleep. During its winter sleep, the grizzly lives off its stored fat. To conserve energy, the bear’s internal temperature drops a few degrees. Its heart rate slows down too.
- 5 **Collared Lemming:** This furry relative of mice and rats changes its coat from grayish brown to white in winter. It also grows longer front claws. With their claws, lemmings dig tunnels under the wind-packed snow. There they live, protected from the cold and their predators.

THE LAYERED LOOK

- 6 For some animals, being fat means staying alive. That’s especially true for animals that hunt and live in the icy waters of the Arctic Ocean.
- 7 **Walrus:** This animal keeps warm even while digging for clams along the bottom of cold ocean waters. Under its inch-thick hide, the walrus has a nearly six-inch layer of blubber, or fat, to block out the cold. During deep-sea dives, warm blood shifts away from the skin surface to inside the body. This helps the walrus keep its body heat stable at about 99°F. When the walrus moves ashore, blood flows back to the skin.

GO ON ►

- 8 **Harp Seal:** Protected by a thick layer of blubber, the harp seal spends most of its time in icy waters. The seal is a fast swimmer and can stay underwater for 30 minutes at a time. Its speed in the water allows it to escape its predator, the polar bear. In late winter, females climb onto a chunk of ice to give birth. A seal pup is born with a white, fluffy coat, but no blubber. The pup keeps the coat until it develops a layer of blubber. And that happens fast. On a diet of fat-rich mother's milk, a pup can gain over 80 pounds in just three weeks.

DRESSED FOR WINTER

- 9 Like you, many Arctic animals change their coats with the seasons. In winter these animals replace their summer coats with thicker ones to keep them warm when temperatures plunge. They'll wear their winter coats for a long time. Arctic winters can last for eight months.
- 10 **Arctic Hare:** The arctic hare living in the northernmost part of the Arctic stays white all year. But its fur coat grows thicker and longer in winter. The hare has small ears, which protect it too. Can you figure out how? Less skin is exposed to the cold, and small ears lose less body heat than larger ears.
- 11 **Musk Ox:** This animal has lots of hair to keep it warm. In fact the native Inuit people call it *umingmak*, meaning "the animal with skin like a beard." The musk ox's shaggy outer coat covers everything but its feet. Underneath this outer layer of long, coarse hair is even more hair—a soft, woolly coat. The musk ox sheds this undercoat when the weather gets warmer. Musk oxen also have curved hooves with sharp rims. That gives them solid footing on icy slopes.
- 12 **Snowy Owl:** Feathers keep this bird warm. The snowy owl's entire body—even its legs and toes—is covered with soft, fluffy feathers. On top of this coat is still another coat of overlapping feathers. When temperatures drop, the owl crouches on the ground behind an object that can block the wind. The owl stays still. Flying would use up precious heat energy.
- 13 **Arctic Fox:** As winter approaches, the fox replaces its brown summer fur for a longer, heavier snow-white coat. The new coat keeps the fox warm as well as hidden from predators, like the wolf. A special blood flow system helps the fox hang onto its normal body temperature. Warm blood flowing toward the fox's legs heats up the cool blood returning from its feet. That means that the arctic fox has a warm body and cold feet. Having cold feet helps too. Ice doesn't stick to cold toes.

"Life in a Deep Freeze" by Sandra Markle, copyright © 2002 by Sandra Markle. Used by permission of National Geographic Stock. All rights reserved.

8. **Part A**

What does the word **harsh** mean as it is used in paragraph 3 of “Life in a Deep Freeze”?

- Ⓐ located in a faraway region
- Ⓑ physically uncomfortable
- Ⓒ lasting for a long time
- Ⓓ easily managed

Part B

Which **two** sentences from the article help readers understand the meaning of the word **harsh** as it is used in paragraph 3?

- Ⓐ “Strong winds blow across ice-covered ocean waters.” (paragraph 1)
- Ⓑ “It’s about as far north as you can go.” (paragraph 2)
- Ⓒ “This bear spends all spring, summer, and fall eating and storing up fat.” (paragraph 4)
- Ⓓ “The seal is a fast swimmer and can stay underwater for 30 minutes at a time.” (paragraph 8)
- Ⓔ “Like you, many Arctic animals change their coats with the seasons.” (paragraph 9)
- Ⓕ “When temperatures drop, the owl crouches on the ground behind an object that can block the wind.” (paragraph 12)

GO ON ►

9. **Part A**

The author of “Life in a Deep Freeze” begins the article with the question:

How do animals survive the Arctic’s c-c-cold winters?

Which answer to this question reveals the main idea of the article?

- Ⓐ Some animals have fur that changes color with the seasons. Having white fur in the winter helps the animals hide from their predators. Thick fur also keeps the animals warm.
- Ⓑ Animals like the musk ox have a thick outer layer of hair and an undercoat of soft wool. The musk ox can shed the undercoat in the summer when the weather gets warmer.
- Ⓒ Animals use more than one adaptation for surviving in a cold environment. Different animals use different tactics to keep warm, blend in, and hide from their predators.
- Ⓓ Several types of animals have thick layers of blubber. Thick layers of fat can keep animals warm even when they are swimming in icy water. The blubber blocks out the cold.

Part B

Which sentence from the article supports the answer to Part A?

- Ⓐ “But, for many animals, this place is home.” (paragraph 1)
- Ⓑ “Arctic animals have adapted well to their surroundings with some rather clever survival tactics.” (paragraph 2)
- Ⓒ “For some animals, being fat means staying alive.” (paragraph 6)
- Ⓓ “As winter approaches, the fox replaces its brown summer fur for a longer, heavier snow-white coat.” (paragraph 13)

10. **Part A**

How do the section headings: **ESCAPE ARTISTS**, **THE LAYERED LOOK**, and **DRESSED FOR WINTER** help readers better understand the information in the article?

- Ⓐ They help readers locate specific places where animals live.
- Ⓑ Their unusual titles show readers why animals have found clever survival tactics.
- Ⓒ They divide the information about how animals adapt in different ways.
- Ⓓ Their descriptive titles help readers understand the challenges of living in the Arctic.

Part B

Which **two** characteristics are typical of Arctic animals discussed in the section **ESCAPE ARTISTS**?

- Ⓐ sleeping all winter
- Ⓑ covered with feathers
- Ⓒ using fat to block the cold
- Ⓓ growing another coat
- Ⓔ digging under the snow
- Ⓕ protected by blubber

GO ON ►

Read the passage from the article “Inuit.” Then answer questions 11 through 13.

from “Inuit”

by Carol White

- 1 In one of the most remote places in the world, the Canadian Arctic, a people have survived over a thousand years. They are the Inuit. For the Inuit, the Arctic is a place teeming with life. Depending on how far north they live, the Inuit find everything from caribou herds and polar bears to beluga whales. The Inuit have adapted themselves to the various regions they inhabit. At one time they were considered to be among the healthiest people in the world. This is no longer the case; the Inuit lifestyle has changed dramatically over the past decades. The arrival of southerners and modern technology resulted in big changes to the Inuit diet and way of life.
- 2 Today, the Inuit are rediscovering their rich heritage and they are learning to govern themselves in a modern world.

Way of Life

- 3 When you live in an environment that has few plants, there is a very good chance you will become a hunter. The Inuit pride themselves on being great hunters. The Inuit had lots of sea and land animals to hunt. The most important of these were the caribou and the seal. These two animals provided the Inuit with food. Their skin was used for clothing, blankets, tents and boats and their oil was used for cooking and lamps. Bones, ivory and wood were used to make tools. Other animals the Inuit hunted were the walrus, whale, polar bear, musk ox, fox and wolf.

Food

- 4 Because edible plants are scarce in the Arctic, the Inuit ate mostly meat they got from hunting. They ate animals such as caribou, seals, walruses, polar bears, arctic hares, musk oxen, birds such as ptarmigan, and fish such as arctic char, salmon and whitefish. In the summer they also gathered berries and other edible plants.

Clothing

- 5 Seal or walrus intestine is waterproof, and the Inuit scraped, cleaned, soaked and dried the intestines to make waterproof clothing. This kept the people dry, which was important since water freezes quickly in the North. People can get into a lot of trouble if they get wet in the Arctic and then freeze. Besides waterproof clothing, the Inuit also made parkas of caribou fur to wear in the cold winter.
- 6 At one point, scientists in Canada did a study to find out what the warmest winter clothes were. This included clothes that were sewn out of cloth, wool and other fabrics. The caribou jacket was the warmest by far. Even in winter, Inuit could not sleep with their jackets on because they got so hot that they would sweat. Sweat is dangerous in a cold climate because, like water, it freezes.

GO ON ►

Shelter

- 7 At one time the Inuit had a summer home and a winter home. In the summer, the Inuit often lived in tents that they made from caribou hides with wooden frames. In the winter many Inuit lived in sod homes. They would dig a hole in the ground and pile rocks and sod all around the outside to make walls. Pieces of wood or whalebone were used as a frame for the roof, which the Inuit then covered with sod. In both the tents and the sod houses the Inuit built raised platforms at the back for sleeping.
- 8 The Inuit are famous for their igloos. An igloo is built of blocks of snow shaped into a dome. They were mostly used as temporary shelter during winter hunting trips. The igloo is one of the Inuit's best inventions. It is warm and easy to construct. Most Inuit today have settled in villages and live in houses.

Selected text only from Inuit community article from The Kids' Site of Canadian Settlement, by Carol White. Copyright © Government of Canada. Reproduced with the permission of the Minister of Public Works and Government of Services Canada (2013).

GO ON ►

11. **Part A**

What does the word **teeming** suggest as it is used in paragraph 1 of “Inuit”?

- Ⓐ challenging
- Ⓑ abandoned
- Ⓒ plenty
- Ⓓ modern

Part B

Which **two** sentences from the article help readers understand the meaning of the word **teeming** as it is used in paragraph 1?

- Ⓐ “In one of the most remote places in the world, the Canadian Arctic, a people have survived over a thousand years.” (paragraph 1)
- Ⓑ “Depending on how far north they live, the Inuit find everything from caribou herds and polar bears to beluga whales.” (paragraph 1)
- Ⓒ “At one time they were considered to be among the healthiest people in the world.” (paragraph 1)
- Ⓓ “Today, the Inuit are rediscovering their rich heritage and they are learning to govern themselves in a modern world.” (paragraph 2)
- Ⓔ “They ate animals such as caribou, seals, walruses, polar bears, arctic hares, musk oxen, birds such as ptarmigan, and fish such as arctic char, salmon and whitefish.” (paragraph 4)
- Ⓕ “In the summer they also gathered berries and other edible plants.” (paragraph 4)

12. Which **two** statements describe how the Arctic environment has affected the Inuit?
- Ⓐ Because the Arctic is so cold, most Inuit live in small igloos.
 - Ⓑ Because the Arctic is so remote, the Inuit are a peaceful people.
 - Ⓒ To avoid freezing in the wet and cold Arctic conditions, the Inuit make clothing from animal furs and seal intestines.
 - Ⓓ To help make the Arctic more advanced, the Inuit ask visitors to bring in modern technology.
 - Ⓔ Because the Arctic has extreme temperatures, the Inuit avoid going out during wintertime.
 - Ⓕ Because few plants grow in the Arctic, the Inuit have become very good hunters.

13. **Part A**

What is the main idea of the passage from “Inuit”?

- Ⓐ The Inuit are an ancient people living in a remote region.
- Ⓑ The Inuit are skilled at surviving with only what nature provides.
- Ⓒ The Inuit spend all their time hunting animals in order to survive.
- Ⓓ The Inuit have become dependent on modern conveniences in the past few years.

Part B

Which sentence from the passage supports the answer to Part A?

- Ⓐ “For the Inuit, the Arctic is a place teeming with life.” (paragraph 1)
- Ⓑ “The arrival of southerners and modern technology resulted in big changes to the Inuit diet and way of life.” (paragraph 1)
- Ⓒ “Today, the Inuit are rediscovering their rich heritage and they are learning to govern themselves in a modern world.” (paragraph 2)
- Ⓓ “In the summer, the Inuit often lived in tents that they made from caribou hides with wooden frames.” (paragraph 7)

Refer to the article “Life in a Deep Freeze” and the passage from the article “Inuit.” Then answer question 14.

14. Your friend thinks it is impossible for people and animals to live in the Arctic.


Write a letter to your friend explaining it is possible to live in the Arctic. Include information about how people and animals are able to survive in the cold. Use ideas and facts from **both** articles in your letter.

A large rectangular box containing 18 horizontal lines for writing a letter.

GO ON ►

A large rectangular box containing 20 horizontal lines for writing.






You have come to the end of the Research Simulation Session of the test.

- **Review your answers from the Research Simulation Session only.**
- **Then close your test booklet and sit quietly or read silently.**





Session 3

Narrative Writing Task and Reading Passage

Directions:

Today you will take Session 3 of the Grade 3 English Language Arts Practice Test. Read each passage and question. Then follow the directions to answer each question. Mark your answers by completely filling in the circles in your test booklet. Do not make any stray pencil marks outside of the circles. If you need to change an answer, be sure to erase your first answer completely.

One of the questions will ask you to write a response. Write your response in the space provided in your test booklet. Only responses written within the provided space will be scored.

If you do not know the answer to a question, you may go on to the next question. If you finish early, you may review your answers and any questions you did not answer in this session **ONLY**. Do not go past the stop sign.

GO ON ►

GO ON TO NEXT PAGE

GO ON ►

Today you will read the story “A Once-in-a-Lifetime Experience.” Pay close attention to the actions of the characters and the events in the story. Answer the questions to help you prepare to write a narrative story.

Read the story “A Once-in-a-Lifetime Experience.” Then answer questions 15 through 19.

A Once-in-a-Lifetime Experience

by Sandra Beswetherick

- 1 It was my idea to invite Derrick, the new kid in our neighborhood, on our annual father-and-son weekend trip. Derrick had never been camping or fishing.
- 2 “Great idea!” Dad said. “It’ll be a once-in-a-lifetime experience for him, one he’ll never forget.”
- 3 Dad and I didn’t realize how true that would turn out to be.
- 4 The car blew a tire on the way to our campsite. Not an impressive start.
- 5 “A minor setback, that’s all,” Dad said as Derrick and I tumbled out of the car to help.
- 6 It was dark by the time we reached the campsite, got the boat into the water, and set up the tent. There was a stiff, icy breeze blowing off the lake.
- 7 Derrick shivered as he examined the sky. “That isn’t snow, is it?”
- 8 “Snow?” I said.
- 9 “It never snows in March!” Dad protested.
- 10 But those big flakes fell fast and heavy, blanketing the ground.
- 11 I burst out laughing. Derrick grinned. But Dad was horrified. He hustled us into the tent so we wouldn’t catch pneumonia¹ or something. But first he made sure we didn’t track any snow into the tent with us.
- 12 “We need to keep the floor dry,” Dad insisted. “There’s nothing worse than sleeping in wet sleeping bags.”
- 13 He passed out sandwiches after we settled in. “Minor setback,” he assured Derrick. “The snow should be gone tomorrow.” Dad reached for the large bottle of cola to pour us each a drink.
- 14 Maybe the cola was warm, or maybe it had been jostled too much, because when Dad opened it, that bottle erupted like Mount Vesuvius. Cola overflowed like lava. Dad dropped the bottle. It rolled across the tent floor spewing its contents, and we ended up perched on our sleeping bags like castaways adrift² in a cola sea.

¹catch pneumonia—get sick

²adrift—floating

- 15 Derrick clapped both hands over his mouth. His face turned red, and his cheeks ballooned out as if *he* were about to explode, too. From behind his hands came the snuffling and snorting of trapped laughter.
- 16 I tried to keep a straight face, out of respect for Dad—not just because he’d insisted that we keep the tent floor dry, but because he’d wanted this trip to be perfect.
- 17 “Minor setback,” Dad muttered as we soaked up cola with our towels.
- 18 The next morning dawned bright and beautiful, much to Dad’s relief. Derrick stood at the water’s edge, admiring the clear still lake, the tree-lined shore, and the cloudless sky.
- 19 “Wait until you catch your first fish, Derrick,” Dad said as he got the boat ready. “That’s an experience you won’t forget.” Dad turned to me. “Right, Steve?”
- 20 “Right, Dad,” I answered.
- 21 “And wait until you taste some fried, freshly caught fish for breakfast,” Dad said. “Right, Steve?”
- 22 “Right, Dad,” I said, although I thought Dad was trying a little too hard.
- 23 But Derrick didn’t catch his first fish. In fact, none of us felt even a nibble on our lines. This wasn’t a minor setback for Dad. This was a major disaster.
- 24 The silence grew. The still air settled hot and heavy.
- 25 I leaned over the side of the boat. “Fishy,” I sang into the depths of the lake. “Come on, I know you’re down there.” It sure beat sitting around in silence. And we weren’t catching any fish anyway.
- 26 Derrick joined in. “Fishy,” he crooned, looking down into the water. “Here, fish, fish.” When he turned back to me, his eyes were bulged, his mouth was puckered, and he was gulping down air the way a fish gulps water. The perfect fish-face!
- 27 I let out a whoop and made a fish-face of my own, my open hands on either side of my head for gills. “Fishy!”
- 28 Derrick and I turned our fish-faces toward Dad. There sat Dad with the goggled eyes and downturned frown of his favorite fish, the largemouth bass. “Fishy, fishy, bite my hook,” he chanted in a throaty voice, “so I can take you home to cook.”
- 29 Derrick hooted with laughter and fell into the bottom of the boat. Dad’s bass frown upturned into a grin.
- 30 Lucky that Dad’s mood improved when it did, because it was about then that the boat started sinking.

- 31 “Mr. Adams,” Derrick asked, “should there be this much water in your boat?”
- 32 “Holy mackerel!” Dad yelled. He reached for the motor. “You guys, bail!³”
- 33 We barely reached shore, the boat sloshing with water.
- 34 That night, as we sat around the campfire toasting marshmallows, Derrick admitted he’d been worried about coming on the trip. “But it’s been incredible,” he said. “I’ll never forget it. Thanks for inviting me.”
- 35 “You’re welcome,” said Dad. “We’re glad you came.”
- 36 “I wonder what will happen next?” Derrick asked, putting another marshmallow on his stick.
- 37 “Yeah,” I said. “I wonder.”
- 38 As for Dad, he smiled a brave smile.

³bail—scoop water out of the boat

Copyright © 2006 by Highlights for Children, Inc., Columbus, Ohio.

15. **Part A**

Read paragraph 14 from the story.

Maybe the cola was warm, or maybe it had been jostled too much, because when Dad opened it, that bottle erupted like Mount Vesuvius. Cola overflowed like lava. Dad dropped the bottle. It rolled across the tent floor spewing its contents, and we ended up perched on our sleeping bags like castaways adrift in a cola sea.

What does **that bottle erupted like Mount Vesuvius** mean as used in the paragraph?

- Ⓐ The cola bottle was open and floating in the water.
- Ⓑ The cola was bubbling and spilling out.
- Ⓒ The cola bottle was moving around.
- Ⓓ The cola was hot.

Part B

Which detail from paragraph 14 supports the answer to Part A?

- Ⓐ “. . . the cola was warm . . .”
- Ⓑ “. . . jostled too much . . .”
- Ⓒ “. . . overflowed like lava.”
- Ⓓ “. . . perched on our sleeping bags . . .”

GO ON ►

16. **Part A**

Derrick and the narrator start to make fish faces. How does this affect what happens next in the story?

- Ⓐ It helps Dad feel better, and he joins in.
- Ⓑ It upsets Dad, and the boat almost sinks.
- Ⓒ It surprises Dad, and he lets go of the motor.
- Ⓓ It leads Dad to a solution, and they catch fish.

Part B

Choose **two** details from paragraphs 28 through 33 that support the answer to Part A.

- Ⓐ “. . . his favorite fish, the largemouth bass.”
- Ⓑ “‘Fishy, fishy, bite my hook,’ he chanted”
- Ⓒ “Dad’s bass frown upturned into a grin.”
- Ⓓ “. . . the boat started sinking.”
- Ⓔ “. . . should there be this much water in your boat?”
- Ⓕ “We barely reached shore”

17. **Part A**

Derrick asks if there should be water in the boat. How does Dad respond to this event?

- Ⓐ Dad starts to feel better.
- Ⓑ Dad talks about how much fun it is to catch fish.
- Ⓒ Dad is sad that the trip was not a success.
- Ⓓ Dad gets everyone to work together to make it safely back to shore.

Part B

Which detail from the story supports the answer to Part A?

- Ⓐ “And wait until you taste some fried, freshly caught fish” (paragraph 21)
- Ⓑ “You guys, bail!” (paragraph 32)
- Ⓒ “. . . the boat sloshing with water.” (paragraph 33)
- Ⓓ “Thanks for inviting me.” (paragraph 34)

GO ON ►

18. **Part A**

What is a central message of the story?

- Ⓐ People may be surprised by the weather.
- Ⓑ People can be happy even when things go wrong.
- Ⓒ Sometimes it is easy to prepare for new things.
- Ⓓ Something that is here today may be gone soon.

Part B

Which sentence from the story supports the answer to Part A?

- Ⓐ “There was a stiff, icy breeze blowing off the lake.” (paragraph 6)
- Ⓑ “The snow should be gone tomorrow.” (paragraph 13)
- Ⓒ “We’re glad you came.” (paragraph 35)
- Ⓓ “As for Dad, he smiled a brave smile.” (paragraph 38)

19. This story tells about Derrick's first camping trip.

Write Derrick's journal entry about this camping trip. Include information about how the characters responded to the events in the story as you write the journal entry.

A large rectangular box containing 20 horizontal lines for writing a journal entry.

GO ON ►

A large rectangular box containing 20 horizontal lines for writing.

GO ON ►

Read the poem “Shadows.” Then answer questions 20 through 23.

Shadows

by April Pulley Sayre

Shadow of a flower,
Shadow of the moon.
Shadow of a tree trunk,
Shadow of the moon.
5 Searching for shadows,
we run, hop, stare . . .
at lots of shadows
here and there.
Dragonfly shadows
10 zip and pop.
Running horse shadows
never stop!
Our shadowy shapes
shift as we dance.
15 Leg kick! Leg kick!
Prance, prance, prance!
My friend catches
my shadow’s hand.
Hand in shadow,
20 we walk the sand.
A ball and its shadow
fall and meet,
rolling to my
shadow’s feet.
25 We outline shadows
with a piece of chalk.
But later they’ve moved
on the hot sidewalk.
A man keeps a shadow
30 under his hat.
An umbrella opens.
A shadow falls.
Splat!
Clouds move in—

GO ON ►

35 sponging shadows away.
But the shadows return
with the sun. Let's play!
Hand shadows hop
through the tall, green grass.

40 Underwater shadows
Follow four fast bass.
Toe shadows walk
on the bottom of a creek.
Sudden scary shadows

45 make us shriek!
Bird shadows skim
over shrubs and rocks.
Sundial shadows
turn like clocks.

50 Tree shadows make
cool spots to rest.
I think I like
these shadows best.

Shadows" by April Pulley Sayre, copyright © 2008 by April Pulley Sayre. Used by permission. All Rights Reserved.

20. **Part A**

What does the word **shriek** mean as it is used in line 45 of the poem?

- Ⓐ whisper
- Ⓑ giggle
- Ⓒ yell
- Ⓓ flee

Part B

Which word in the lines supports the answer in part A?

- Ⓐ walk (line 20)
- Ⓑ scary (line 44)
- Ⓒ skim (line 46)
- Ⓓ turn (line 49)

GO ON ►

21. **Part A**

Which phrase **best** describes the speaker in the poem?

- Ⓐ someone willing to help others with an important task
- Ⓑ someone comfortable performing before a large audience
- Ⓒ someone who shares books with friends
- Ⓓ someone who enjoys being outside

Part B

Which **two** details from the poem provide evidence for the answer to Part A?

- Ⓐ “Our shadowy shapes” (line 13)
- Ⓑ “My friend catches” (line 17)
- Ⓒ “under his hat.” (line 30)
- Ⓓ “through the tall, green grass.” (line 39)
- Ⓔ “on the bottom of a creek.” (line 43)
- Ⓕ “make us shriek!” (line 45)

22. **Part A**

How is the central message conveyed in “Shadows”?

- Ⓐ through a description of things that make shadows
- Ⓑ through a description of the actions of the speaker
- Ⓒ through a description of how shadows move
- Ⓓ through a description of the setting

Part B

Which lines from the poem give an example of the answer in Part A?

- Ⓐ “Searching for shadows, we run, hop, stare . . .” (lines 5–6)
- Ⓑ “We outline shadows with a piece of chalk.” (lines 25–26)
- Ⓒ “But the shadows return with the sun. Let’s play!” (lines 36–37)
- Ⓓ “Bird shadows skim over shrubs and rocks.” (lines 46–47)

23. **Part A**

Which word **best** describes the speaker’s feelings about shadows in lines 1 through 14?


- Ⓐ brave
- Ⓑ curious
- Ⓒ worried
- Ⓓ confused

Part B

Which detail from lines 1 through 14 supports the answer to Part A?

- Ⓐ “Searching for shadows,” (line 5)
- Ⓑ “Dragonfly shadows” (line 9)
- Ⓒ “never stop!” (line 12)
- Ⓓ “shift as we dance.” (line 14)





You have come to the end of the Narrative Writing Task and Reading Passage Session of the test.

- **Review your answers from the Narrative Writing Task and Reading Passage Session only.**
- **Then close your test booklet and sit quietly or read silently.**



Session 4

Reading Literary and Informational Texts

Directions:

Today you will take Session 4 of the Grade 3 English Language Arts Practice Test. Read each passage and question. Then follow the directions to answer each question. Mark your answers by completely filling in the circles in your test booklet. Do not make any stray pencil marks outside of the circles. If you need to change an answer, be sure to erase your first answer completely.

If you do not know the answer to a question, you may go on to the next question. If you finish early, you may review your answers and any questions you did not answer in this session **ONLY**.

GO ON ►

Read the story “An Earful.” Then answer questions 24 through 27.

An Earful

by Dale-Marie Bryan

- 1 “Your homework is to collect sounds,” Mrs. Olson said. She handed out sheets of paper shaped like giant ears. Then she held up a shiny blue kazoo.¹ “Everyone who gets an ‘earful’ will get one of these.” The class laughed.
- 2 Later, Jacob glared out the school bus window. Not fair, he thought. How could he collect enough sounds on his family’s farm? There were plenty of noises in town. If only he lived where tires squealed and sirens wailed.
- 3 Jacob scrambled off the bus when it screeched to a stop at his mailbox. But he wasn’t in the mood to wave as it drove away.
- 4 When he threw open the gate, it groaned like a ghost. That was how he felt about his homework.
- 5 On the porch, Jacob knelt beside the kittens curled on the rug. They sounded like tiny motors when they purred.
- 6 “I’m home!” Jacob called. He thumped his book bag down on a kitchen chair.
- 7 The rocker in the nursery stopped creaking.
- 8 “How was school?” his mother asked, walking in with his baby brother on her shoulder. She was patting his little back.
- 9 “I’ve got homework,” Jacob grumbled.
- 10 The baby burped, and Jacob laughed. “That’s what I think about it too!”
- 11 “Have a snack before you do your chores,” his mother said. She took the animal crackers down from the cupboard.
- 12 Jacob rattled the carton. Not many left. He crunched two tigers, three lions, and a seal, then gulped down some milk. *Grrr, roar, ork!* If only animal crackers were real. He would have plenty of noises to list!
- 13 Goldie, Jacob’s collie, woofed² as Jacob walked toward the barn. Her puppies were yipping in a straw-filled stall. Jacob plinked³ dog-food pellets into their pan, and the pups snuffled and crunched.
- 14 In the chicken house, Jacob shooed two cackling hens from their nests. He slipped their warm eggs into his pocket. Wouldn’t it be funny if he forgot about the eggs and they hatched? He’d have a peeping pocket!
- 15 In the corral, a black cow napped in the sun. Jacob woke her when he poured corn into her pan. “Moo, thank you!” she seemed to say.

¹kazoo—a small musical instrument

²woofed—a sound made by a dog

³plinked—a sound made when an object hits metal

- 16 *Tap, clatter, clink.* Dad drove the tractor into the yard. The lid on the tractor's smokestack⁴ rattled when it chuffed⁵ and chugged to a stop.
- 17 "How was school?" Dad asked, stepping down from the cab.
- 18 Jacob shrugged. "OK, I guess," he said. "I have some homework."
- 19 Jacob put the eggs in the kitchen, then climbed to his tree house. He could see Dad's beehives by the hay field. Six hives usually meant plenty of humming. But today he couldn't hear it over the scolding of the blue jays and the chattering of the sparrows. How could a person think?
- 20 "QUIET!" Jacob shouted.
- 21 Suddenly, he sat up straight. Cows mooed and puppies yipped. Chickens cackled in their yard. When Goldie began barking below, Jacob grinned. There were plenty of noises on the farm. "I hear you!" he called.
- 22 He hurried down from the tree. He had an earful of homework to do.

⁴smokestack—a pipe that lets out smoke

⁵chuffed—a sound made by a tractor

"An Earful" by Dale-Marie Bryan from HIGHLIGHTS FOR CHILDREN, INC. Copyright © 2005.

24. **Part A**

Why is it important to the story that Mrs. Olson assigns the students in Jacob’s class to collect sounds?

- Ⓐ Her assignment makes it harder for Jacob to complete his chores.
- Ⓑ Her assignment makes Jacob learn something new about his farm.
- Ⓒ Her assignment helps teach Jacob about the need to do homework early.
- Ⓓ Her assignment helps Jacob talk to his parents about something important.

Part B

Which sentence from the story supports the answer to Part A?

- Ⓐ “‘I’m home!’ Jacob called.” (paragraph 6)
- Ⓑ “‘I’ve got homework,’ Jacob grumbled.” (paragraph 9)
- Ⓒ “How could a person think?” (paragraph 19)
- Ⓓ “When Goldie began barking below, Jacob grinned.” (paragraph 21)

GO ON ►

25. **Part A**

Why does Jacob think the homework assignment is unfair?

- Ⓐ He wants to play in his tree house.
- Ⓑ He thinks his farm does not have any noises.
- Ⓒ He has to do his chores before doing his homework.
- Ⓓ He knows his parents do not have time to help him with his homework.

Part B

Which sentence from the story supports the answer to Part A?

- Ⓐ “If only he lived where tires squealed and sirens wailed.” (paragraph 2)
- Ⓑ “‘How was school?’ his mother asked, walking in with his baby brother on her shoulder.” (paragraph 8)
- Ⓒ “Jacob woke her when he poured corn into her pan.” (paragraph 15)
- Ⓓ “He could see Dad’s beehives by the hay field.” (paragraph 19)

26. **Part A**

What event happens that makes Jacob pay attention to the sounds on his farm?

- Ⓐ Jacob collects eggs while doing his chores.
- Ⓑ Jacob talks with his dad by the tractor in the yard.
- Ⓒ Jacob hears the loud birds while he is in his tree house.
- Ⓓ Jacob eats in the kitchen and imagines sounds he would like to hear.

Part B

Which paragraph in the story supports the answer to Part A?

- Ⓐ paragraph 12
- Ⓑ paragraph 14
- Ⓒ paragraph 17
- Ⓓ paragraph 19

GO ON ►

27. Part A

What is the central message of “An Earful”?

- Ⓐ Make sure to finish your chores before you play.
- Ⓑ There is a lot happening no matter where you are.
- Ⓒ Living on a farm is less exciting than living in a city.
- Ⓓ Homework is difficult to do when there is work to be done.

Part B

Which paragraph from the story **best** supports the answer to Part A?

- Ⓐ paragraph 2
- Ⓑ paragraph 14
- Ⓒ paragraph 21
- Ⓓ paragraph 22

Read the passage from “What Is a Spacewalk?” Then answer questions 28 through 31.

from “What Is a Spacewalk?”

by NASA



NASA—Public Domain

Ed White was the first American to perform a spacewalk.

Why Do Astronauts Go on Spacewalks?

- 1 Astronauts go on spacewalks for many reasons. Spacewalks let astronauts work outside their spacecraft while still in space. Astronauts can do science experiments on a spacewalk. Experiments can be placed on the outside of a spacecraft. This lets scientists learn how being in space affects different things.
- 2 Spacewalks also let astronauts test new equipment. They can repair satellites or spacecraft that are in space. By going on spacewalks, astronauts can fix things instead of bringing them back to Earth to fix.

How Do Astronauts Go on Spacewalks?

- 3 When astronauts go on spacewalks, they wear spacesuits to keep themselves safe. Inside spacesuits, astronauts have the oxygen they need to breathe. They have the water they need to drink.
- 4 Astronauts put on their spacesuits several hours before a spacewalk. The suits are pressurized. This means that the suits are filled with oxygen.

GO ON ►

- 5 Once in their suits, astronauts breathe pure oxygen for a few hours. Breathing only oxygen gets rid of all the nitrogen in an astronaut’s body. If they didn’t get rid of the nitrogen, the astronauts might get gas bubbles in their body when they walk in space. These gas bubbles can cause astronauts to feel pain in their shoulders, elbows, wrists and knees. This pain is called getting “the bends” because it affects the places where the body bends. Scuba divers can also get “the bends.”
- 6 Astronauts are now ready to get out of their spacecraft. They leave the spacecraft through a special door called an airlock. The airlock has two doors. When astronauts are inside the spacecraft, the airlock is airtight so no air can get out. When astronauts get ready to go on a spacewalk, they go through the first door and lock it tight behind them. They can then open the second door without any air getting out of the spacecraft. After a spacewalk, astronauts go back inside through the airlock.



NASA—Public Domain

Astronauts on the International Space Station exit their spacecraft for a spacewalk through the Quest airlock.

How Do Astronauts Stay Safe During Spacewalks?

- 7 When on a spacewalk, astronauts use safety tethers to stay close to their spacecraft. Tethers are like ropes. One end is hooked to the spacewalker. The other end is connected to the vehicle. The safety tethers keep astronauts from floating away into space. Astronauts also use tethers to keep tools from floating away. They tether their tools to their spacesuits.
- 8 Another way astronauts stay safe during spacewalks is by wearing a SAFER. SAFER stands for Simplified Aid for EVA Rescue. SAFER is worn like a backpack. It uses small jet thrusters to let an astronaut move around in space. If an astronaut were to become untethered and float away, SAFER would help him or her fly back to the spacecraft. Astronauts control SAFER with a small joystick, like on a video game.

from “What Is a Spacewalk?” by NASA—Public Domain

GO ON ►

28. **Part A**

How does the first picture in the passage support the idea that spacewalks can be dangerous for astronauts?

- Ⓐ by showing how thin and light the spacesuits are
- Ⓑ by showing an astronaut doing work in space
- Ⓒ by showing how an astronaut is connected to a spacecraft
- Ⓓ by showing a tool used on a spacewalk

Part B

Which detail from the passage **best** supports the answer to Part A?

- Ⓐ “They can repair satellites or spacecraft that are in space.” (paragraph 2)
- Ⓑ “Once in their suits, astronauts breathe pure oxygen for a few hours.” (paragraph 5)
- Ⓒ “These gas bubbles can cause astronauts to feel pain in their shoulders, elbows, wrists and knees.” (paragraph 5)
- Ⓓ “The safety tethers keep astronauts from floating away into space.” (paragraph 7)

GO ON ►

29. **Part A**

What is one kind of important work that astronauts do when they are on a spacewalk?

- Ⓐ Astronauts fly through space to explore during spacewalks.
- Ⓑ Astronauts hook tools onto their spacecraft during spacewalks.
- Ⓒ Astronauts can make repairs to objects during spacewalks.
- Ⓓ Astronauts do scientific tests on their bodies during spacewalks.

Part B

Which detail from the passage supports the answer to Part A?

- Ⓐ “. . . lets scientists learn how being in space affects different things.” (paragraph 1)
- Ⓑ “. . . fix things instead of bringing them back to Earth to fix.” (paragraph 2)
- Ⓒ “. . . can cause astronauts to feel pain in their shoulders, elbows, wrists and knees.” (paragraph 5)
- Ⓓ “. . . to let an astronaut move around in space.” (paragraph 8)

30. **Part A**

What is the connection between paragraphs 4 and 5 of the passage?

- Ⓐ Paragraphs 4 and 5 compare the air in a spacesuit to the air in the spacecraft.
- Ⓑ Paragraphs 4 and 5 show the sequence of steps astronauts take to prepare for a spacewalk.
- Ⓒ Paragraph 4 shows the solution to the problem of having gas bubbles in the blood described in paragraph 5.
- Ⓓ Paragraph 4 shows the effects of staying in a spacesuit too long and paragraph 5 shows the causes.

Part B

Choose **one** detail from paragraph 4 and **one** detail from paragraph 5 that **best** support the answer to Part A.

- Ⓐ “. . . put on their spacesuits . . .” (paragraph 4)
- Ⓑ “. . . hours before a spacewalk.” (paragraph 4)
- Ⓒ “. . . the suits are filled with oxygen.” (paragraph 4)
- Ⓓ “. . . gets rid of all the nitrogen in an astronaut’s body.” (paragraph 5)
- Ⓔ “. . . can cause astronauts to feel pain . . .” (paragraph 5)
- Ⓕ “. . . affects the places where the body bends.” (paragraph 5)

GO ON ►

31. **Part A**

What is the main idea of the passage from “What Is a Spacewalk?”

- Ⓐ Astronauts wear spacesuits that allow them to breathe and move in space.
- Ⓑ Astronauts need special machines to study outer space.
- Ⓒ Astronauts go on spacewalks to do important experiments.
- Ⓓ Astronauts have special tools to stay safe and work in space.

Part B

Which **two** details from the passage support the answer to Part A?

- Ⓐ “Astronauts go on spacewalks for many reasons.” (paragraph 1)
- Ⓑ “This lets scientists learn how being in space affects different things.” (paragraph 1)
- Ⓒ “They can repair satellites or spacecraft that are in space.” (paragraph 2)
- Ⓓ “Once in their suits, astronauts breathe pure oxygen for a few hours.” (paragraph 5)
- Ⓔ “This pain is called getting ‘the bends’ because it affects the places where the body bends.” (paragraph 5)
- Ⓕ “When on a spacewalk, astronauts use safety tethers to stay close to their spacecraft.” (paragraph 7)



You have come to the end of the Reading Literary and Informational Texts Session of the test.

- **Review your answers from the Reading Literary and Informational Texts Session only.**
- **Then close your test booklet and sit quietly or read silently.**



State Board of Elementary and Secondary Education Test Security Policy¹

The Louisiana State Board of Elementary and Secondary Education approved a Test Security Policy on December 10, 1998. This has been periodically revised.

The State Board of Elementary and Secondary Education holds the Test Security Policy to be of utmost importance and deems any violation of test security to be serious.

The State Superintendent of Education may disallow test results that may have been achieved in a manner that is in violation of test security.

In cases in which test results are not accepted because of a breach of test security or action by the Louisiana Department of Education, any programmatic, evaluative, or graduation criteria dependent upon the data shall be deemed not to have been met.

Any teachers or other school personnel who breach test security or allow breaches in test security shall be disciplined in accordance with the provisions of R.S. 17:441 et seq., R.S. 17:81.6 et seq., policy and regulations adopted by the State Board of Elementary and Secondary Education, and any and all laws that may be enacted by the Louisiana Legislature.

¹ Excerpts from *Bulletin 118*

The mission of the Louisiana Department of Education (LDOE) is to ensure equal access to education and to promote equal excellence throughout the state. The LDOE is committed to providing Equal Employment Opportunities and is committed to ensuring that all its programs and facilities are accessible to all members of the public. The LDOE does not discriminate on the basis of age, color, disability, national origin, race, religion, sex, sexual orientation, gender identity, political affiliation, or genetic information. Inquiries concerning the LDOE's compliance with Title IX and other civil rights laws may be directed to the Attorney, LDOE, Office of the General Counsel, P.O. Box 94064, Baton Rouge, LA 70804-9064; 877-453-2721 or customerservice@la.gov. Information about the federal civil rights laws that apply to the LDOE and other educational institutions is available on the website for the Office of Civil Rights, USDOE, at <http://www2.ed.gov/about/offices/list/ocr/index.html>.

This project is made possible through a grant awarded by the State Board of Elementary and Secondary Education from the Louisiana Quality Education Support Fund—8(g).

This public document was published at a cost of \$39,939.00. Seventy thousand (70,000) copies of this document were printed in this first printing at a cost of \$39,939.00. The total cost for the printing of this document, including reprints, was \$39,939.00. This document was published for the Louisiana Department of Education, Office of Academic Policy and Analytics, P.O. Box 94064, Baton Rouge, LA 70804-9064, by Data Recognition Corporation, 13490 Bass Lake Road, Maple Grove, MN 55311. This material was printed in accordance with the standards for printing by state agencies established pursuant to R.S. 43:31 and in accordance with the provisions of Title 43 of the Louisiana Revised Statutes.

To anonymously report testing irregularities, please call the LDOE Assessment Hotline at 1-844-268-7320.

LEAP 2025