

LEAP CONNECT

Practice Test Reference Materials

Mathematics
Grade 5

Reference Materials include required graphics that are to be presented to the student during administration of the LEAP Connect mathematics practice test. Refer to the *Directions for Practice Test Administration (DPTA)* for detailed instructions.

Session 1

Items 1 – 2 Answer Options

Graph 1 showing Point R (Item 3)

Items 3 – 4 Answer Options

Graph 2, “Birds Kelly and Paul Saw” (Item 5)

Item 5 Answer Options

Place Value Chart 1 showing ones, tenths, and hundredths (Item 6)

Item 6 Answer Options

Picture 1 showing two clocks at 1:00 and 3:00 (Item 7)

Item 7 Answer Options

Place Value Chart 1 showing ones, tenths, and hundredths (Item 8)

Item 8 Answer Options

Graph 3, “Marie’s and Peter’s Money Saved” (Item 9)

Items 9 – 10 Answer Options

Number Line 1 showing the point 7.8 (Item 11)

Items 11 – 15 Answer Options

Number Line 2 (Item 16)

Item 16 Answer Options

Number Line 3 showing Wednesday and Thursday (Item 17)

Item 17 Answer Options

Number Lines 4 and 5 showing one-fourth and one-half (Item 18)

Item 18 Answer Options

Blank Coordinate Grid 1 and small object or counter (Item 19)

Item 20 Answer Options

Session 2

Item 21 Answer Options

Picture 2 showing cups and pencils (Item 22)

Item 22 Answer Options

Number Line 5 showing the point 8.7 (Item 23)

Item 23 Answer Options

Picture 3 showing two clocks at 3:00 and 5:00 (Item 24)

Item 24 Answer Options

Number Line 6 showing a point at 2.8 (Item 25)

Items 25 – 26 Answer Options

Picture 4 showing a clock at 12:30 (Item 27)

Item 27 Answer Options

Coordinate Grid 2 showing the points A, B, and C (Item 28)

Items 28 – 30 Answer Options

Number Line 7 showing Monday and Tuesday (Item 31)

Item 31 Answer Options

Picture 5 showing children and height measurements in feet (Item 32)

Items 32 – 33 Answer Options

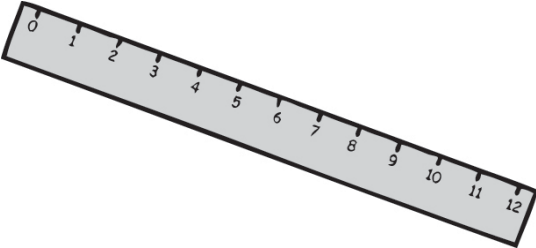
Blank Coordinate Grid 1 and small object or counter (Item 34)

Graph 4, “Kite Flying” (Item 35)

Item 35 Answer Options

Session 1

Session 1 - Item 1 Answer Options



A.



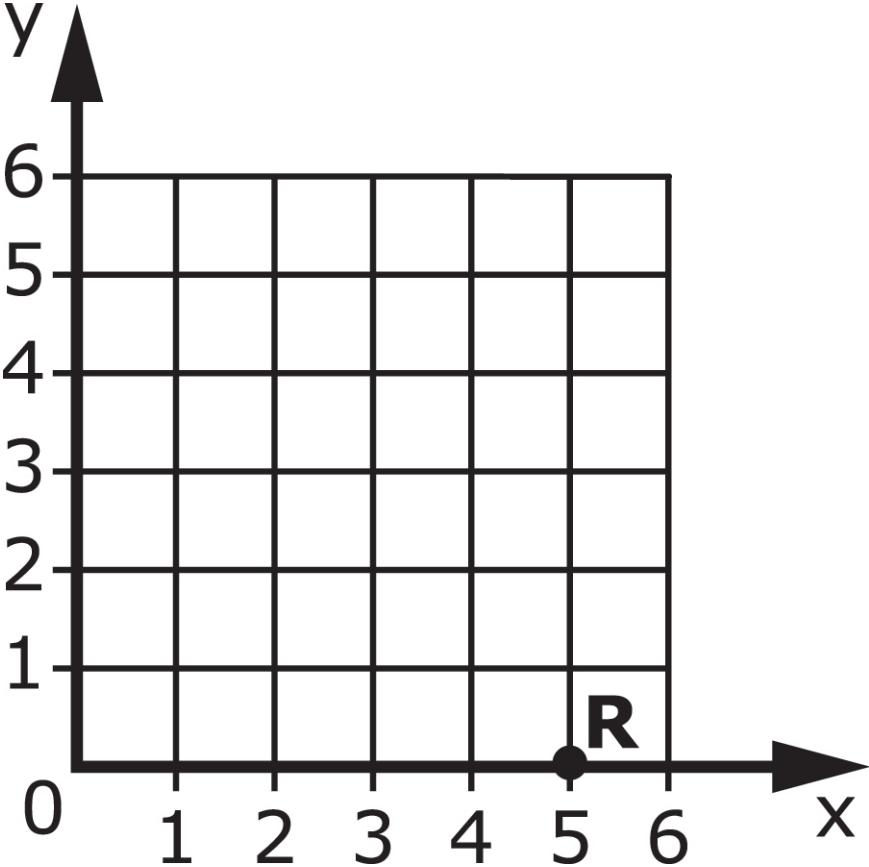
B.

Session 1 - Item 2 Answer Options

A. 4

B. 9

Graph 1 showing Point R (Item 3)



Session 1 - Item 3 Answer Options

A. x-axis

B. y-axis

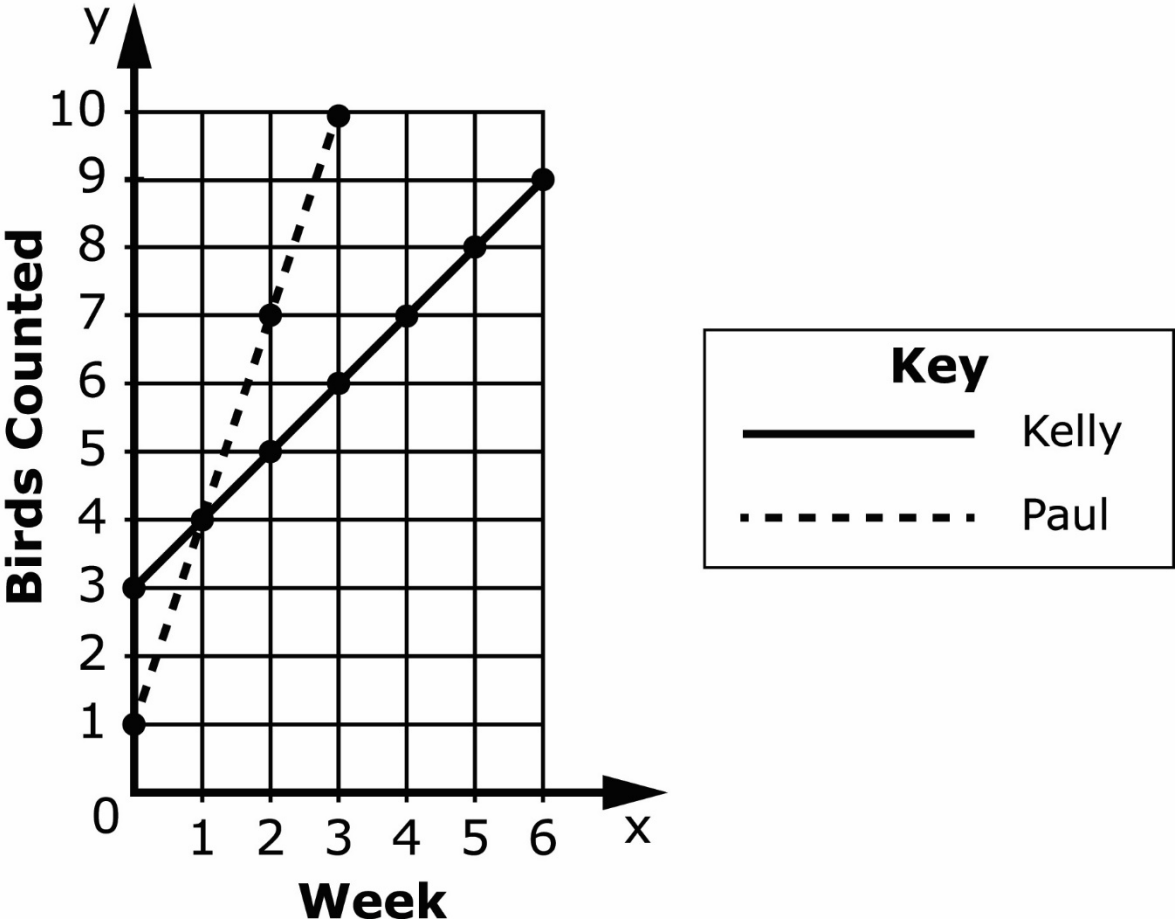
Session 1 - Item 4 Answer Options

A. The number of crayons **decreases**.

B. The number of crayons **increases**.

Graph 2, "Birds Kelly and Paul Saw" (Item 5)

Birds Kelly and Paul Saw



Session 1 - Item 5 Answer Options

A. Week 1

B. Week 2

C. Week 3

Place Value Chart 1 showing ones, tenths, and hundredths (Item 6)

	Ones	
	Decimal	
	Tenths	
	Hundredths	

Session 1 - Item 6 Answer Options

A. ones

B. tenths

C. hundredths

Picture 1 showing two clocks at 1:00 and 3:00 (Item 7)

Start Time



Stop Time



Session 1 - Item 7 Answer Options

A. 1 hour

B. 2 hours

C. 3 hours

Place Value Chart 1 showing ones, tenths, and hundredths (Item 8)

	Ones	
■	Decimal	
	Tenths	
	Hundredths	

Session 1 – Item 8 Answer Options

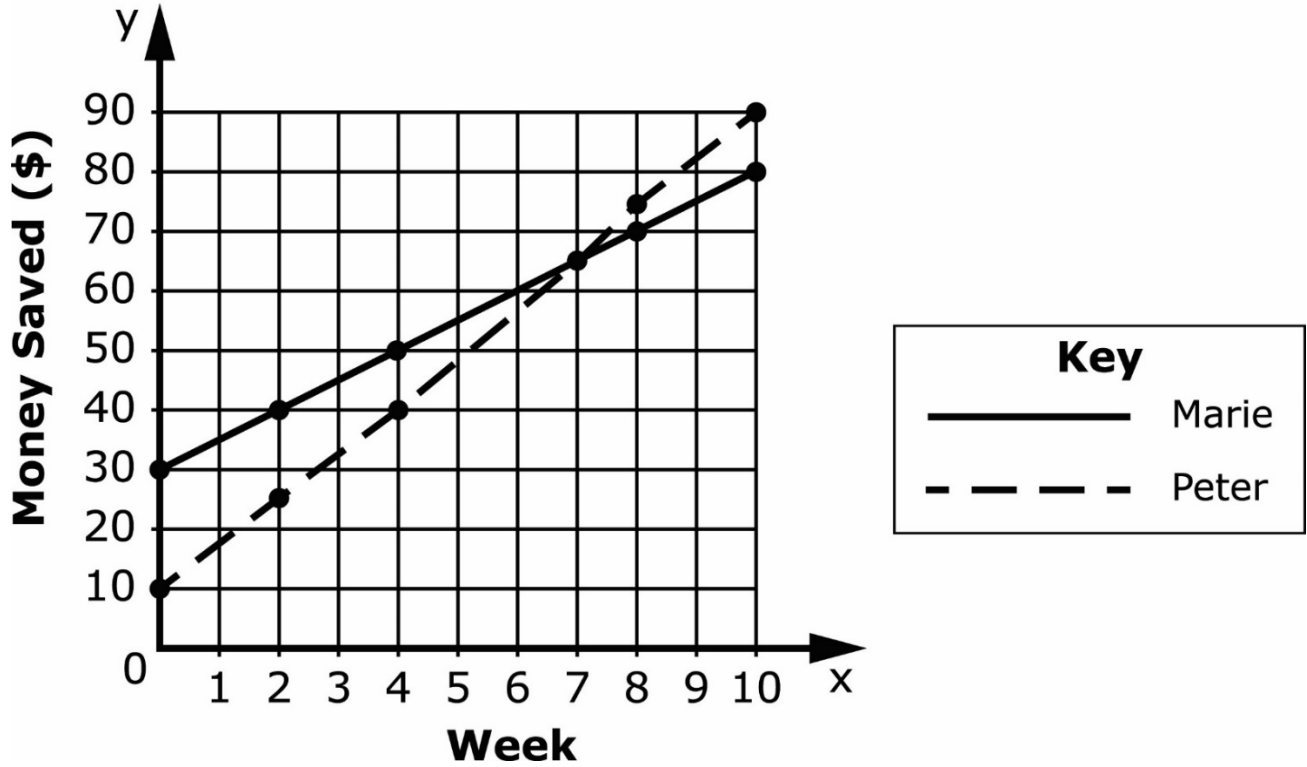
A. ones

B. tenths

C. hundredths

Graph 3, "Marie's and Peter's Money Saved" (Item 9)

Marie's and Peter's Money Saved



Session 1 - Item 9 Answer Options

A. \$10

B. \$15

C. \$20

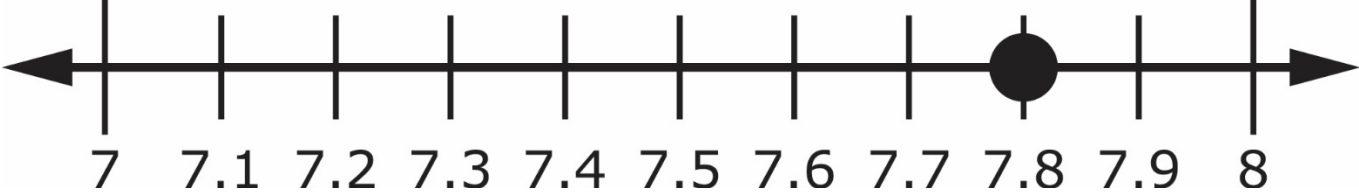
Session 1 - Item 10 Answer Options

A. 9 feet

B. 7 feet

C. 6 feet

Number Line 1 showing the point 7.8 (Item 11)



Session 1 - Item 11 Answer Options

A. 6

B. 7

C. 8

Session 1 - Item 12 Answer Options

A. 4 feet

B. 5 feet

C. 6 feet

Session 1 - Item 13 Answer Options

A. greater than 36

B. less than 36

C. equal to 36

Session 1 - Item 14 Answer Options

A. 6 fish

B. 12 fish

C. 24 fish

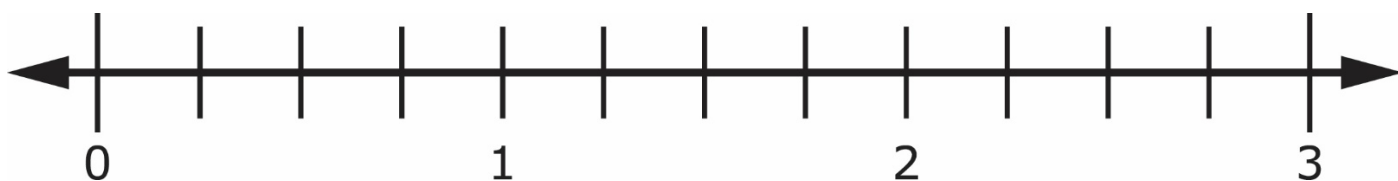
Session 1 - Item 15 Answer Options

A. \$1.53

B. \$2.25

C. \$4.50

Number Line 2 (Item 16)



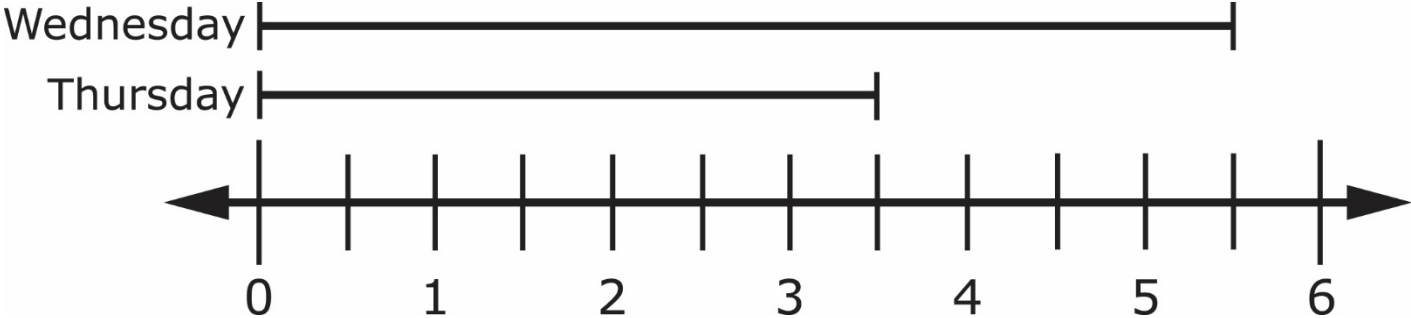
Session 1 - Item 16 Answer Options

A. $2\frac{1}{6}$ miles

B. $2\frac{1}{4}$ miles

C. $2\frac{3}{4}$ miles

Number Line 3 showing Wednesday and Thursday (Item 17)



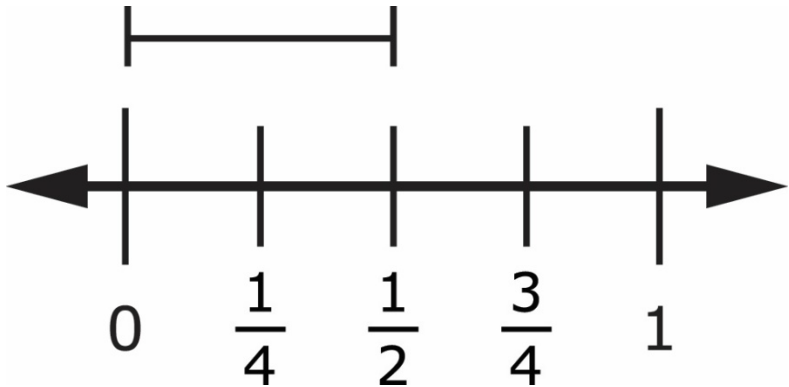
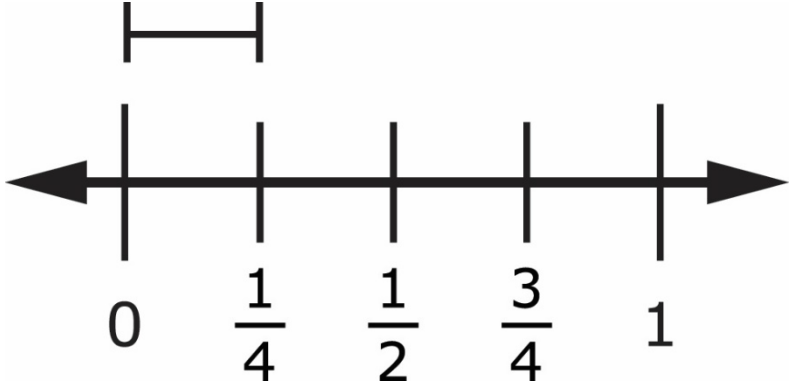
Session 1 - Item 17 Answer Options

A. 1 mile

B. 2 miles

C. 9 mile

Number Lines 4 and 5 showing one-fourth and one-half (Item 18)



Session 1 - Item 18 Answer Options

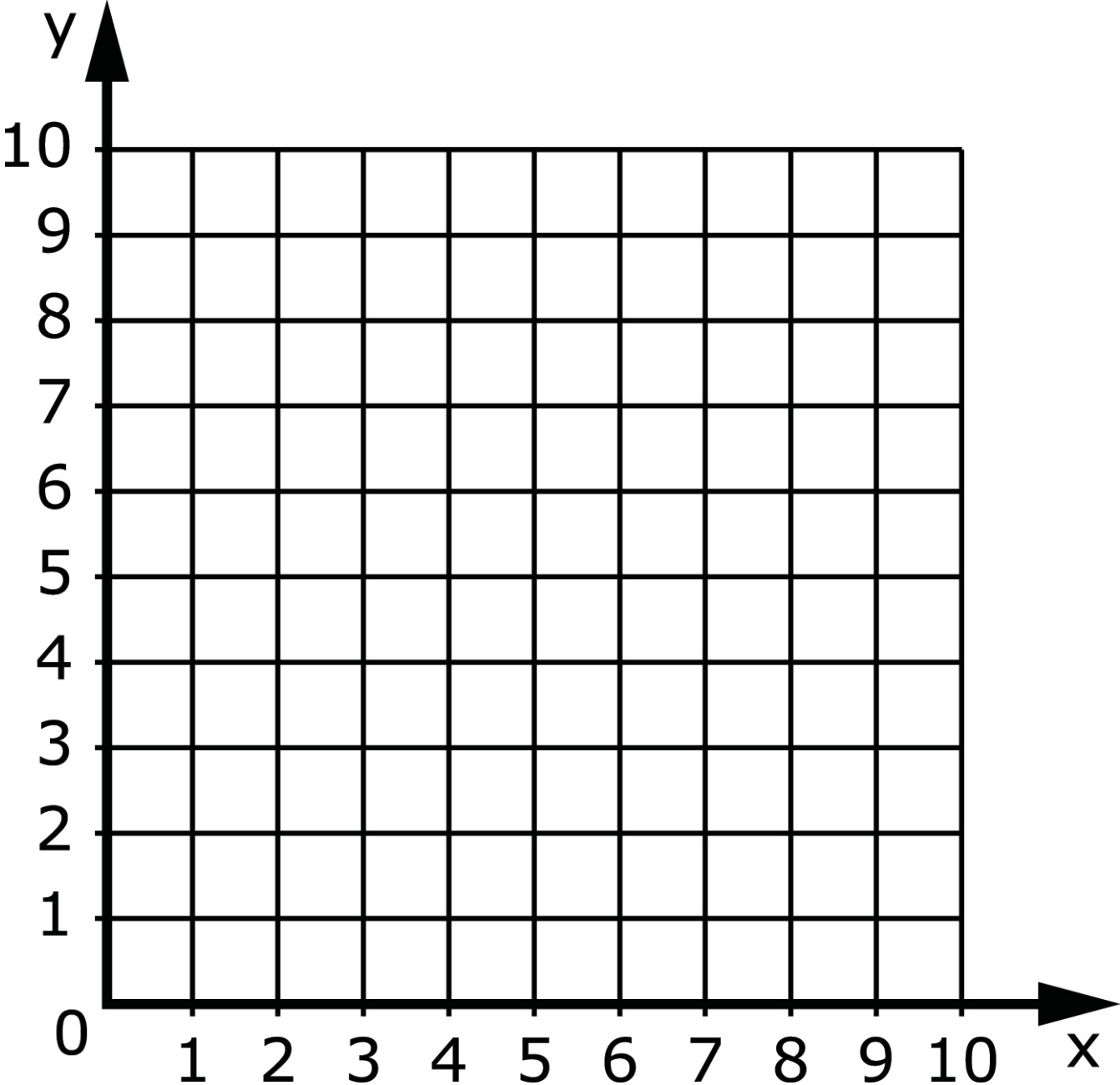
A. $\frac{3}{4}$ hour

B. $\frac{1}{6}$ hour


C. $\frac{1}{8}$ hour

Blank Coordinate Grid 1 (Item 19)

Provide student with Blank Coordinate Grid 1 and a small object or marker. The following will need to be reproduced and cut out for student use.



Session 1 - Item 20 Answer Options



Session 2


Session 2 - Item 21 Answer Options

A. 7 feet


B. 12 feet

C. 14 feet

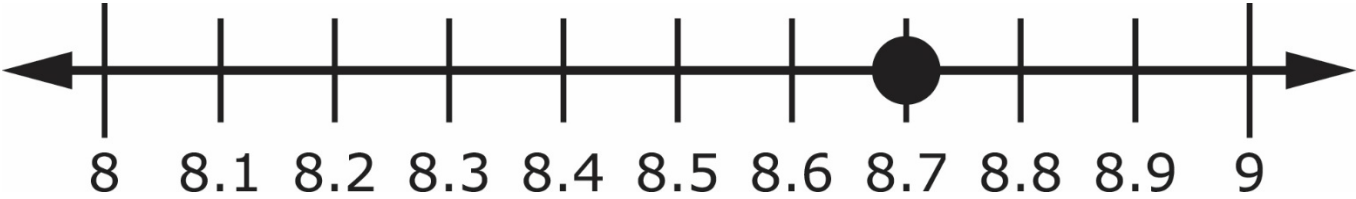
Picture 2 showing cups and pencils (Item 22)



Session 2 - Item 22 Answer Options



Number Line 5 showing the point 8.7 (Item 23)



Session 2 - Item 23 Answer Options

A. 7

B. 8

C. 9

Picture 3 showing two clocks at 3:00 and 5:00 (Item 24)

Start Time



Stop Time



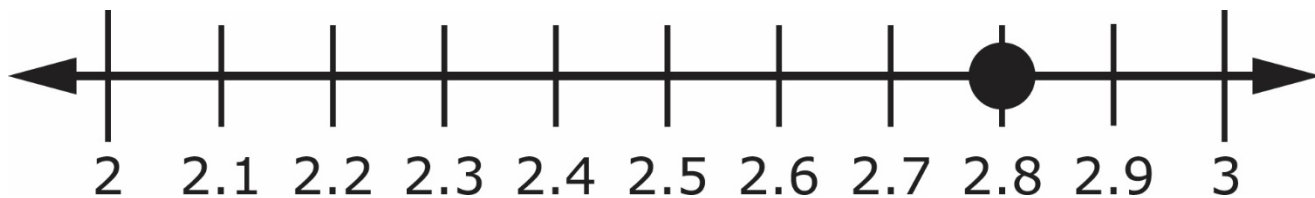
Session 2 - Item 24 Answer Options

A. 2 hours

B. 8 hours

C. 15 hours

Number Line 6 showing a point at 2.8 (Item 25)



Session 2 - Item 25 Answer Options

A. 2

B. 3

C. 4

Session 2 – Item 26 Answer Options

A. greater than

B. less than

C. equal to

Picture 4 showing a clock at 12:30 (Item 27)



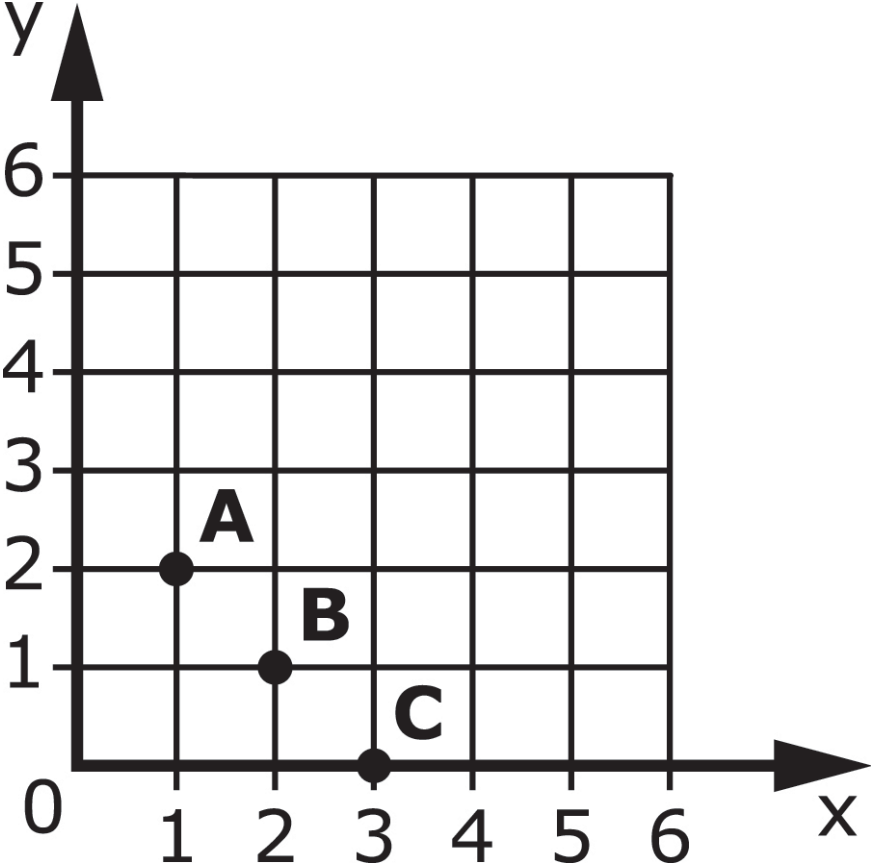
Session 2 - Item 27 Answer Options

A. 60 minutes

B. 120 minutes

C. 180 minutes

Coordinate Grid 2 showing the points A, B, and C (Item 28)



Session 2 - Item 28 Answer Options

A. Point A

B. Point B

C. Point C

Session 2 - Item 29 Answer Options

A. ones

B. tenths

C. hundredths

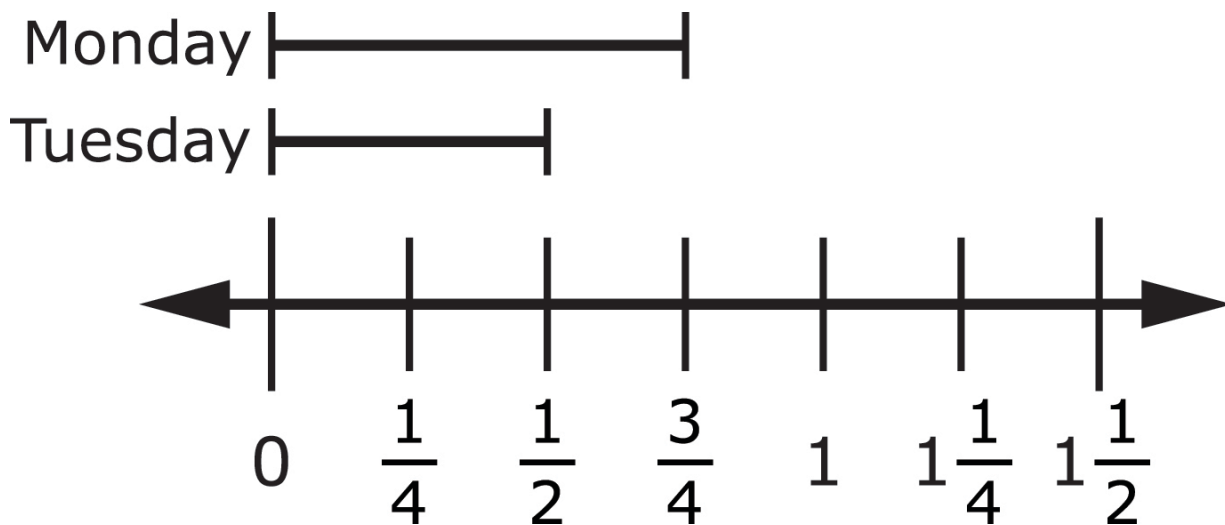
Session 2 - Item 30 Answer Options

A. greater than

B. less than

C. equal to

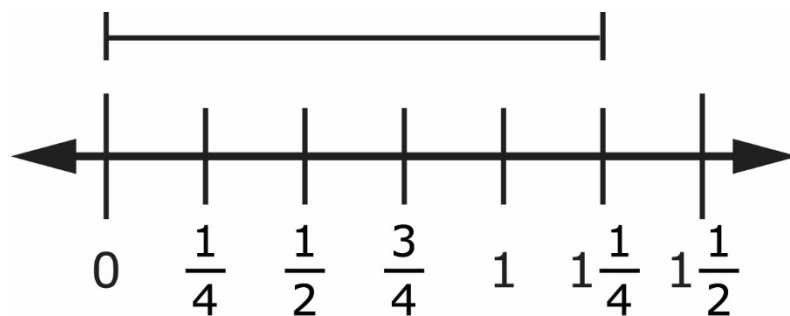
Number Line 7 showing Monday and Tuesday (Item 31)



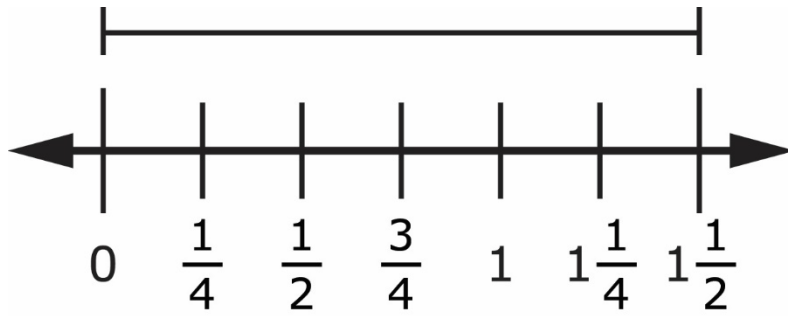
Session 2 - Item 31 Answer Options



A. $\frac{1}{4}$ hour




B. $1\frac{1}{4}$ hours



C.

$1\frac{1}{2}$ hours

Picture 5 showing children and height measurements in feet (Item 32)



Mary



Bob



Session 2 - Item 32 Answer Options

A. 0.2 foot

B. 1.2 feet

C. 10.2 feet

Session 2 - Item 33 Answer Options

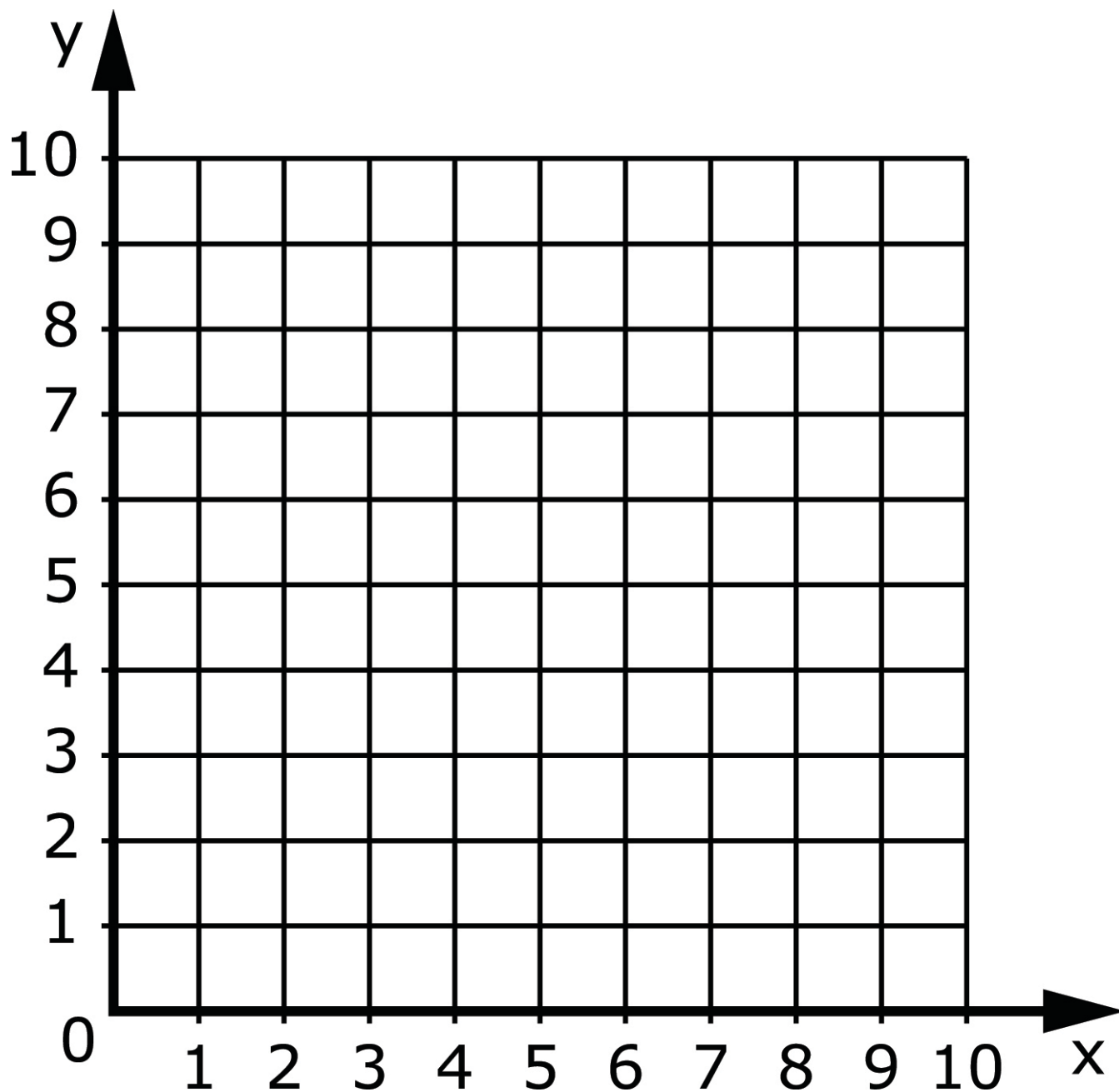
A. 60 boxes

B. 6 boxes

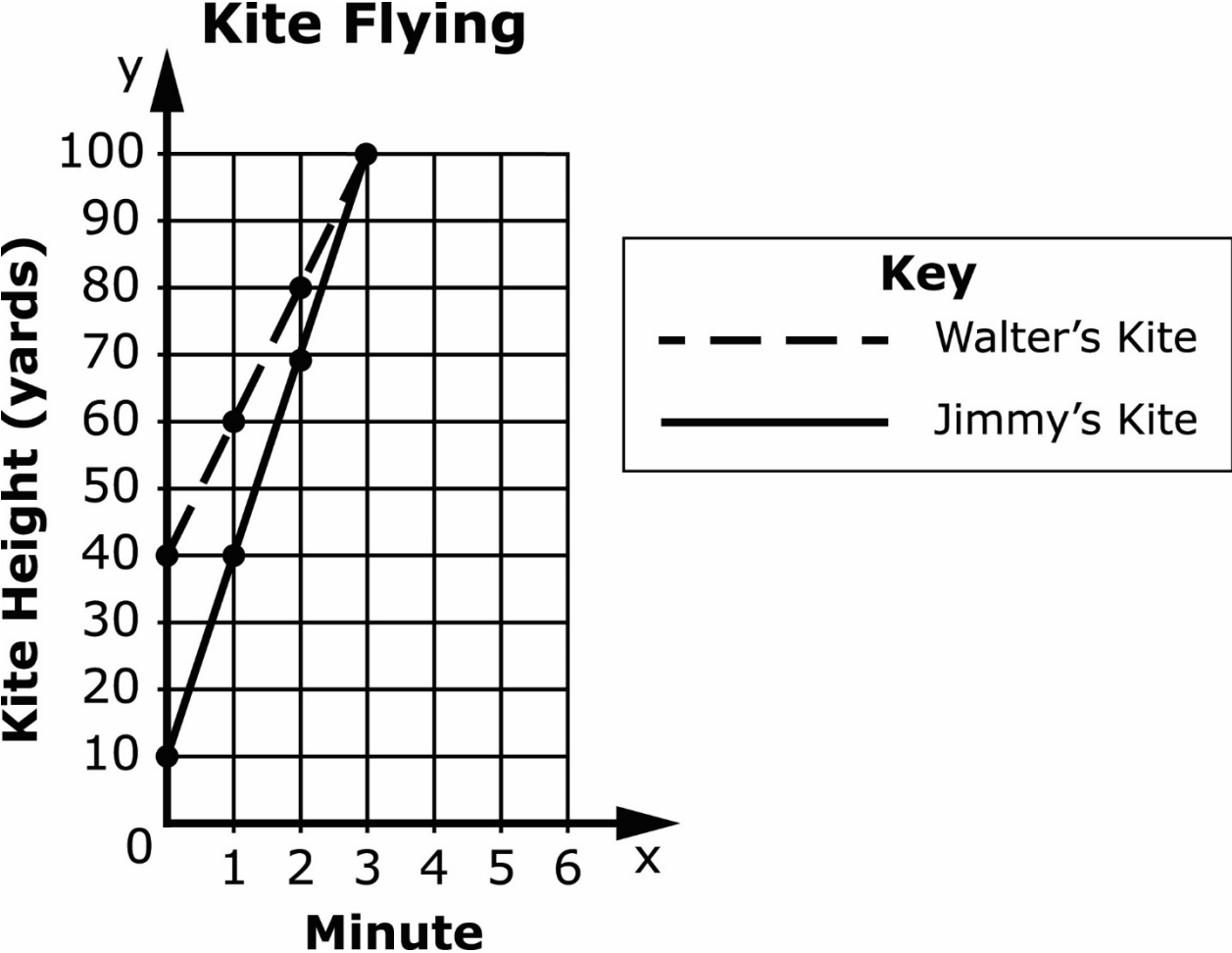
C. 5 boxes

Blank Coordinate Grid 1 (Item 34)

Provide student with Blank Coordinate Grid 1 and a small object or marker. The following will need to be reproduced and cut out for student use.



Graph 4, "Kite Flying" (Item 35)



Session 2 - Item 35 Answer Options

A. 1 yard

B. 10 yards

C. 20 yards

LEAP CONNECT

Practice Test