

LEAP CONNECT

Practice Test Reference Materials

Mathematics
High School

Reference Materials include required graphics that are to be presented to the student during administration of the LEAP Connect mathematics practice test. Refer to the *Directions for Practice Test Administration* (DPTA) for detailed instructions.

Session 1

Graph 1 (Item 1)

Items 1 – 2 Answer Options

*Triangle 1 showing triangle **QRS** (Item 3)*

Item 3 Answer Options

Data Table 1, “Solving Puzzles” and Equation 1 showing $w = p \div 3$ (Item 4)

Item 4 Answer Options

Data Table 2, “Number of Desks” (Item 5)

Item 5 Answer Options

*Triangle 2 showing triangle **LMN** (Item 6)*

Item 6 Answer Options

Data Table 3, “Total Hours Exercised” and Equation 2 showing $2d = h$ (Item 7)

Item 7 Answer Options

Equation 3 showing $12 = 8 + w$ (Item 8)

Item 8 Answer Options

Graph 2 (Item 9)

Item 9 Answer Options

Graph 3 (Item 10)

Item 10 Answer Options

Equation 4 showing $15 = 2h + 7$ (Item 11)

Item 11 Answer Options

Data Table 4, “Don’s Fruit Baskets” (Item 12)

Items 12 – 15 Answer Options

Data Set 1, “Number of Cars” (Item 16)

Item 16 Answer Options

Formula 1 showing the area of a rectangle (Item 17)

Items 17 – 18 Answer Options

*Triangle 3 showing right triangle **XYZ** (Item 19)*

Items 19 – 20 Answer Options

Session 2

Picture 1 showing pelicans and dolphins

Items 21 – 22 Answer Options

Picture 2 showing tomato and bean plants (Item 23)

Item 23 Answer Options

Data Table 5, “Data Table S” (Item 24)

Items 24 – 27 Answer Options

Data Set 2, “Games Won Last Month” (Item 28)

Item 28 Answer Options

Graph 4, “Distance Biked” (Item 29)

Item 29 Answer Options

Graph 5, “Money Spent at the Arcade” (Item 30)

Item 30 Answer Options

Data Table 6, “Art Boxes” (Item 31)

Items 31 – 32 Answer Options

Graph 6, “Tree Heights” (Item 33)

Item 33 Answer Options

Graph 7 (Item 34)

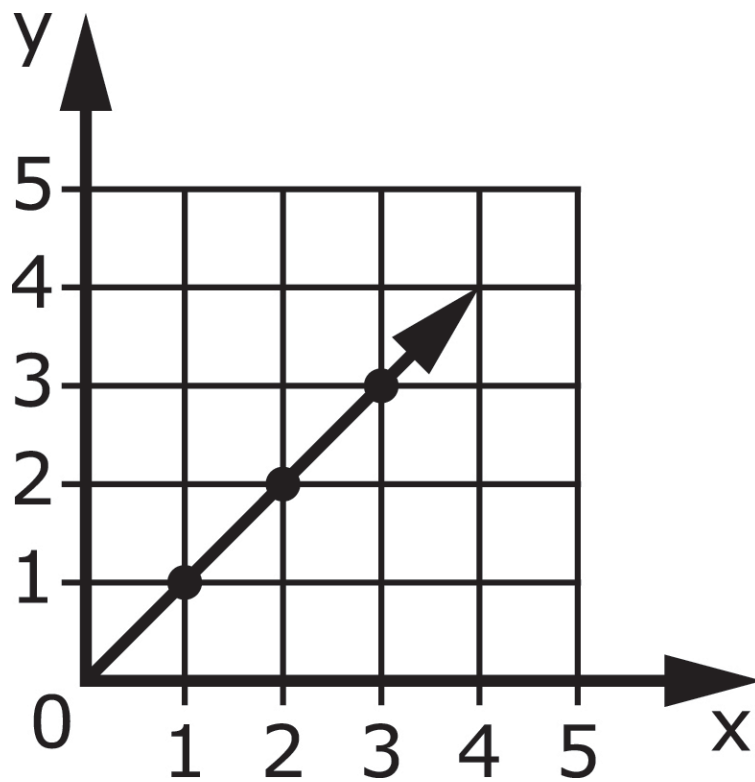
Item 34 Answer Options

Data Table 7, “School Store Sales” (Item 35)

Item 35 Answer Options

Session 1

Graph 1 (Item 1)

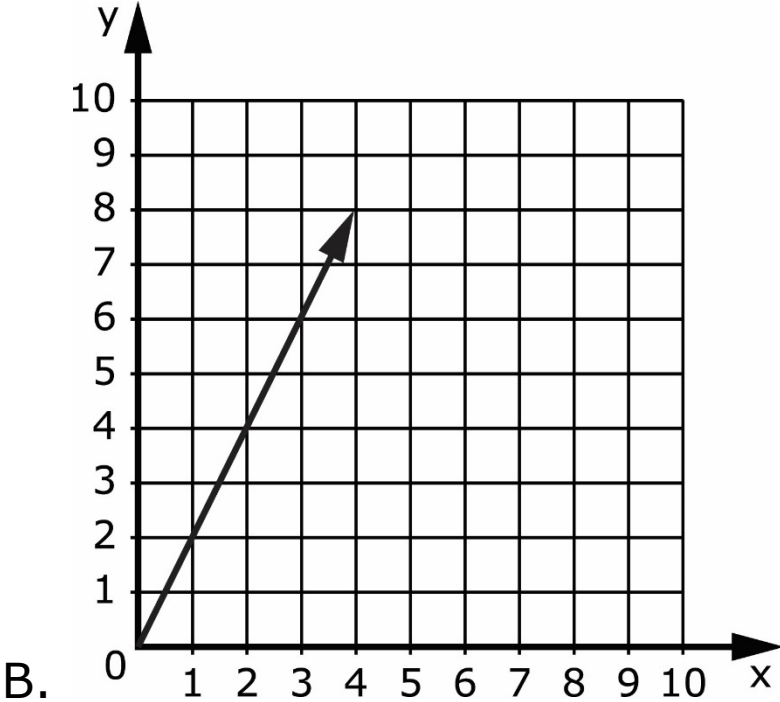
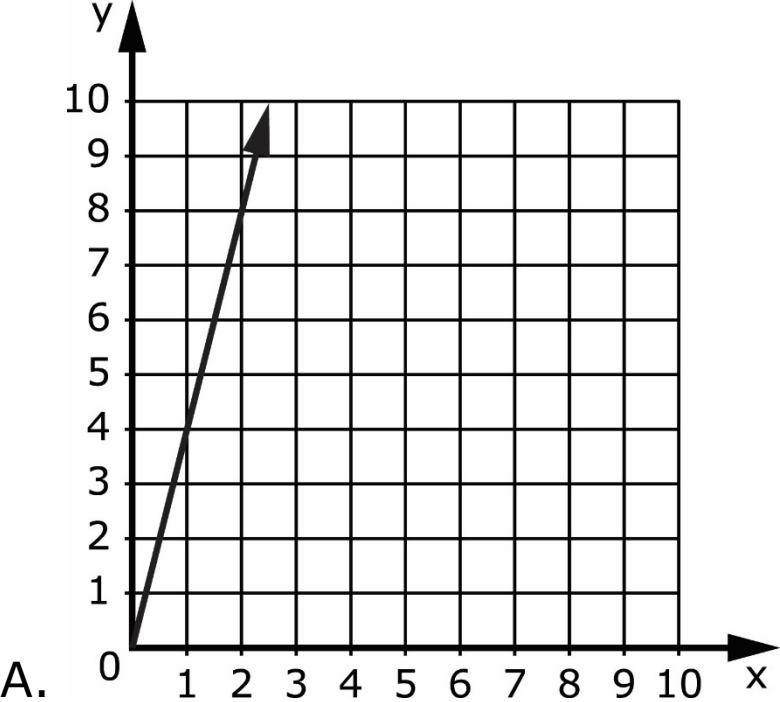


Session 1 - Item 1 Answer Options

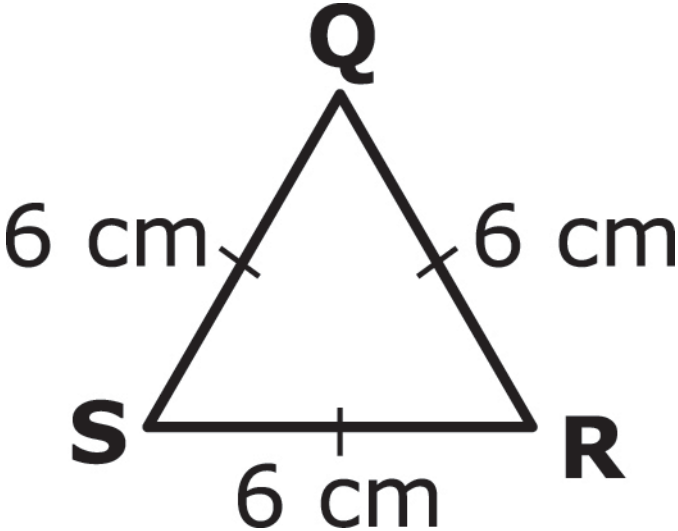
A. (2, 2)

B. (1, 4)

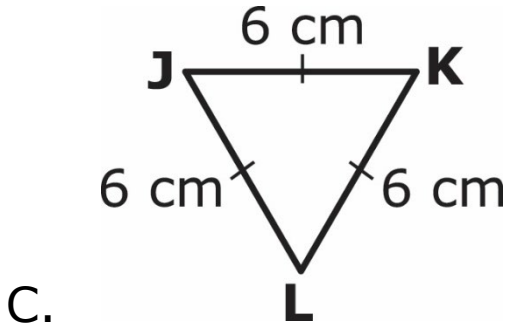
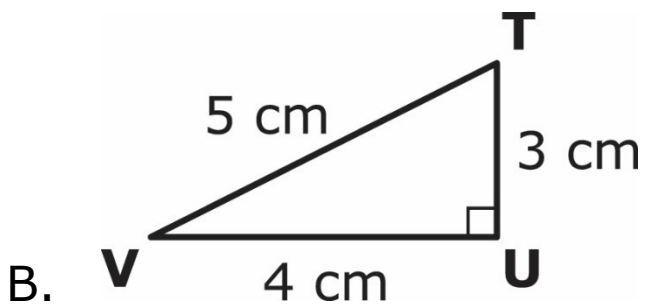
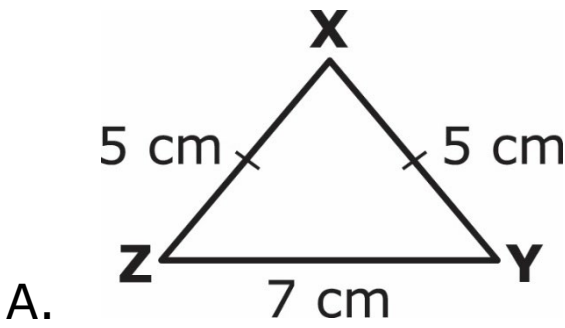
Session 1 - Item 2 Answer Options



Triangle 1 showing triangle QRS (Item 3)



Session 1 - Item 3 Answer Options



Data Table 1, “Solving Puzzles” and Equation 1 showing $w = p \div 3$ (Item 4)

Solving Puzzles

Number of Weeks (w)	Number of Puzzles (p)
2	6
4	12
5	15
?	21
9	27

$$w = p \div 3$$

Session 1 - Item 4 Answer Options

A. 4 weeks

B. 7 weeks

C. 8 weeks

Data Table 2, "Number of Desks" (Item 5)

Number of Desks

Classrooms	Number of Desks
W	9
X	12
Y	6
Z	5

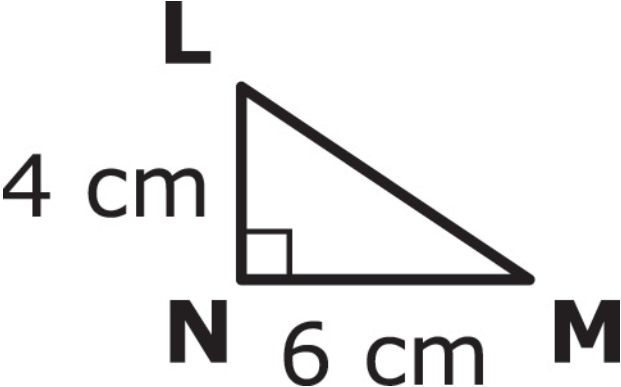
Session 1 - Item 5 Answer Options

A. 3 desks

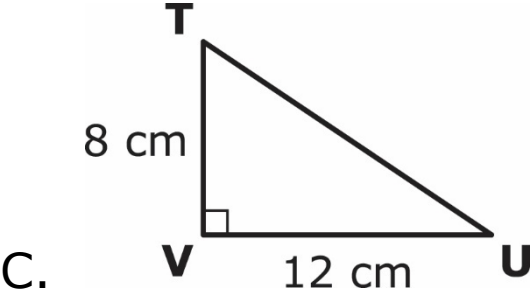
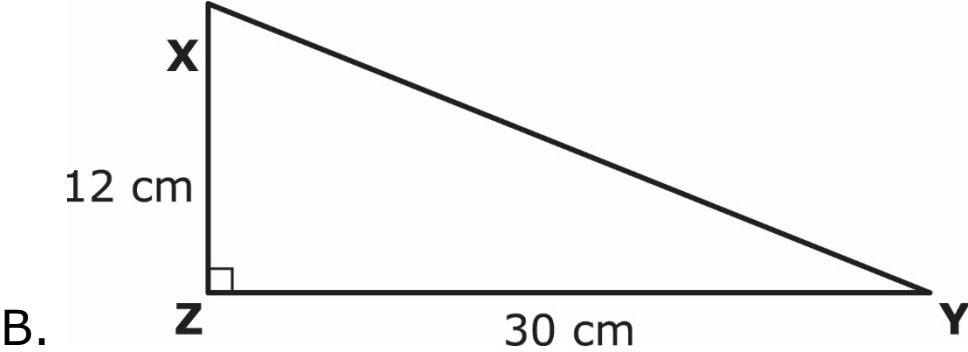
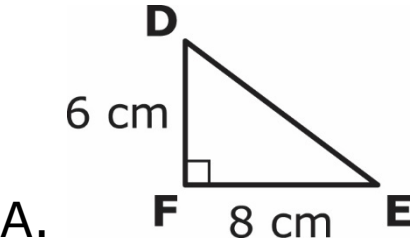
B. 8 desks

C. 10 desks

Triangle 2 showing triangle LMN (Item 6)



Session 1 - Item 6 Answer Options



Data Table 3, "Total Hours Exercised" and Equation 2 showing $2d = h$ (Item 7)

Total Hours Exercised

Number of Days (d)	Number of Hours (h)
2	4
4	8
?	16
10	20

$$2d = h$$

Session 1 – Item 7 Answer Options

A. 8 days

B. 7 days

C. 6 days

Equation 3 showing $12 = 8 + w$ (Item 8)

$$12 = 8 + w$$

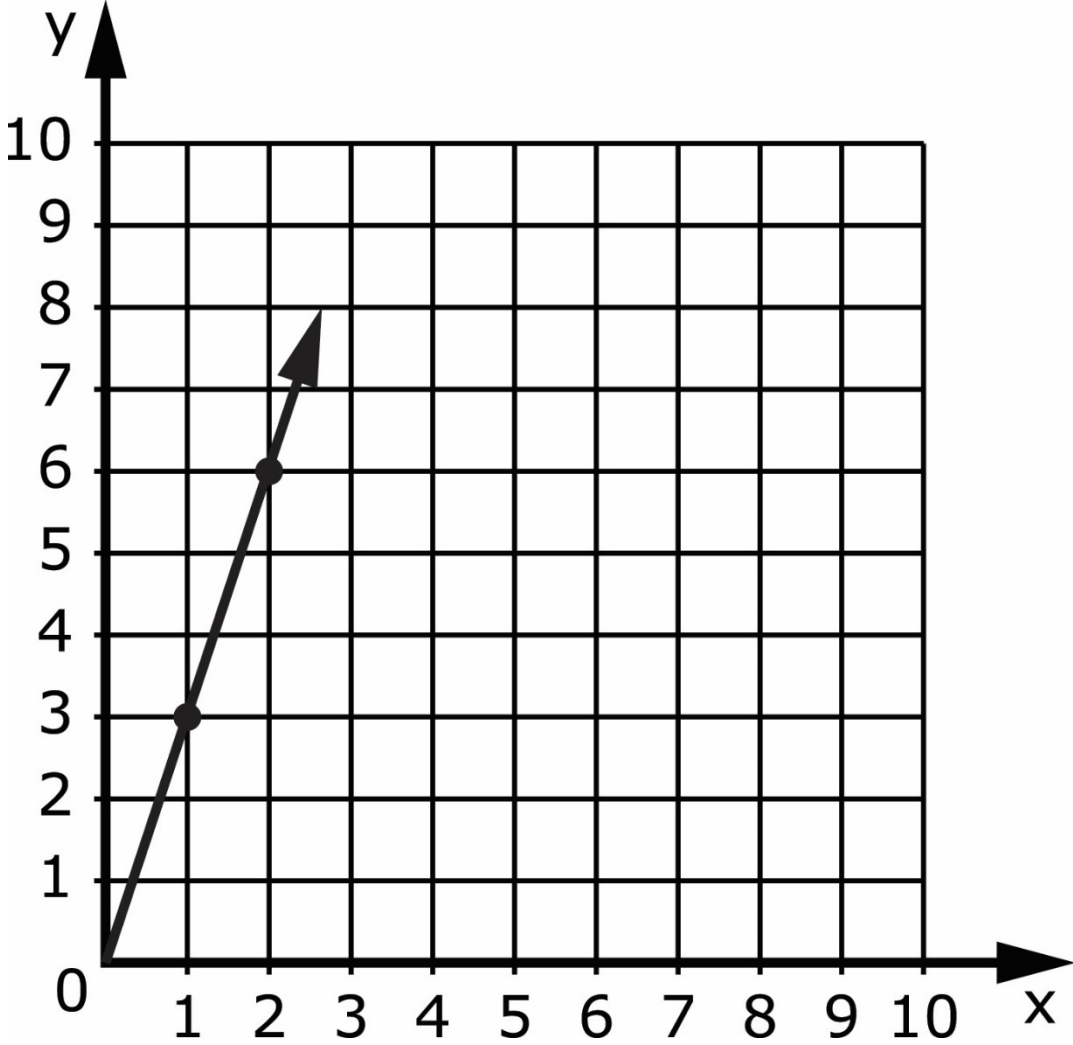
Session 1 – Item 8 Answer Options

A. 20

B. 4

C. 2

Graph 2 (Item 9)

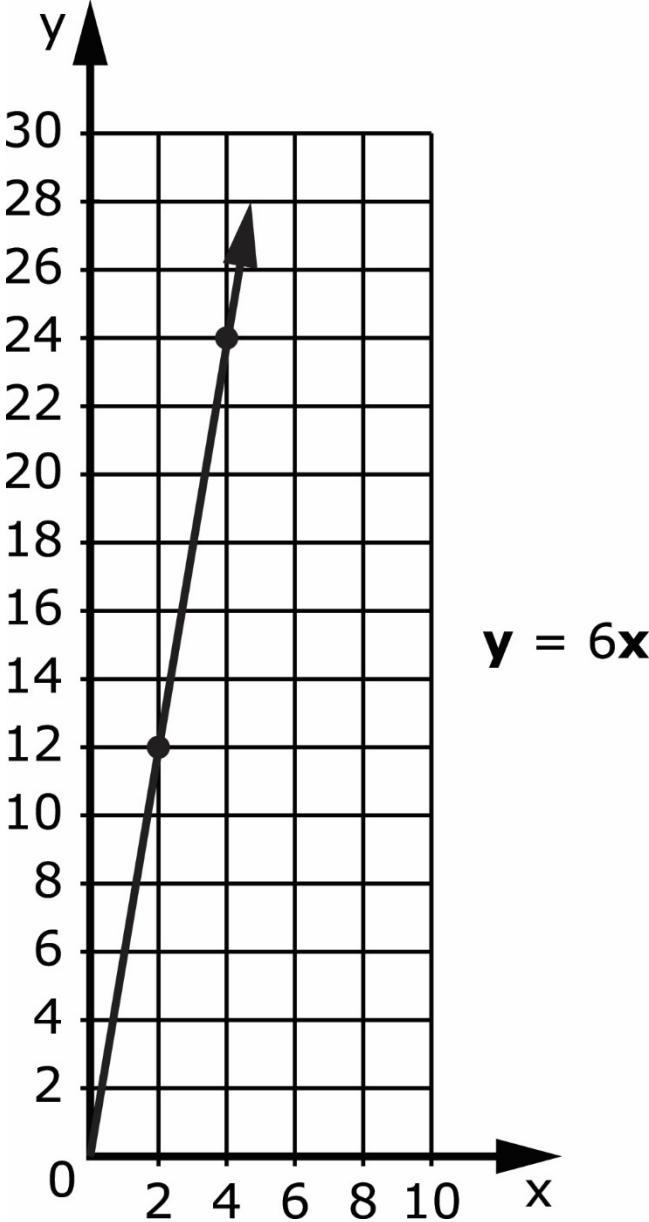


Session 1 - Item 9 Answer Options

A. (3, 1)

B. (1, 3)

Graph 3 (Item 10)



Session 1 - Item 10 Answer Options

A. 10

B. 12

C. 24

Equation 4 showing $15 = 2h + 7$ (Item 11)

$$15 = 2h + 7$$

Session 1 - Item 11 Answer Options

A. 4

B. 8

C. 9

Data Table 4, “Don’s Fruit Baskets” (Item 12)

Don’s Fruit Baskets

Number of Bananas	Number of Pears (p)
1	5
2	6
3	7
4	8

Session 1 - Item 12 Answer Options

A. $7 + 3 = \mathbf{p}$

B. $7 - 3 = \mathbf{p}$

C. $3 + 4 = \mathbf{p}$

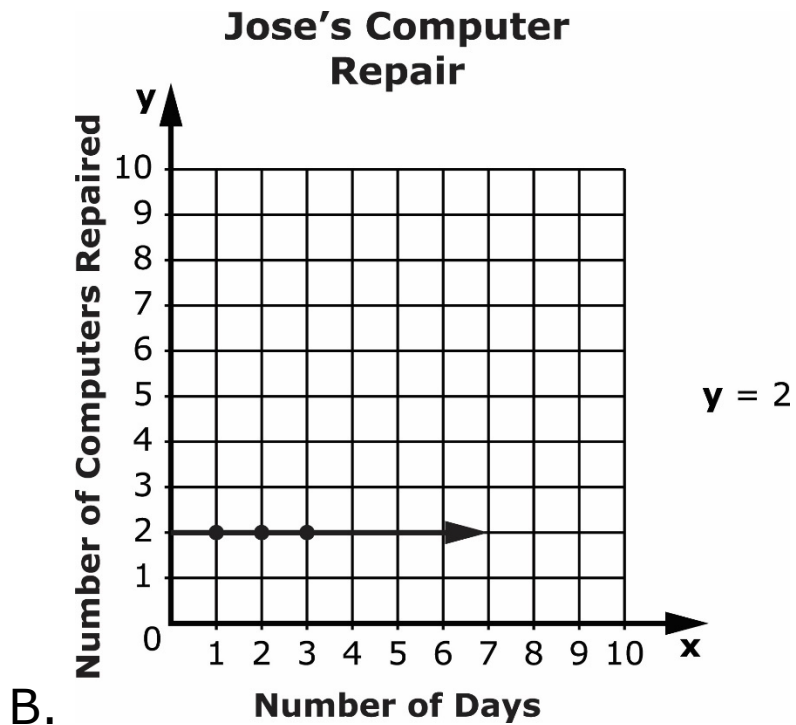
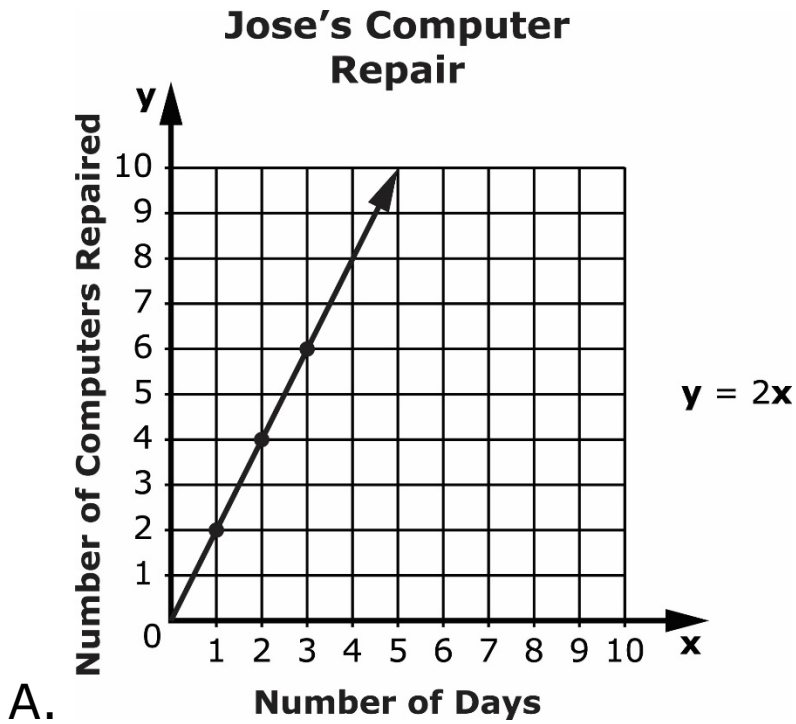
Session 1 - Item 13 Answer Options

A. 6

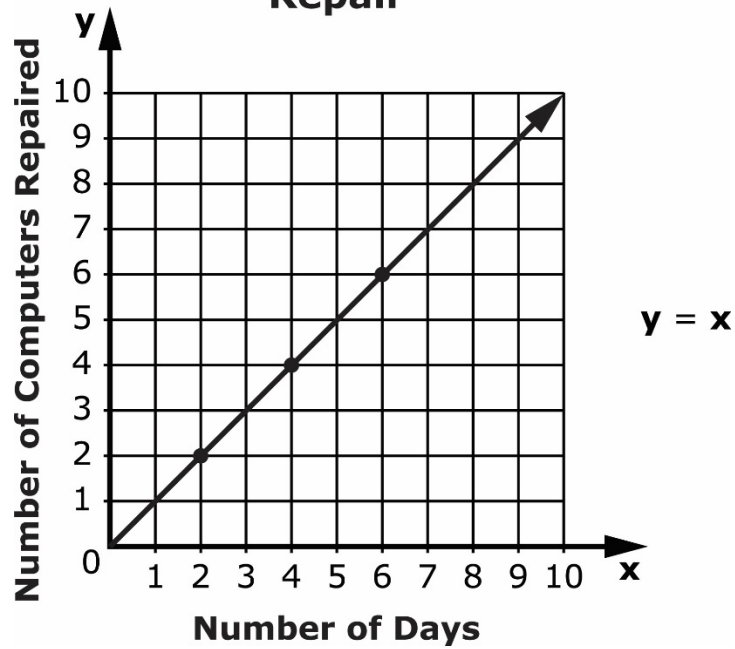
B. 15

C. 55

Session 1 - Item 14 Answer Options



Jose's Computer Repair



C.

Session 1 - Item 15 Answer Options

A. 16 marbles

B. 18 marbles

C. 24 marbles

Data Set 1, "Number of Cars" (Item 16)

Number of Cars

3, 4, 4, 5, 8

Session 1 - Item 16 Answer Options

A. 3 cars

B. 4 cars

C. 8 cars

Formula 1 showing the area of a rectangle (Item 17)

$$\text{Area} = \text{length} \times \text{width}$$

$$\text{Area} = _ \times _$$

Session 1 - Item 17 Answer Options

A. 18 square inches

B. 9 square inches

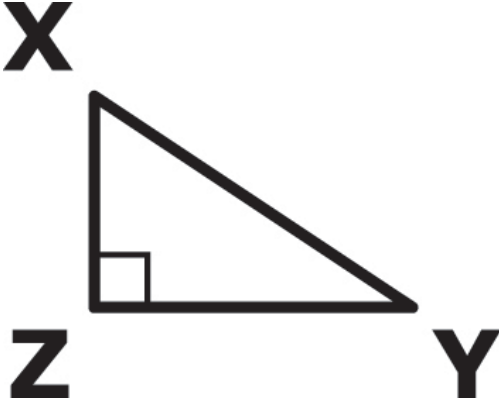
Session 1 - Item 18 Answer Options

A. 2

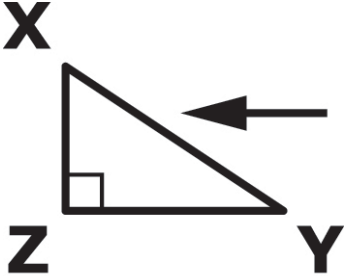
B. 6

C. 10

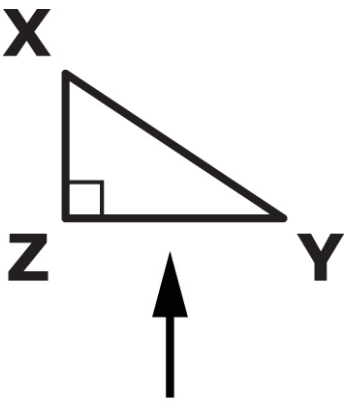
Triangle 3 showing right triangle XYZ (Item 19)



Session 1 - Item 19 Answer Options



A. Side XY



B. Side YZ

Session 1 - Item 20 Answer Options

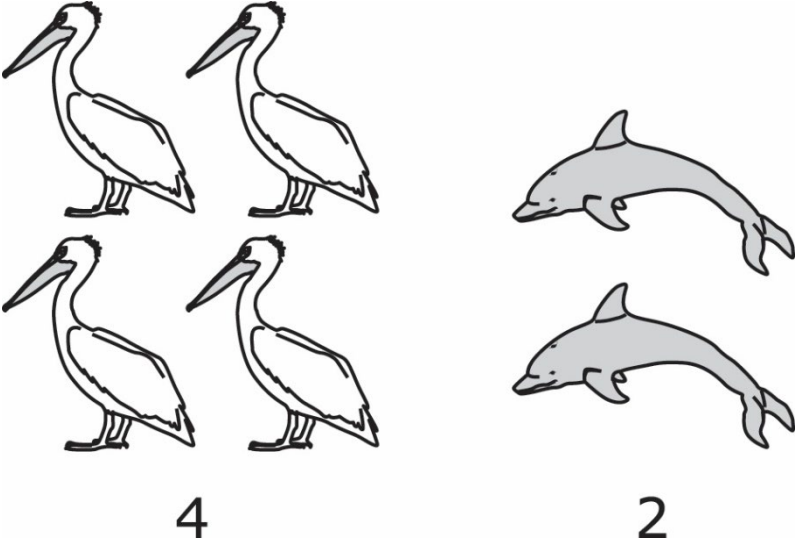
A. 1 quart

B. 7 quarts

C. 12 quarts

Session 2

Picture 1 showing pelicans and dolphins (Item 21)

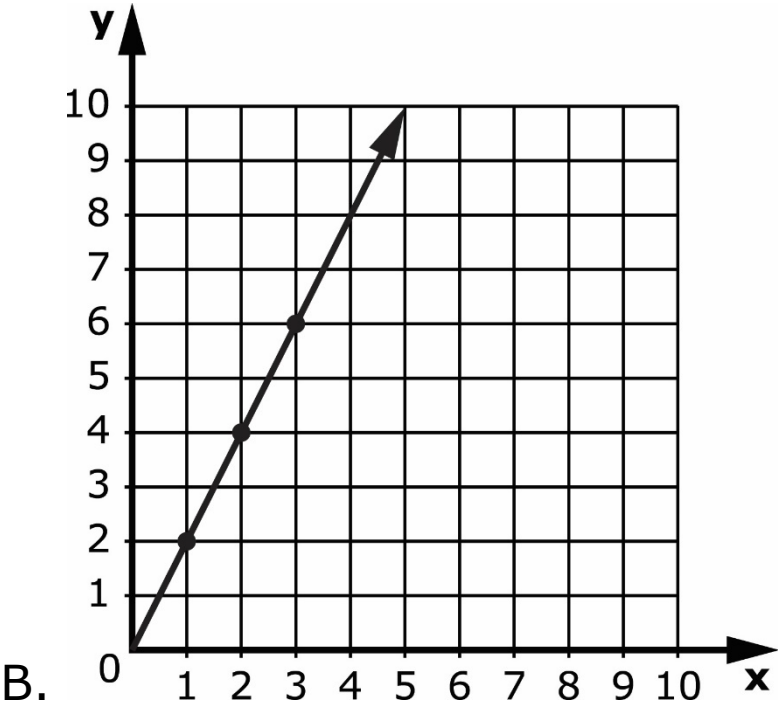
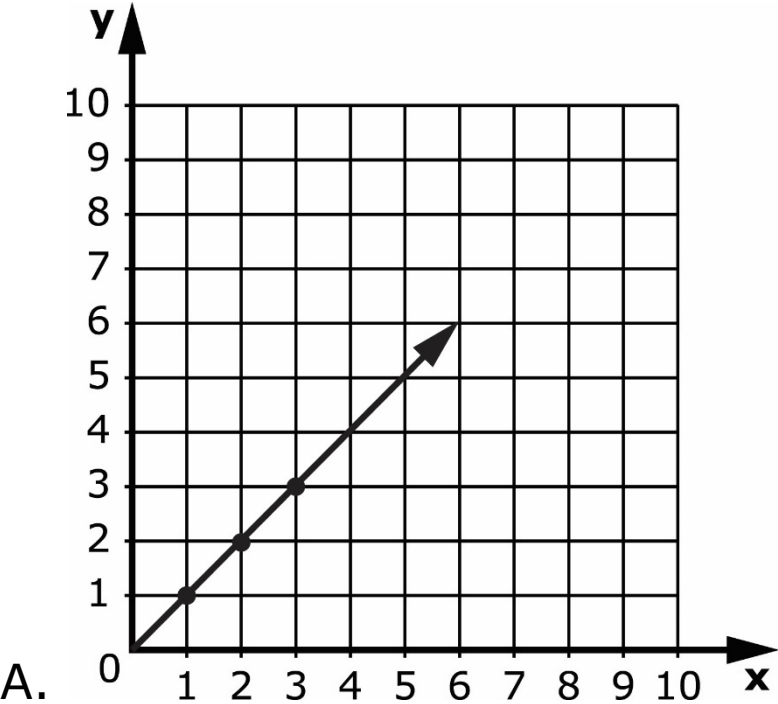


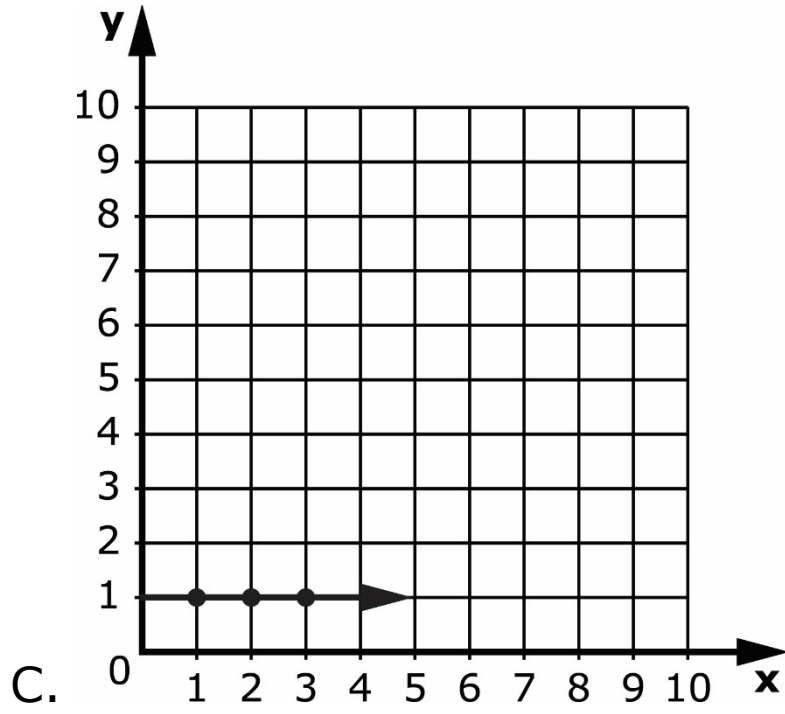
Session 2 - Item 21 Answer Options

A. $4 + 2 = \mathbf{m}$


B. $4 + 4 = \mathbf{m}$

Session 2 - Item 22 Answer Options





Picture 2 showing tomato and bean plants (Item 23)



Session 2 - Item 23 Answer Options

A. $3 + 3 = \mathbf{v}$

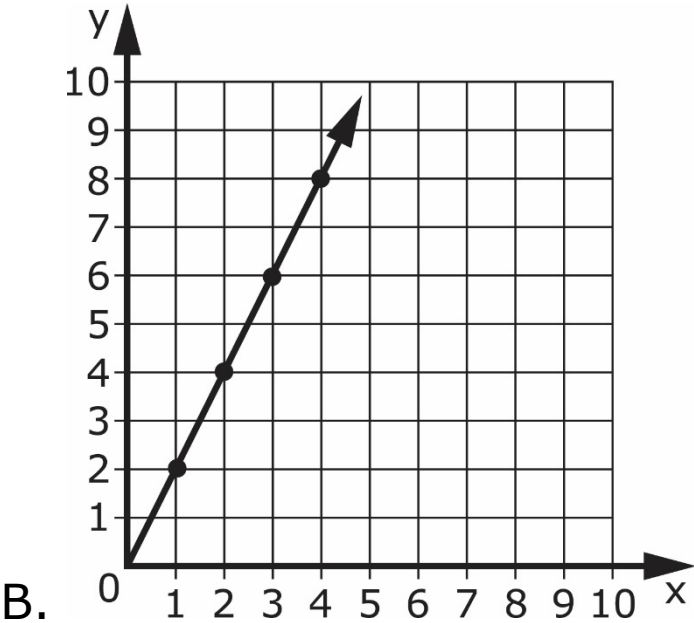
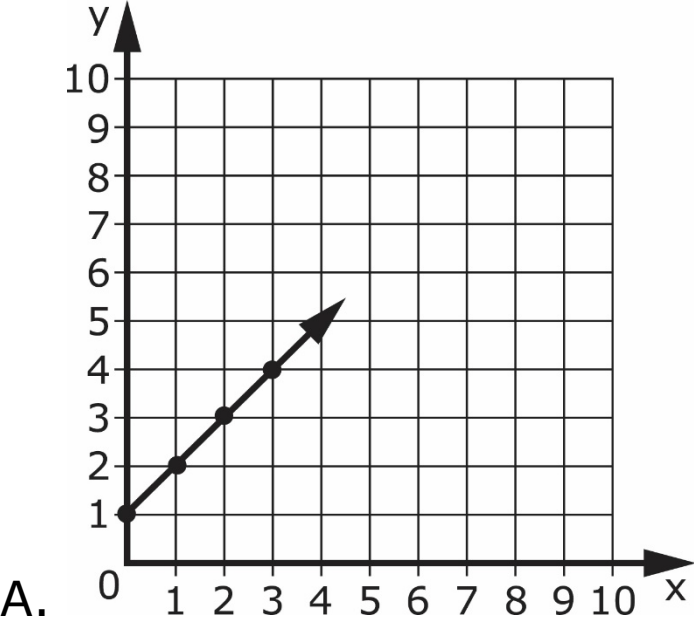
B. $3 + 5 = \mathbf{v}$

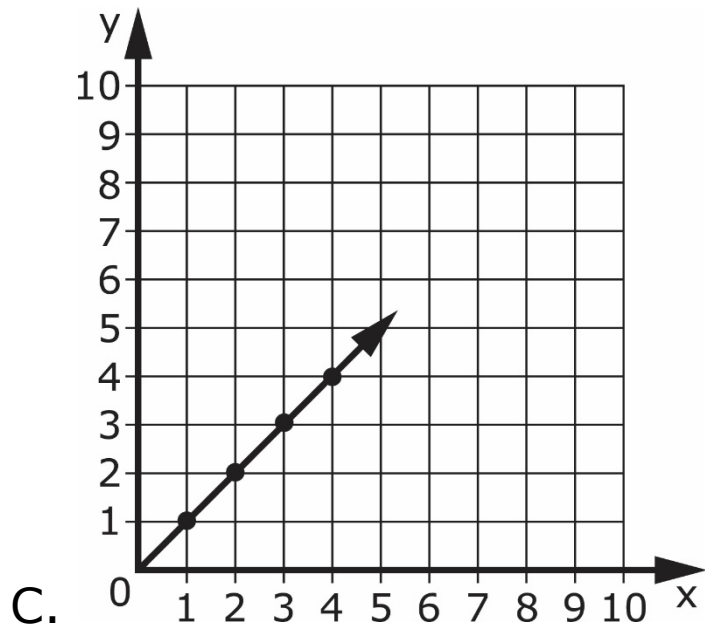
Data Table 5, "Data Table S" (Item 24)

Data Table S

x	y
1	1
2	2
3	3
4	4

Session 2 - Item 24 Answer Options





Session 2 - Item 25 Answer Options

A. 4

B. 6

C. 14

Session 2 – Item 26 Answer Options

A. 12

B. 6

C. 3

Session 2 - Item 27 Answer Options

A. $2\mathbf{p} + 55 = 10$

B. $45 + 2\mathbf{p} = 55$

C. $45\mathbf{p} + 2 = 55$

Data Set 2, "Games Won Last Month" (Item 28)

Games Won Last Month

3, 4, 6, 7

Session 2 - Item 28 Answer Options

A. 3

B. 4

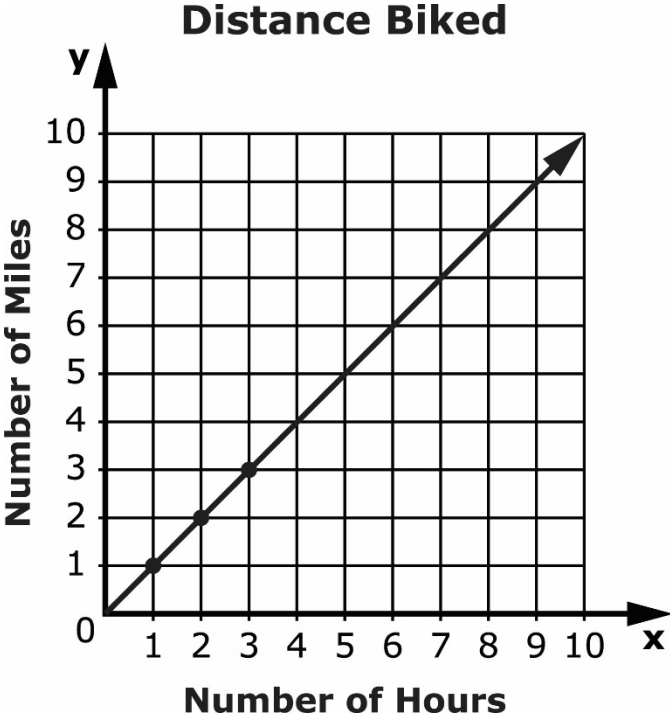
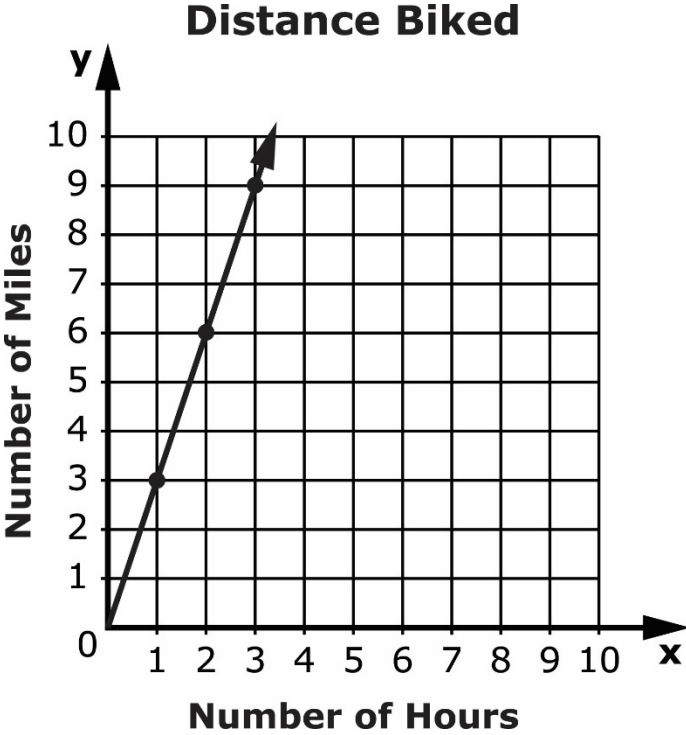
C. 5

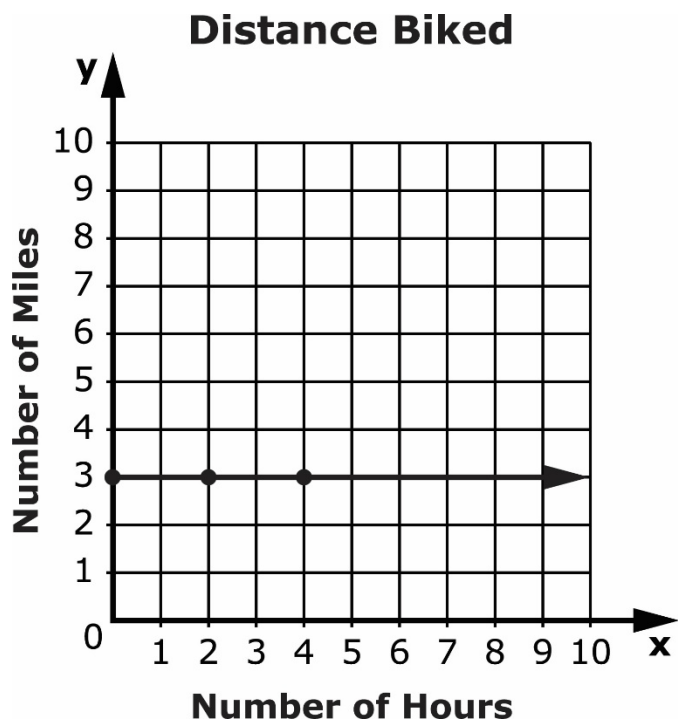
Graph 4, "Distance Biked" (Item 29)

Distance Biked

Number of Hours	Number of Miles
1	3
2	6
3	9

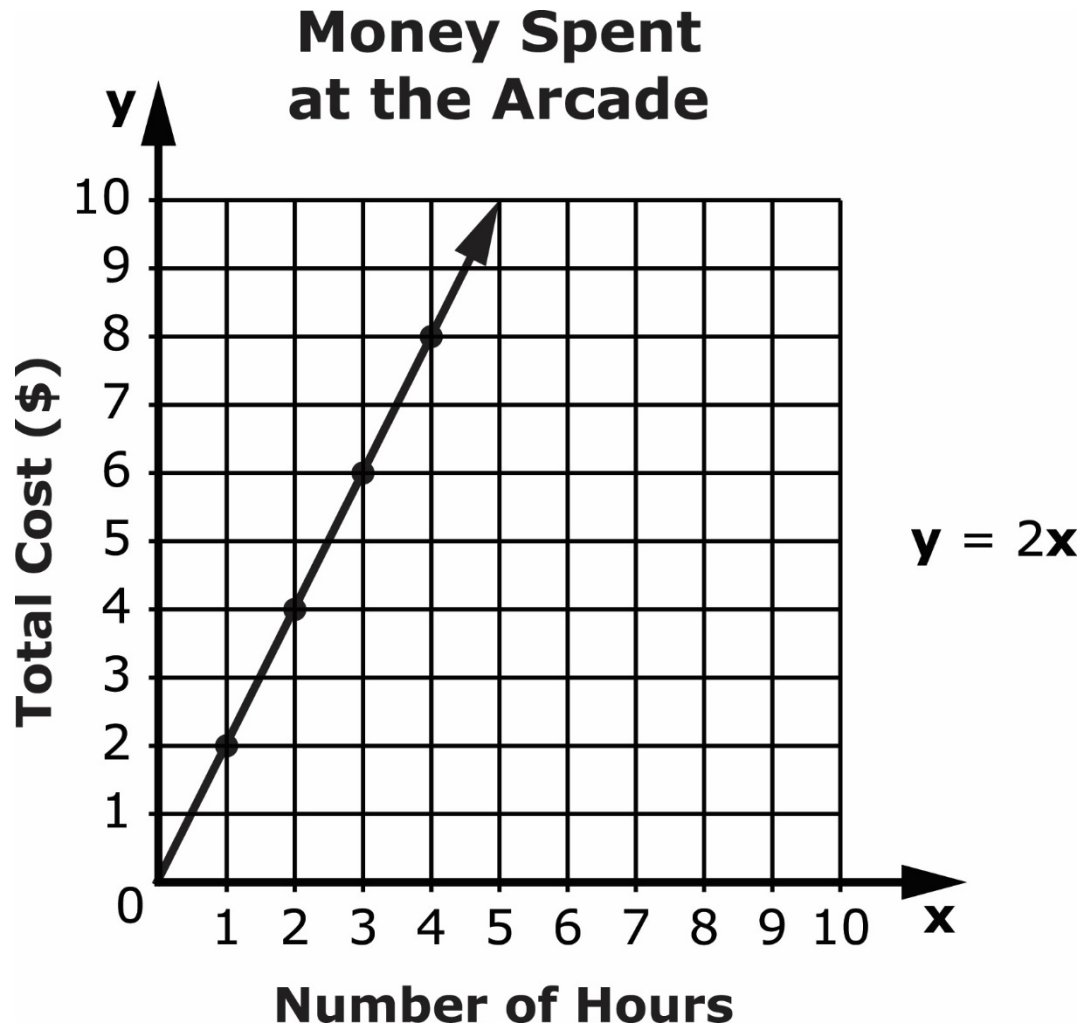
Session 2 - Item 29 Answer Options





C.

Graph 5, "Money Spent at the Arcade" (Item 30)



Session 2 - Item 30 Answer Options

A. \$1

B. \$2

C. \$8

Data Table 6, "Art Boxes" (Item 31)

Art Boxes

Number of Jars	Number of Brushes (b)
2	4
3	?
4	6
5	7

Session 2 - Item 31 Answer Options

A. $5 + 3 = \mathbf{b}$

B. $5 - 3 = \mathbf{b}$

C. $3 + 2 = \mathbf{b}$

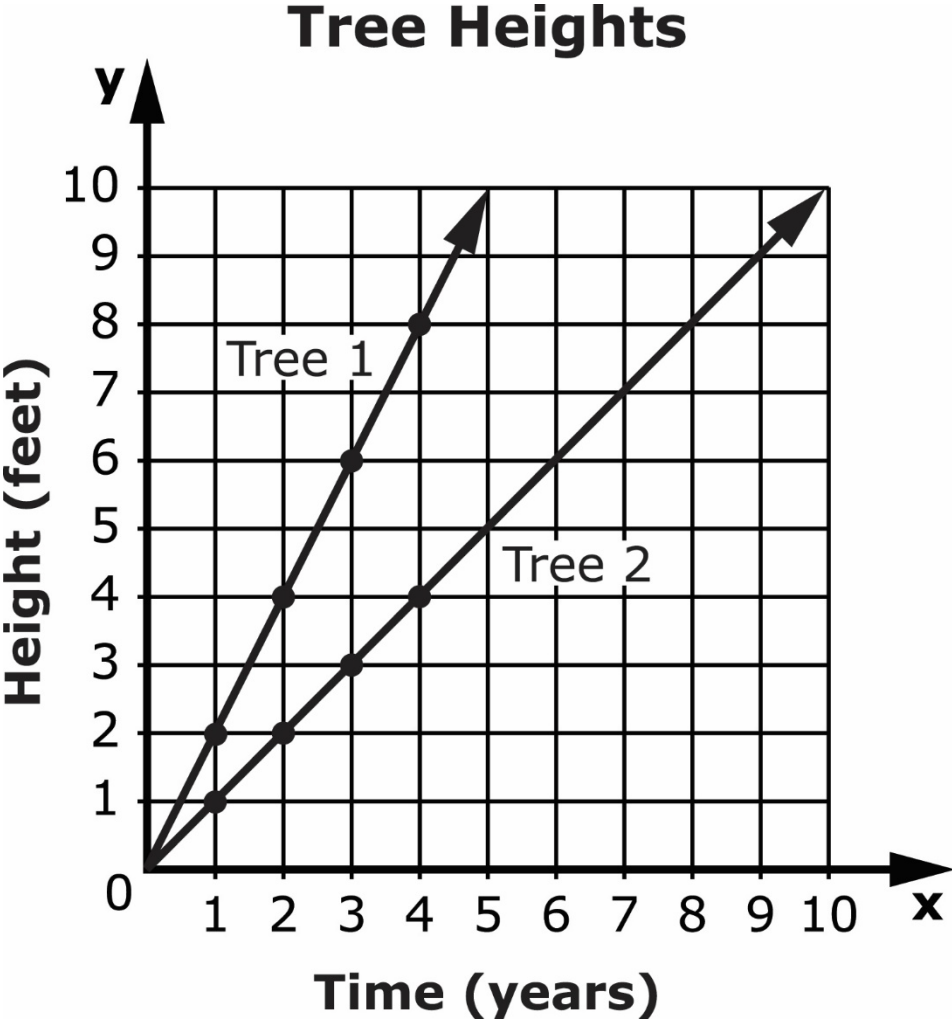
Session 2 - Item 32 Answer Options

A. 6 bottles

B. 12 bottles

C. 24 bottles

Graph 6, "Tree Heights" (Item 33)

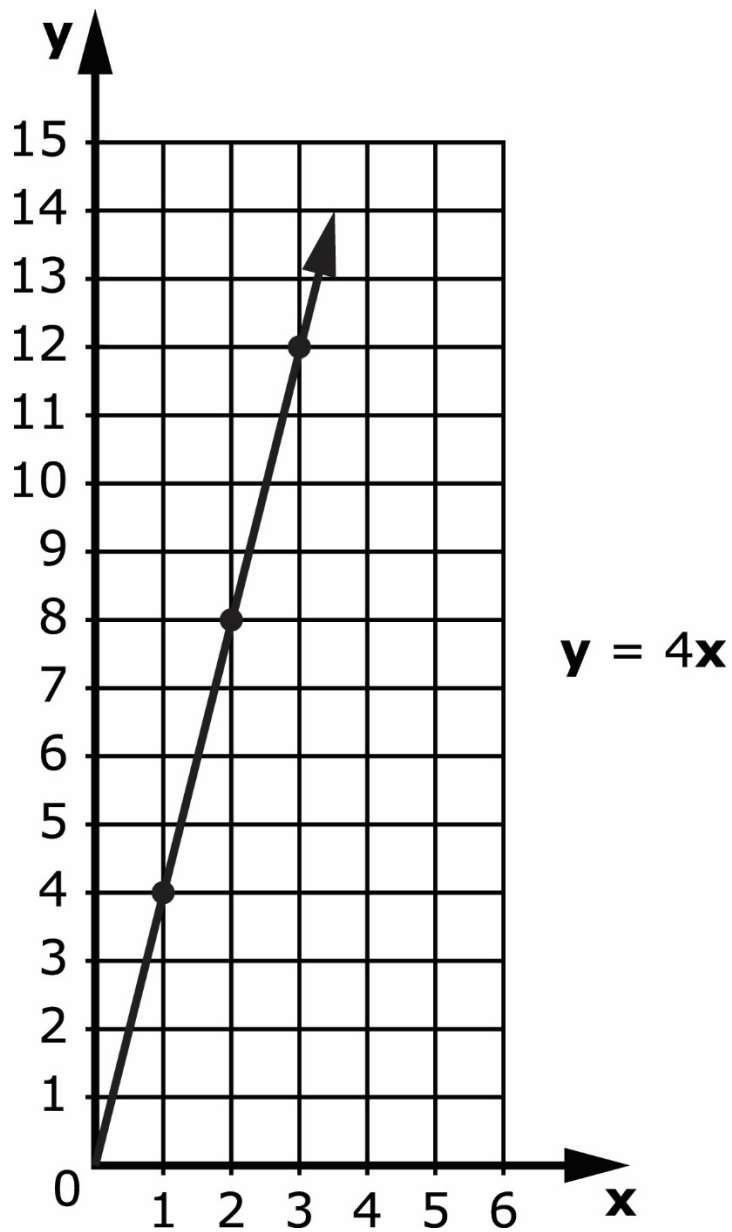


Session 2 - Item 33 Answer Options

A. Tree 1

B. Tree 2

Graph 7 (Item 34)



Session 2 - Item 34 Answer Options

A. 2

B. 4

C. 8

Data Table 7, "School Store Sales" (Item 35)

School Store Sales

Number of Jackets (j)	Number of Hats (h)
3	8
4	9
5	10
?	11

Session 2 - Item 35 Answer Options

A. $\mathbf{j} + 5 = 11$

B. $\mathbf{11} + 5 = \mathbf{j}$

C. $\mathbf{j} + 11 = 5$

LEAP CONNECT

Practice Test