

Preview of Common Core State Standards Sample EAGLE Items

Grade 3

English Language Arts

August 1, 2012



Louisiana Believes.

Grade 3

This item set is based on the ancient companion planting method called the Three Sisters. The set begins with a Cherokee folktale, a graphic with text (“Three Sisters Garden Kit”), and a film of American Indian children planting a Three Sisters garden at the White House. The sources build knowledge about folktales, companion planting, and good health and social practices. A complete item set would target many aspects of the folktale, understanding and following directions, vocabulary, narrative prompts, etc. In this sample set, we provide two technology-enhanced items, a short-answer item, and a culminating essay.

Here is a folktale about a type of farming. Many different American Indian tribes across North America have grown vegetables this way and have their own way of telling the story.

The Three Sisters

A Cherokee Indian Folktale



Three sisters lived in a field. The oldest sister had golden hair that tossed in the wind. She boldly stood straight and sturdy to guide her sisters. The youngest sister dressed all in green and wore a tiny white hat. She was shy and small and very caring. She made the food her sisters needed to grow. The youngest sister held tightly to the skirts of the oldest sister. The middle sister wore a bright yellow skirt. She marched around her sisters' feet. She kept her sisters cool in the hot sun and safe from animals. The sisters loved each other very much and took good care of each other.

All the Cherokee people were thankful for the three sisters. They told stories, danced, and sang about how the sisters brought health and strength to them. As the Cherokee people gathered the sisters in a basket and took them home, they spoke of the sisters' love and care for one another. "We must take care of one another, too," they said. The sisters returned to the field every summer and every year the Cherokee people were thankful.



CORN	BEANS	PUMPKINS
<p>Three Sisters Seed Packet 1</p> <p>Start your garden when there is no longer a chance of frost.</p> <p>Form four small hills of soil. Each hill should be two feet wide and six feet away from the other hills.</p> <p>Plant four corn seeds a few inches apart in the center of each hill. Plant the seeds one inch deep.</p> <p>Keep the soil damp with gentle watering.</p>	<p>Three Sisters Seed Packet 2</p> <p>Plant the bean seeds when the corn is five inches high.</p> <p>Plant four bean seeds one inch deep in each hill. Plant the bean seeds between the young corn plants.</p> <p>Continue gently watering whenever the ground begins to feel a little dry.</p>	<p>Three Sisters Seed Packet 3</p> <p>At the same time as the beans, plant two pumpkin seeds one inch deep in each hill.</p> <p>The two pumpkin seeds should be planted on opposite sides of the hill.</p> <p>Be sure to continue gently watering whenever the ground begins to feel a little dry.</p>



Please double-click in the box to watch the video.
If you are unable to watch the video, you can
watch it online by following this link:
<http://www.youtube.com/watch?v=uRyljHAJ1XI>

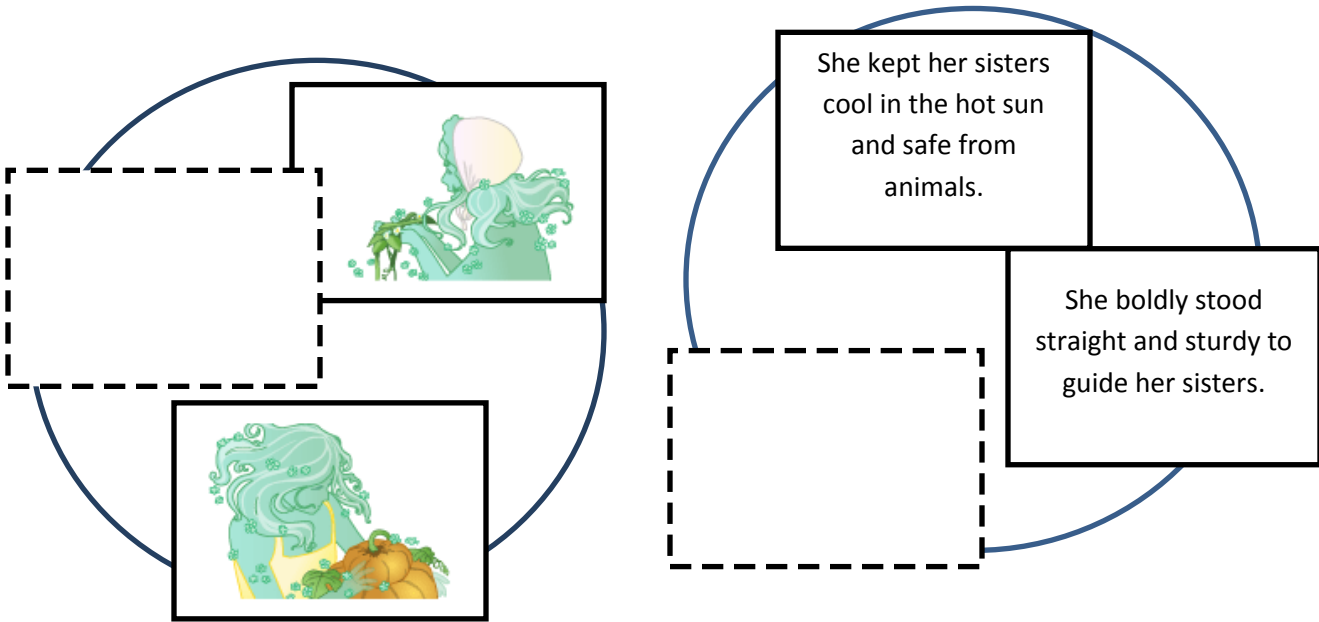
UIN:	E23001	Subject:	ELA	Grade:	3	Item Type:	Drag and drop		
CCSS:	RL.3.3	CCSS text: Describe characters in a story (e.g., their traits, motivations, or feelings) and explain how their actions contribute to the sequence of events.							
MC Key:		Item Name:	Three Sisters character	# Art Pieces:	6	Est. Difficulty:	M	DOK	2
Points:	4	Accommodations :		Scoring Method:		AS			
Passage Title(s):	The Three Sisters								
Source info:									


Use the pictures and sentences from the Three Sisters folktale to complete the chart.

Begin by filling in the first column marked "Sister." Choose the picture of the sister that best fits the word found in the second column, "Description." Drag each picture into the correct square.

Next, match a sentence from the story with the correct sister. Drag and drop the sentence into the last column, "Sentence from the Folktale."

Two boxes are finished for you.



Sister	Description	Sentence from the Folktale
	leader	
	protector	
	giver	She made the food her sisters needed to grow.

UIN:	E23002	Subject:	Math/ELA	Grade:	3	Item Type:	SA		
CCSS:	RI.3.7	CCSS text: Use information gained from illustrations and the words in a text to demonstrate understanding of the text (e.g., where, when, why, and how key events occur).							
MC Key:		Item Name:	Seed Packet Instructions	# Art Pieces:		Est. Difficulty:	E	DOK	2
Points:	2	Accommodations :		Scoring Method:		HS			
Passage Title(s):	Three Sisters Garden Kit								
Source info:									

Why should the bean and pumpkin seeds be planted after the corn seeds?

UIN:	E23003	Subject:	ELA	Grade:	3	Item Type:	MC, web		
CCSS:	SL.3.2	CCSS text: Determine the main ideas and supporting details of a text read aloud or information presented in diverse media and formats, including visually, quantitatively, and orally.							
MC Key:	B	Item Name:	main idea and supporting details	# Art Pieces:	0	Est. Difficulty:	M	DOK	3
Points:	5	Accommodations :		Scoring Method:		Mixed			
Passage Title(s):	White House Garden								
Source info:	Whitehouse.gov								

Part A

What is the main idea of the film?

- A. There is a vegetable garden at the White House. When they visit, people learn about growing vegetables and caring for a garden.
- B. A new garden was planted at the White House. It is part of a project to help American Indian children learn more about health and exercise.
- C. On a bright, sunny day, First Lady Michelle Obama planted a new garden. It was a Three Sisters planting that is an American Indian tradition.
- D. For hundreds of years, American Indians have planted corn, beans, and squash (pumpkins) together. This is called a Three Sisters planting.

Part B

Think of **four** details from the film that support the main idea you chose. Fill out the web by typing each supporting detail in one of the boxes.

UIN:	E23004	Subject:	ELA	Grade:	3	Item Type:	essay		
CCSS:	W.3.2a-d L.3.1a-i L.3.2a-g	Write informative/explanatory texts to examine a topic and convey ideas and information clearly. A. Introduce a topic and group related information together...b. Develop the topic with facts, definitions, and details. c. Use linking words and phrases , d. Provide a concluding statement or section. Demonstrate command of the conventions of standard English grammar and usage when writing or speaking. Demonstrate command of the conventions of standard English capitalization, punctuation, and spelling when writing.							
MC Key:		Item Name:	essay	# Art Pieces:	0	Est. Difficulty:	H	DOK	4
Points:	4	Accommodations:		Scoring Method:		HS			
Passage Title(s):	The Three Sisters, White House Garden, Three Sisters Garden Kit								
Source info:									

Explain how a Three Sisters garden grows and what schoolchildren could learn from growing a Three Sisters garden. Use details from the folktale, the seed packet information, and the film to help you write your response. Be sure to follow the conventions of standard English.

Sample Constructed-Response Item Rubrics

Grade 3

These are the rubrics and sample responses for the constructed response **Common Core State Standards Sample EAGLE Items** for Grade 3. These items require a teacher/scorer to hand-score the responses. The rubrics provide guidance to the scorer who must bring his or her own expertise to the task. The sample responses offer one or two ideal responses for each constructed response item. Other exemplary responses are possible.

Item 2

Exemplary Response

The bean and pumpkin seeds should be planted after the corn seeds because they help each other grow. The bean plants make food for the other plants and use the corn to grow tall. The pumpkin keeps the plants cool and safe from the animals.

or

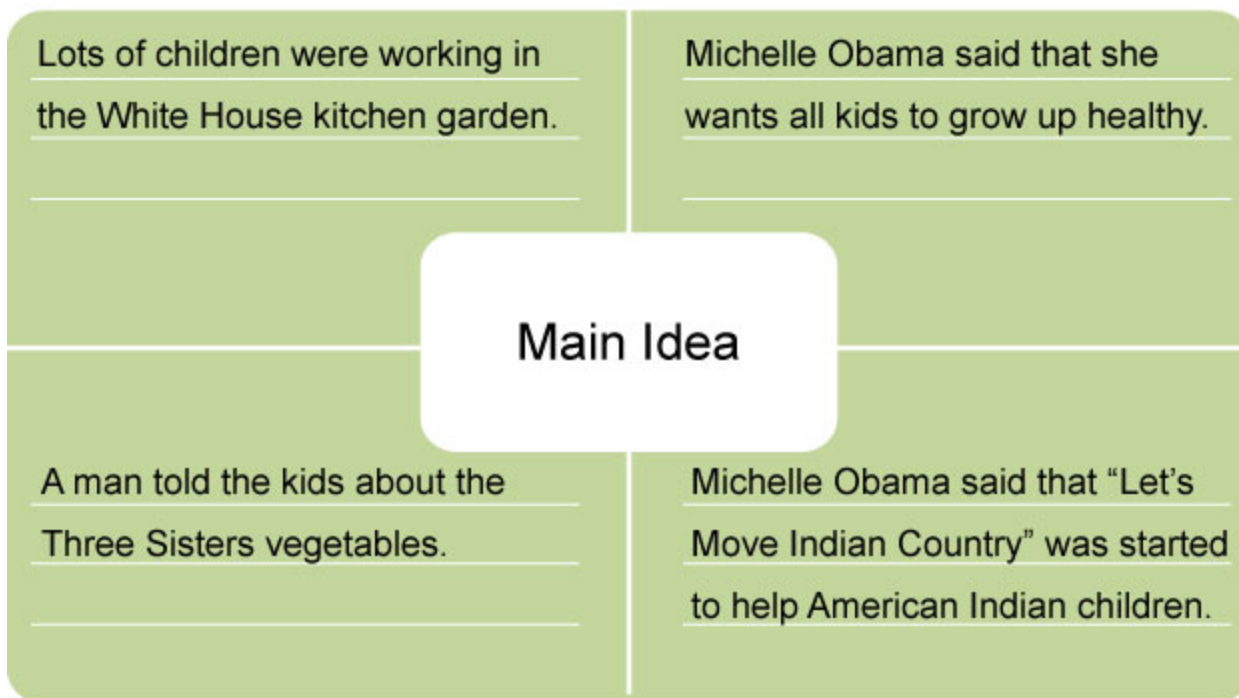
any other valid response

Scoring Rubric

Score	Description
2	The response is complete and correct. The student explains why the bean and pumpkin seeds should be planted after the corn seeds.
1	The response is not complete or is only partially correct. The student does not fully explain why the bean and pumpkin seeds should be planted after the corn seeds, or includes minor errors in the interpretation or representation of the text.
0	The student's response is incorrect, irrelevant, too brief to evaluate, or blank.

Item 3B

Exemplary Response



Points Assigned

- 1 point for each detail from the film that supports the main idea chosen by the student in part A

Scoring Rubric

Score	Description
4	The student includes four appropriate details from the film.
3	The student includes three appropriate details from the film.
2	The student includes two appropriate details from the film.
1	The student includes one appropriate detail from the film.
0	The student's response is incorrect, irrelevant, too brief to evaluate, or blank.

Item 4

Exemplary Response

A Three Sisters garden is an American Indian tradition. Corn grows up tall in the center. The corn makes a pole for the beans to hold onto as they grow. The squash grows around the bottom of the corn and beans. Because the beans make food for the soil and the squash gives some shade and keeps bugs and animals away, all of the plants have some sort of job. Each plant helps the other one.

The Three Sisters garden can show schoolchildren how they can work together to help each other, just like in the folktale. Also, when people are working to grow a garden, they are outside getting fresh air and exercise like in the video. If students grow a Three Sisters garden, they will also learn how things grow, how to care for plants, and how to follow instructions like those on the seed packets.

Schoolchildren can learn a lot from growing a Three Sisters garden. It would be a fun and healthy project that also teaches an important lesson about working together and helping others.

or

any other valid response

Scoring Rubric

Score	Description
4	<p>The response is complete and correct.</p> <ul style="list-style-type: none">• The student explains how a Three Sisters garden grows and what schoolchildren could learn from growing a Three Sisters garden.• The student uses details from all three sources to support the response.• Errors in the conventions of standard English are minimal.
3	<p>The response shows a general understanding, but is incomplete.</p> <ul style="list-style-type: none">• The student does not fully explain how a Three Sisters garden grows and what schoolchildren could learn from growing a Three Sisters garden, OR uses details from only two of the three sources in support of the response.• Minor errors in the conventions of standard English may be present, but do not impair readability.
2	<p>The response shows partial understanding and is incomplete or incorrect in an important element.</p> <ul style="list-style-type: none">• The student either explains how a Three Sisters garden grows OR what schoolchildren could learn from growing a Three Sisters garden, OR uses details from only one of the sources in support of the response.• Many errors in the conventions of standard English are present and may somewhat inhibit understanding.
1	<p>The response shows minimal understanding and is significantly incomplete or incorrect in important elements.</p> <ul style="list-style-type: none">• The student only minimally explains how a Three Sisters garden grows OR what schoolchildren could learn from growing a Three Sisters garden, OR does not use evidence in support of the response.• Errors in the conventions of standard English are significant and the reader struggles to understand.

0	The student's response is incorrect, irrelevant, too brief to evaluate, or blank.
---	---