

# Assessment Materials Evaluation - Student Standards Review

Louisiana educators engaged in a professional review of the state’s academic standards for English language arts (ELA) and mathematics to ensure they continue to maintain strong expectations for teaching and learning aligned with college and workplace demands. The new ELA and math standards will be effective beginning with the 2016-2017 school year. As part of the Louisiana Department of Education’s support for a seamless transition to these new standards, the LDOE identified the major changes of the standards and their potential impact upon criteria used to review instructional materials.

Title: **Common Core Math Benchmark Assessments**

Grade: **6-8**

Publisher: **Measured Progress, Inc.**

Copyright: **2013**

Overall Rating: **Tier III, Not representing quality**

This Mathematics review has been examined for the following major shifts in alignment resulting from the Louisiana Student Standards Review:

- Include standards for money in grades K, 1, and 3 to ensure connections that provide smooth transitions from one grade to the next
- Provide developmentally appropriate content for all grades or courses while maintaining high expectations:
  - Additive area is moved to grade 4 from grade 3
  - The Statistics - Conditional Probability and the Rules of Probability (S-CP) domain is moved from Algebra II to Geometry
  - The standards provide extra clarity around the distinction between Algebra I and II

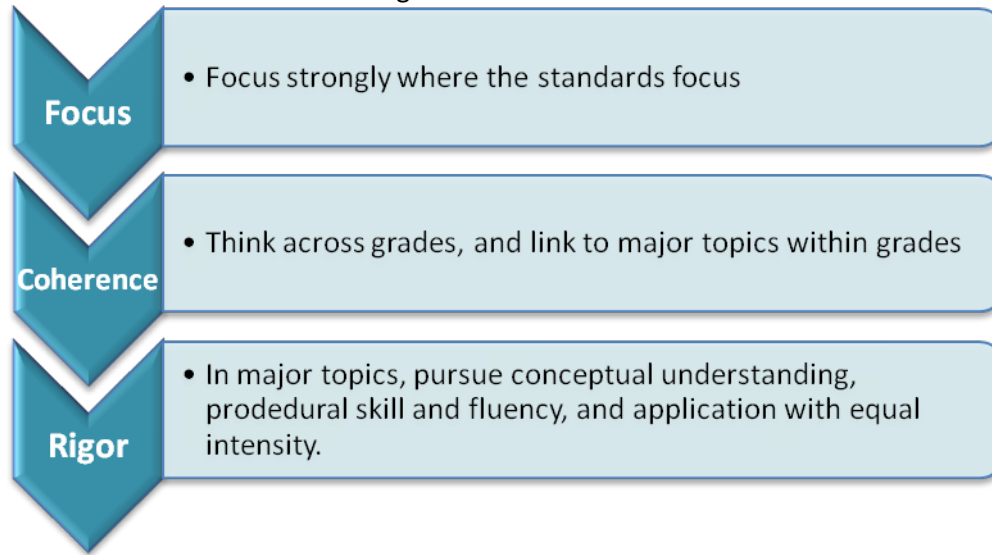
The following two indicators may be impacted:

- Focus on Major Work (Non-Negotiable)
- Focus in K-8 (Non-Negotiable)

**This review remains a Tier 3 rating.** As a result of these changes, the following chart identifies the potential impact on the current review. The LDOE recommends that district curriculum staff, principals, and teachers take these findings into consideration when using these benchmark assessments.

Criteria	Currently in the Rubric	Next Steps for Educators
Focus on Major Work (Non-Negotiable)	<p>This program currently is reviewed as “No” for grades 7 and 8 because it does not meet or exceed the minimum, required score-point distributions for the major work of the grade.</p> <p>This program currently is reviewed as “Yes” for grade 6 because 74% of the items discuss the major work of the grade.</p>	<p>Since these materials received a “No” for this indicator, the current weakness will likely remain and should be addressed by adjusting or supplementing with stronger programs.</p> <p>Make sure to review all assessments to ensure that each meets or exceeds the expected score-point distributions for the major work of the grade.</p>
Focus in K-8 (Non-Negotiable)	<p>This program currently is reviewed as “Yes” for this criterion because each item on the assessment addresses topics found in the standards for the grade levels.</p>	<p>Make sure to review all assessments to ensure that 90% of items on any one assessment address only knowledge of topics found in the Louisiana Student Standards for Mathematics (LSSM) in the specified grade level.</p>

Strong mathematics instruction contains the following elements:



**Title:** Common Core Math Benchmark Assessments

**Grade:** Grade 6-8

**Publisher:** Measured Progress, Inc.

**Copyright:** 2013

**Overall Rating:** Tier III, Not representing quality

**Tier I, Tier II, Tier III Elements of this review:**

<b>STRONG</b>	<b>WEAK</b>
<u>Alignment of Test Items (Non-Negotiable)</u>	<u>Rigor and Balance</u>
<u>Focus on Major Work (Non-Negotiable)*</u>	<u>Practice-Content Connections</u>
<u>Focus in K-8 (Non-Negotiable)</u>	<u>Addressing Every Standard for Mathematical Practice</u>
<u>Assessing Supporting Content</u>	
<u>Expressing Mathematical Reasoning</u>	
<u>Constructing Forms Without Cueing Solution Processes</u>	
<u>Calling for a Variety in Student Work</u>	
<u>Quality Materials</u>	
*weak at the 7 <sup>th</sup> grade level	

Each set of submitted materials was evaluated for alignment with the standards beginning with a review of the indicators for the non-negotiable criteria. If those criteria were met, a review of the other criteria ensued.

**Tier 1 ratings** receive a “Yes” in Column 1 for Criteria 1 – 11.

**Tier 2 ratings** receive a “Yes” in Column 1 for all non-negotiable criteria (Criteria 1 – 3), a “Yes” in Column 1 for Criteria 4 in Section II, but at least one “No” in Section III.

**Tier 3 ratings** receive a “No” in Column 1 in Section II or Section III.

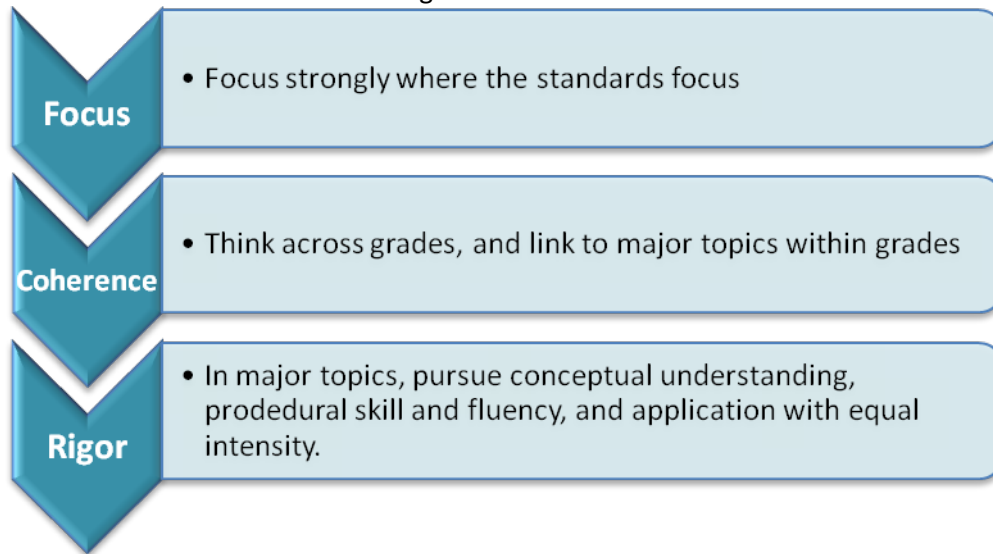
Click below for complete grade-level reviews:

[Grade 6 \(Tier 3\)](#)

[Grade 7 \(Tier 3\)](#)

[Grade 8 \(Tier 3\)](#)

Strong mathematics instruction contains the following elements:



**Title:** Common Core Math Benchmark Assessments

**Grade:** Grade 6

**Publisher:** Measured Progress, Inc.

**Copyright:** 2013

**Overall Rating:** Tier III, Not representing quality

**Tier I, Tier II, Tier III** Elements of this review:

<b>STRONG</b>	<b>WEAK</b>
<a href="#">Alignment of Test Items</a> (Non-Negotiable)	<a href="#">Rigor and Balance</a>
<a href="#">Focus on Major Work</a> (Non-Negotiable)	<a href="#">Practice-Content Connections</a>
<a href="#">Focus in K-8</a> (Non-Negotiable)	<a href="#">Addressing Every Standard for Mathematical Practice</a>
<a href="#">Assessing Supporting Content</a>	
<a href="#">Expressing Mathematical Reasoning</a>	
<a href="#">Constructing Forms Without Cueing Solution Processes</a>	
<a href="#">Calling for a Variety in Student Work</a>	
<a href="#">Quality Materials</a>	

To evaluate each set of submitted materials for alignment with the standards, begin by reviewing the indicators listed in Column 2 for the non-negotiable criteria in Section I. If there is a “Yes” for all indicators in Column 2 for Section I, then the materials receive a “Yes” in Column 1. If there is a “No” for any indicator in Column 2 for Section I, then the materials receive a “No” in Column 1.

In Section II, if there is a “Yes” for all indicators in Column 2, then the materials receive a “Yes” in Column 1. If there is a “No” for any indicator in Column 2 for Section II, then the materials receive a “No” in Column 1.

For Section III, review each indicator individually.

**Tier 1 ratings** receive a “Yes” in Column 1 for Criteria 1 – 11.

**Tier 2 ratings** receive a “Yes” in Column 1 for all non-negotiable criteria (Criteria 1 – 3), a “Yes” in Column 1 for Criteria 4 in Section II, but at least one “No” in Section III.

**Tier 3 ratings** receive a “No” in Column 1 in Section II or Section III.

CRITERIA	INDICATORS OF SUPERIOR QUALITY	MEETS METRICS (Y/N)	JUSTIFICATION/COMMENTS
<b>SECTION I: NON-NEGOTIABLE CRITERIA</b>			
<p><b>Non-Negotiable 1. ALIGNMENT OF TEST ITEMS:</b> 90% of test items and/or sets of items exhibit alignment to the full intent of the CCSSM for that grade or course<sup>1 2</sup> by eliciting direct, observable evidence of the degree to which a student can independently demonstrate the targeted standard(s).</p> <p><i>This criterion applies to fixed form or CAT assessments, whether summative assessments or a set of interim/benchmark assessments. All items and/or sets of items should reflect the metric.</i></p> <p><input checked="" type="checkbox"/> Yes    <input type="checkbox"/> No</p>	<p><b>1a)</b> Items and/or sets of items directly reflect the language of individual standards.</p> <ul style="list-style-type: none"> <li>For example, 6.EE.3 puts the emphasis on applying properties of operations and generating equivalent expressions, not just mechanically simplifying.</li> <li>Most items aligned to a single standard should assess the central concern of the standard in question.</li> </ul>	<b>Yes</b>	The language of the individual standards is also aligned with the questions. For example, Form C items 3 and 13 target 6.EE.A.3, and these items require selecting equivalent expressions as required by the standard.
	<p><b>1b)</b> Items and/or sets of items align with <a href="#">PARCC's evidence tables</a> for grades 3-8 and adhere to content limitations outlined in that document. All limitations for all grade K-HS provided in footnotes of the CCSSM are also followed. For example, in Grade 3 denominators for fractions are limited to 2, 3, 4, 6 and 8.</p>	<b>Yes</b>	Items are aligned with PARCC'S evidence tables and the footnotes of the CCSSM. For example on the benchmark assessment Form A question 1 , the students must be knowledgeable of GCF of two whole numbers less than or equal to 100 and the least common multiple of two whole numbers less than or equal to 12.
	<p><b>1c)</b> The overall set of items reflect the <a href="#">progressions</a> in the Standards.</p> <ul style="list-style-type: none"> <li>For example, multiplication and division items in grade 3 emphasize equal groups, with no rate problems (grade 6 in CCSS).</li> </ul>	<b>Yes</b>	The overall set of items reflects the progression in the standards
	<p><b>1d)</b> Within the complete set of items, there are items which assess all levels of the content hierarchy, including cluster headings.</p>	<b>Yes</b>	There are items that address individual standards and cluster headings. For example, Form A item 22 targets cluster 6.RP.A.
	<p><b>1e)</b> Using the number system appropriate to the grade level.</p> <ul style="list-style-type: none"> <li>For example, in grade 3 there are some items involving fractions greater than 1; in the middle grades, arithmetic and algebra use the rational number system, not just the integers.</li> </ul>	<b>Yes</b>	Each item uses numbers appropriate to grade 6.

<sup>1</sup> Refer also to the [K–8 Publishers' Criteria](#) for the Common Core State Standards for Mathematics (Spring 2013) and the [High School Publishers' Criteria](#) for the Common Core State Standards for Mathematics (Spring 2013).

<sup>2</sup> See the [Quality Criteria Checklist for Mathematics](#).

CRITERIA	INDICATORS OF SUPERIOR QUALITY	MEETS METRICS (Y/N)	JUSTIFICATION/COMMENTS
<b>SECTION I (continued): NON-NEGOTIABLE CRITERIA</b>			
<p><b>Non-Negotiable 2. FOCUS ON MAJOR WORK*:</b> The large majority of points in each grade K–8 are devoted to the major work of the grade, and the majority of points in each High School course are devoted to widely applicable prerequisites.<sup>3</sup></p> <p><i>This criterion applies to fixed form or CAT assessments, whether summative assessments or a set of interim/benchmark assessments. Item banks also should reflect the proportions in the metrics.</i></p> <p><input checked="" type="checkbox"/> Yes    <input type="checkbox"/> No</p> <p><b>*As applicable to the grade level assessment being reviewed.</b></p>	<b>FOR GRADES K–8 ONLY</b>	<b>Yes</b>	<p>On test Form A, 86% of the total points are aligned exclusively to the major work of grade 6. Test Form B has 100% of the total points aligned exclusively to the major work of grade 6. Test Form C has 91% of the total points aligned exclusively to the major work of grade 6. Test Form D has 18% of the total points aligned exclusively to the major work of grade 6.</p> <p>Overall 74% of the items discuss the major work of the grade.</p>
	<p><b>For grades K–8,</b> each grade/course’s assessments <b>meet or exceed</b> the following score-point distributions for the major work of the grade.</p> <ul style="list-style-type: none"> <li>• 85% of the total points in grades K–2 align exclusively to the major work of the grade.</li> <li>• 75% of the total points in grades 3–5 align exclusively to the major work of the grade.</li> <li>• 65% of the total points in grades 6–8 align exclusively to the major work of the grade.</li> </ul>		
	<b>FOR HIGH SCHOOL ONLY</b>		
<p><b>For high school,</b> aligned assessments or sets of assessments <b>meet or exceed</b> the following score-point distribution:</p> <ul style="list-style-type: none"> <li>• 50% of the total points in high school align to content of Common Core State Standards identified as <a href="#">widely applicable prerequisites</a> for a range of college majors, postsecondary programs, and careers.<sup>4</sup></li> </ul>			

<sup>3</sup> Refer also to criterion #1 in [K–8 Publishers’ Criteria](#) for the Common Core State Standards for Mathematics (Spring 2013) and criterion #1 in the [High School Publishers’ Criteria](#) for the Common Core State Standards for Mathematics (Spring 2013).

<sup>4</sup> Refer also to page 8 in the [High School Publishers’ Criteria](#) for the Common Core State Standards for Mathematics (Spring 2013).

CRITERIA	INDICATORS OF SUPERIOR QUALITY	MEETS METRICS (Y/N)	JUSTIFICATION/COMMENTS
<b>SECTION I (continued): NON-NEGOTIABLE CRITERIA</b>			
<p><b>Non-Negotiable 3. FOCUS IN K–8: No item assesses topics directly or indirectly before they are introduced in the CCSSM.<sup>5</sup></b></p> <p><i>This criterion applies to fixed form or CAT assessments, whether a summative assessment or a set of interim/benchmark assessments. All items also should reflect the metric.</i></p> <p><input checked="" type="checkbox"/> Yes    <input type="checkbox"/> No</p>	<p>90% of items on an assessment address only knowledge of topics found in the CCSSM in the specified grade level.</p> <p>Commonly misaligned topics include, but are not limited to:</p> <ul style="list-style-type: none"> <li>• <b>Probability</b>, including chance, likely outcomes, probability models. (Introduced in the CCSSM in grade 7)</li> <li>• <b>Statistical distributions</b>, including center, variation, clumping, outliers, mean, median, mode, range, quartiles; and <b>statistical association or trends</b>, including two-way tables, bivariate measurement data, scatter plots, trend line, line of best fit, correlation. (Introduced in the CCSSM in grades 6–8; see CCSSM for specific expectations by grade level.)</li> <li>• <b>Similarity, congruence, or geometric transformations</b>. (Introduced in the CCSSM in grade 8)</li> <li>• <b>Symmetry</b> of shapes, including line/reflection symmetry, rotational symmetry. (Introduced in the CCSSM in grade 4)</li> </ul>	<p><b>Yes</b></p>	<p>Each item on the assessment addresses topics found in the CCSSM for grade 6.</p>

<sup>5</sup> Refer also to criterion #2 in the [K–8 Publishers' Criteria](#) for the Common Core State Standards for Mathematics (Spring 2013).

CRITERIA	INDICATORS OF SUPERIOR QUALITY	MEETS METRICS (Y/N)	JUSTIFICATION/COMMENTS
<b>SECTION II: Balance</b>			
<p><b>4. RIGOR AND BALANCE: Each grade/course’s assessments reflect the balances in the Standards and help students meet the Standards’ rigorous expectations by helping students develop conceptual understanding, procedural skill and fluency, and application.</b><sup>6</sup></p> <p><i>This criterion applies to fixed form or CAT assessments, whether summative assessments or a set of interim/benchmark assessments. Item banks also should reflect the proportions in the metrics.</i></p> <p><input type="checkbox"/> Yes    <input checked="" type="checkbox"/> No</p>	<p><b>4a) For Conceptual Understanding:</b></p> <ul style="list-style-type: none"> <li>• <b>K–High School:</b> At least 20% of the total score-points on the assessment(s) for each grade or course explicitly require students to demonstrate conceptual understanding of key mathematical concepts, especially where called for in specific content standards or cluster headings.</li> </ul>	Yes	Approximately 35% of the total score-points on the assessment for grade 6 explicitly address standards which require students to demonstrate conceptual understanding of key mathematical concepts.
	<p><b>4b) For Procedural Skill and Fluency:</b></p> <ul style="list-style-type: none"> <li>• <b>K–6:</b> At least 20% of the score-points on the assessment(s) for each grade explicitly assess procedural skill and fluency requirements in the Standards.</li> <li>• <b>7–8 and High School:</b> At least 20% of the score-points on the assessment(s) for each grade or course explicitly assess procedural skill and fluency/culminating standards. <ul style="list-style-type: none"> <li>• Grade 7: 7.EE.3, 7.EE.4, 7.NS.1</li> <li>• Grade 8: 8.EE.7, 8.G.9</li> <li>• High School: See <a href="#">PARCC Model Content Frameworks</a>, pages 46, 49, 53, 54</li> </ul> </li> </ul>	No	Fluency is ignored in these benchmark assessments. There are no items on the assessment for grade 6 that explicitly assess fluency requirements in the Standards (6.NS.B.2 and 6.NS.B.3).
	<p><b>4c) For Applications</b></p> <ul style="list-style-type: none"> <li>• <b>K–5:</b> At least 20% of the total score-points on the assessment(s) for each grade explicitly assess solving single- or multi-step word problems.</li> <li>• <b>6–8:</b> At least 25% of the total score points on the assessment(s) for each grade explicitly assess solving single- and multi-step word problems and simple models.</li> <li>• <b>High School:</b> At least 30% of the total score-points on the assessment(s) for each high school course explicitly assess single- and multi-step word problems, simple models, and substantial modeling/application problems.</li> </ul>	Yes	Over 25% of the total score-points on the assessment for grade 6 explicitly assess solving single and multi-step word problems and simple models.

<sup>6</sup> Refer also to criterion #4 in the [K–8 Publishers’ Criteria](#) for the Common Core State Standards for Mathematics (Spring 2013) and criterion #2 in the [High School Publishers’ Criteria](#) for the Common Core State Standards for Mathematics (Spring 2013).

	<p><b>4d) Grades 3-High School:</b> PARCC Type II and Type III Performance-Based Tasks<sup>7</sup></p> <ul style="list-style-type: none"> <li>• At least two items on each assessment for each grade or course align with PARCC’s Type II (Subclaim C) Evidence Statements. One item is a 3-point item and the second a 4-point item. A rubric for hand scoring any part of an item that cannot be machine scored is provided.</li> <li>• At least two items on each assessment for each grade or course align with PARCC’s Type III (Subclaim D) Evidence Statements. One item is a 3-point item and the second a 6-point item. A rubric for hand scoring any part of an item that cannot be machine scored is provided.</li> </ul>	<b>No</b>	There are no items that indicate alignment to Subclaim C or Subclaim D.
--	--	-----------	---

<sup>7</sup> See page 2 of [PARCC’s Evidence Tables](#) - High Level Overview and the PBA Evidence tables for each grade. An example of a Subclaim C evidence statement is 4.C.2. An example of a Subclaim D evidence statement is 4.D.1. To view PARCC’s prototype Type II and Type III items, go to <http://www.parcconline.org/samples/mathematics/grade-4-mathematics>.



ADDITIONAL INDICATORS OF QUALITY	MEETS METRICS (Y/N)	JUSTIFICATION/COMMENTS
<b>SECTION III: ADDITIONAL INDICATORS OF QUALITY</b>		
<p><b>5. Practice-Content Connections.</b> Each grade/course’s assessments include items that meaningfully connect the Standards for Mathematical Content and Standards for Mathematical Practice. However, not all items need to align to a Standard for Mathematical Practice. And there is no requirement to have an equal balance among the Standards for Mathematical Practice in any set of items or test forms.<sup>8</sup></p>	<b>No</b>	The Standards for Mathematical Practice are not linked to any items, and there is no mention of them anywhere in the benchmark assessments.
<p><b>6. Assessing Supporting Content.</b> Assessment of supporting content enhances focus and coherence simultaneously by engaging students in the major work of the grade or course.<sup>9</sup></p>	<b>Yes</b>	Items addressing supporting content support the major work of 6 <sup>th</sup> grade although this is not clearly stated.
<p><b>7. Addressing Every Standard for Mathematical Practice.</b> Every Standard for Mathematical Practice is represented on the assessment(s) for each grade or course.</p>	<b>No</b>	The Standards for Mathematical Practice are not addressed in the benchmark assessments.
<p><b>8. Expressing Mathematical Reasoning.</b> There are sufficiently many points on the assessment(s) for each grade or course that explicitly assess expressing and/or communicating mathematical reasoning.</p>	<b>Yes</b>	The assessment for grade 6 allows for expressing and/or communicating mathematical reasoning through short answer and constructive response questions.
<p><b>9. Constructing Forms Without Cueing Solution Processes.</b> Item sequences do not cue the student to use a certain solution process during problem solving and assessments include problems requiring different types of solution processes within the same section.</p>	<b>Yes</b>	The assessment does not give the students a cue to use for any of the solutions.
<p><b>10. Calling for Variety in Student Work.</b> Items require a variety in what students produce. For example, items require students to produce answers and solutions, but also, in a grade-appropriate way, arguments and explanations, diagrams, mathematical models, etc.<sup>10</sup></p>	<b>Yes</b>	Some of the items on the assessments allow for the students to use mathematical models, explanations and diagrams.
<p><b>11. Quality Materials.</b> The assessment items, answer keys, and documentation are free from mathematical errors.</p>	<b>Yes</b>	Based upon our professional knowledge the assessment items, answer keys, and documentation are free from mathematical errors.

<sup>8</sup> Refer also to criterion #7 in the [K–8 Publishers' Criteria](#) for the Common Core State Standards for Mathematics (Spring 2013) and criteria #5 [High School Publishers' Criteria](#) for the Common Core State Standards for Mathematics (Spring 2013).

<sup>9</sup> Refer also to criterion #3 in the [K–8 Publishers' Criteria](#) for the Common Core State Standards for Mathematics (Spring 2013).

<sup>10</sup> Refer also to criterion #9 in the [K–8 Publishers' Criteria](#) for the Common Core State Standards for Mathematics (Spring 2013) and criteria #7 [High School Publishers' Criteria](#) for the CCSSM (Spring 2013).

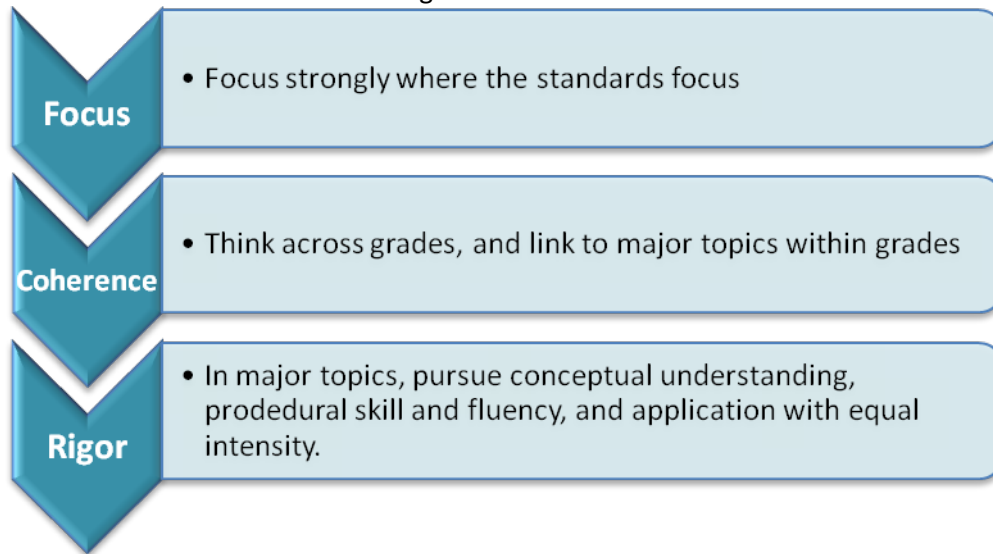
**Tier 1 ratings** receive a “Yes” in Column 1 for Criteria 1-3, a “Yes” in Column 1 for Criteria 4, and a “Yes” for all additional indicators 5-11.

**Tier 2 ratings** receive a “Yes” in Column 1 for all non-negotiable criteria (Criteria 1 – 3), a “Yes” in Column 1 for Criteria 4, but at least one “No” for additional indicators 5-11.

**Tier 3 ratings** receive a “No” in Column 1 for at least criteria in Section II or Section III.

FINAL EVALUATION			
Compile the results for Sections I and II to make a final decision for the material under review.			
Section	Criteria	Y/N	Final Justification/Comments
I: Non-Negotiables	1. Alignment of Test Items	Yes	The majority of the test items exhibit alignment to the full intent of the CCSSM for grade 6.
	2. Focus on Major Work	Yes	Overall 74% of the items discuss the major work of the grade.
	3. Focus in K-8	Yes	Each item on the assessment addresses topics found in the standards for grade 6.
II. Balance	4. Rigor and Balance	No	Fluency is lacking, and there are no items that indicate alignment to Subclaim C or Subclaim D.
II: Additional Indicators of Quality	5. Practice-Content Connections	No	The Standards for Mathematical Practice are not linked to any items, and there is no mention of them anywhere in the benchmark assessments.
	6. Assessing Supporting Content	Yes	The evidence table shows the focus and coherence of each item listed on the assessment by placing the standard above each item to prove the alignment of the standard and the major work.
	7. Addressing Every Standard for Mathematical Practice	No	The Standards for Mathematical Practice are not addressed in the benchmark assessments.
	8. Expressing Mathematical Reasoning	Yes	The assessment for grade 6 allows for expressing and/or communicating mathematical reasoning through short answer and constructive response questions.
	9. Constructing Forms Without Cueing Solution Processes	Yes	The assessment does not give the students a cue to use for any of the solutions.
	10. Calling for Variety in Student Work	Yes	Some of the items on the assessments allow for the students to use mathematical models, explanations and diagrams.
	11. Quality Materials	Yes	Based upon our professional knowledge the assessment items, answer keys, and documentation are free from mathematical errors.
<b>FINAL DECISION FOR THIS MATERIAL: <u>Tier III, Not representing quality</u></b>			

Strong mathematics instruction contains the following elements:



**Title:** Common Core Math Benchmark Assessments

**Grade:** Grade 7

**Publisher:** Measured Progress, Inc.

**Copyright:** 2013

**Overall Rating:** Tier III, Not representing quality

**Tier I, Tier II, Tier III** Elements of this review:

<b>STRONG</b>	<b>WEAK</b>
<a href="#">Alignment of Test Items</a> (Non-Negotiable)	<a href="#">Focus on Major Work</a> (Non-Negotiable)
<a href="#">Focus in K-8</a> (Non-Negotiable)	<a href="#">Rigor and Balance</a>
<a href="#">Assessing Supporting Content</a>	<a href="#">Practice-Content Connections</a>
<a href="#">Expressing Mathematical Reasoning</a>	<a href="#">Addressing Every Standard for Mathematical Practice</a>
<a href="#">Constructing Forms Without Cueing Solution Processes</a>	
<a href="#">Calling for a Variety in Student Work</a>	
<a href="#">Quality Materials</a>	

To evaluate each set of submitted materials for alignment with the standards, begin by reviewing the indicators listed in Column 2 for the non-negotiable criteria in Section I. If there is a “Yes” for all indicators in Column 2 for Section I, then the materials receive a “Yes” in Column 1. If there is a “No” for any indicator in Column 2 for Section I, then the materials receive a “No” in Column 1.

In Section II, if there is a “Yes” for all indicators in Column 2, then the materials receive a “Yes” in Column 1. If there is a “No” for any indicator in Column 2 for Section II, then the materials receive a “No” in Column 1.

For Section III, review each indicator individually.

**Tier 1 ratings** receive a “Yes” in Column 1 for Criteria 1 – 11.

**Tier 2 ratings** receive a “Yes” in Column 1 for all non-negotiable criteria (Criteria 1 – 3), a “Yes” in Column 1 for Criteria 4 in Section II, but at least one “No” in Section III.

**Tier 3 ratings** receive a “No” in Column 1 in Section II or Section III.

CRITERIA	INDICATORS OF SUPERIOR QUALITY	MEETS METRICS (Y/N)	JUSTIFICATION/COMMENTS
<b>SECTION I: NON-NEGOTIABLE CRITERIA</b>			
<p><b>Non-Negotiable 1. ALIGNMENT OF TEST ITEMS:</b> 90% of test items and/or sets of items exhibit alignment to the full intent of the CCSSM for that grade or course<sup>1,2</sup> by eliciting direct, observable evidence of the degree to which a student can independently demonstrate the targeted standard(s).</p> <p><i>This criterion applies to fixed form or CAT assessments, whether summative assessments or a set of interim/benchmark assessments. All items and/or sets of items should reflect the metric.</i></p> <p><input checked="" type="checkbox"/> Yes    <input type="checkbox"/> No</p>	<p><b>1a)</b> Items and/or sets of items directly reflect the language of individual standards.</p> <ul style="list-style-type: none"> <li>For example, 6.EE.3 puts the emphasis on applying properties of operations and generating equivalent expressions, not just mechanically simplifying.</li> <li>Most items aligned to a single standard should assess the central concern of the standard in question.</li> </ul>	Yes	The language of the individual standards is also aligned with the questions. For example, Form B items 1 and 12 target 7.EE.A.1, and these items require selecting equivalent expressions as required by the standard.
	<p><b>1b)</b> Items and/or sets of items align with <a href="#">PARCC's evidence tables</a> for grades 3-8 and adhere to content limitations outlined in that document. All limitations for all grade K-HS provided in footnotes of the CCSSM are also followed. For example, in Grade 3 denominators for fractions are limited to 2, 3, 4, 6 and 8.</p>	Yes	Items are aligned with the PARCC'S evidence tables.
	<p><b>1c)</b> The overall set of items reflect the <a href="#">progressions</a> in the Standards.</p> <ul style="list-style-type: none"> <li>For example, multiplication and division items in grade 3 emphasize equal groups, with no rate problems (grade 6 in CCSS).</li> </ul>	Yes	The overall set of items reflects the progression in the standards
	<p><b>1d)</b> Within the complete set of items, there are items which assess all levels of the content hierarchy, including cluster headings.</p>	Yes	There are items that address individual standards and cluster headings. For example, Form A item 22 targets cluster 7.EE.B.
	<p><b>1e)</b> Using the number system appropriate to the grade level.</p> <ul style="list-style-type: none"> <li>For example, in grade 3 there are some items involving fractions greater than 1; in the middle grades, arithmetic and algebra use the rational number system, not just the integers.</li> </ul>	Yes	Each item uses numbers appropriate to grade 7.

<sup>1</sup> Refer also to the [K–8 Publishers' Criteria](#) for the Common Core State Standards for Mathematics (Spring 2013) and the [High School Publishers' Criteria](#) for the Common Core State Standards for Mathematics (Spring 2013).

<sup>2</sup> See the [Quality Criteria Checklist for Mathematics](#).

CRITERIA	INDICATORS OF SUPERIOR QUALITY	MEETS METRICS (Y/N)	JUSTIFICATION/COMMENTS
<b>SECTION I (continued): NON-NEGOTIABLE CRITERIA</b>			
<p><b>Non-Negotiable 2. FOCUS ON MAJOR WORK*</b>: The large majority of points in each grade K–8 are devoted to the major work of the grade, and the majority of points in each High School course are devoted to widely applicable prerequisites.<sup>3</sup></p> <p><i>This criterion applies to fixed form or CAT assessments, whether summative assessments or a set of interim/benchmark assessments. Item banks also should reflect the proportions in the metrics.</i></p> <p><input type="checkbox"/> Yes    <input checked="" type="checkbox"/> No</p> <p><b>*As applicable to the grade level assessment being reviewed.</b></p>	<b>FOR GRADES K–8 ONLY</b>	<b>No</b>	On test Form A, 100% of the total points are aligned exclusively to the major work of grade 7. Test Form B has 100% of the total points aligned exclusively to the major work of grade 7. Test Form C has 45% of the total points aligned exclusively to the major work of grade 7. Test Form D has 9% of the total points aligned exclusively to the major work of grade 7. Overall 64% discusses the major work of the grade.
	<p><b>For grades K–8</b>, each grade/course’s assessments <b>meet or exceed</b> the following score-point distributions for the major work of the grade.</p> <ul style="list-style-type: none"> <li>• 85% of the total points in grades K–2 align exclusively to the major work of the grade.</li> <li>• 75% of the total points in grades 3–5 align exclusively to the major work of the grade.</li> <li>• 65% of the total points in grades 6–8 align exclusively to the major work of the grade.</li> </ul>		
	<b>FOR HIGH SCHOOL ONLY</b>		
<p><b>For high school</b>, aligned assessments or sets of assessments <b>meet or exceed</b> the following score-point distribution:</p> <ul style="list-style-type: none"> <li>• 50% of the total points in high school align to content of Common Core State Standards identified as <a href="#">widely applicable prerequisites</a> for a range of college majors, postsecondary programs, and careers.<sup>4</sup></li> </ul>			

<sup>3</sup> Refer also to criterion #1 in [K–8 Publishers’ Criteria](#) for the Common Core State Standards for Mathematics (Spring 2013) and criterion #1 in the [High School Publishers’ Criteria](#) for the Common Core State Standards for Mathematics (Spring 2013).

<sup>4</sup> Refer also to page 8 in the [High School Publishers’ Criteria](#) for the Common Core State Standards for Mathematics (Spring 2013).

CRITERIA	INDICATORS OF SUPERIOR QUALITY	MEETS METRICS (Y/N)	JUSTIFICATION/COMMENTS
<b>SECTION I (continued): NON-NEGOTIABLE CRITERIA</b>			
<p><b>Non-Negotiable 3. FOCUS IN K–8: No item assesses topics directly or indirectly before they are introduced in the CCSSM.<sup>5</sup></b></p> <p><i>This criterion applies to fixed form or CAT assessments, whether a summative assessment or a set of interim/benchmark assessments. All Items also should reflect the metric.</i></p> <p><input checked="" type="checkbox"/> Yes    <input type="checkbox"/> No</p>	<p>90% of items on an assessment address only knowledge of topics found in the CCSSM in the specified grade level.</p> <p>Commonly misaligned topics include, but are not limited to:</p> <ul style="list-style-type: none"> <li>• <b>Probability</b>, including chance, likely outcomes, probability models. (Introduced in the CCSSM in grade 7)</li> <li>• <b>Statistical distributions</b>, including center, variation, clumping, outliers, mean, median, mode, range, quartiles; and <b>statistical association or trends</b>, including two-way tables, bivariate measurement data, scatter plots, trend line, line of best fit, correlation. (Introduced in the CCSSM in grades 6–8; see CCSSM for specific expectations by grade level.)</li> <li>• <b>Similarity, congruence, or geometric transformations</b>. (Introduced in the CCSSM in grade 8)</li> <li>• <b>Symmetry</b> of shapes, including line/reflection symmetry, rotational symmetry. (Introduced in the CCSSM in grade 4)</li> </ul>	<p><b>Yes</b></p>	<p>Each item on the assessment addresses topics found in the CCSSM for grade 7.</p>

<sup>5</sup> Refer also to criterion #2 in the [K–8 Publishers' Criteria](#) for the Common Core State Standards for Mathematics (Spring 2013).

CRITERIA	INDICATORS OF SUPERIOR QUALITY	MEETS METRICS (Y/N)	JUSTIFICATION/COMMENTS
<b>SECTION II: Balance</b>			
<p><b>4. RIGOR AND BALANCE: Each grade/course's assessments reflect the balances in the Standards and help students meet the Standards' rigorous expectations by helping students develop conceptual understanding, procedural skill and fluency, and application.<sup>6</sup></b></p> <p><i>This criterion applies to fixed form or CAT assessments, whether summative assessments or a set of interim/benchmark assessments. Item banks also should reflect the proportions in the metrics.</i></p> <p><input type="checkbox"/> Yes    <input checked="" type="checkbox"/> No</p>	<p><b>4a) For Conceptual Understanding:</b></p> <ul style="list-style-type: none"> <li><b>K–High School:</b> At least 20% of the total score-points on the assessment(s) for each grade or course explicitly require students to demonstrate conceptual understanding of key mathematical concepts, especially where called for in specific content standards or cluster headings.</li> </ul>	Yes	Approximately 20% of the total score-points on the assessment for grade 7 explicitly require students to demonstrate conceptual understanding of key mathematical concepts.
	<p><b>4b) For Procedural Skill and Fluency:</b></p> <ul style="list-style-type: none"> <li><b>K–6:</b> At least 20% of the score-points on the assessment(s) for each grade explicitly assess procedural skill and fluency requirements in the Standards.</li> <li><b>7–8 and High School:</b> At least 20% of the score-points on the assessment(s) for each grade or course explicitly assess procedural skill and fluency/culminating standards. <ul style="list-style-type: none"> <li>Grade 7: 7.EE.3, 7.EE.4, 7.NS.1</li> <li>Grade 8: 8.EE.7, 8.G.9</li> <li>High School: See <a href="#">PARCC Model Content Frameworks</a>, pages 46, 49, 53, 54</li> </ul> </li> </ul>	No	16% of the score-points on the assessment for grade 7 explicitly assess procedural skill and fluency/culminating standards as required by 7.EE.3, 7.EE.4, 7.NS.1.
	<p><b>4c) For Applications</b></p> <ul style="list-style-type: none"> <li><b>K–5:</b> At least 20% of the total score-points on the assessment(s) for each grade explicitly assess solving single- or multi-step word problems.</li> <li><b>6–8:</b> At least 25% of the total score points on the assessment(s) for each grade explicitly assess solving single- and multi-step word problems and simple models.</li> <li><b>High School:</b> At least 30% of the total score-points on the assessment(s) for each high school course explicitly assess single- and multi-step word problems, simple models, and substantial modeling/application problems.</li> </ul>	Yes	At least 25% of the total score-points on the assessment for grade 7 explicitly assess solving single and multi-step word problems and simple models.

<sup>6</sup> Refer also to criterion #4 in the [K–8 Publishers' Criteria](#) for the Common Core State Standards for Mathematics (Spring 2013) and criterion #2 in the [High School Publishers' Criteria](#) for the Common Core State Standards for Mathematics (Spring 2013).

	<p><b>4d) Grades 3-High School:</b> PARCC Type II and Type III Performance-Based Tasks <sup>7</sup></p> <ul style="list-style-type: none"> <li>• At least two items on each assessment for each grade or course align with PARCC’s Type II (Subclaim C) Evidence Statements. One item is a 3-point item and the second a 4-point item. A rubric for hand scoring any part of an item that cannot be machine scored is provided.</li> <li>• At least two items on each assessment for each grade or course align with PARCC’s Type III (Subclaim D) Evidence Statements. One item is a 3-point item and the second a 6-point item. A rubric for hand scoring any part of an item that cannot be machine scored is provided.</li> </ul>	<b>No</b>	There are no items that indicate alignment to Subclaim C or Subclaim D.
--	---	-----------	---

<sup>7</sup> See page 2 of [PARCC’s Evidence Tables](#) - High Level Overview and the PBA Evidence tables for each grade. An example of a Subclaim C evidence statement is 4.C.2. An example of a Subclaim D evidence statement is 4.D.1. To view PARCC’s prototype Type II and Type III items, go to <http://www.parcconline.org/samples/mathematics/grade-4-mathematics>.



ADDITIONAL INDICATORS OF QUALITY	MEETS METRICS (Y/N)	JUSTIFICATION/COMMENTS
<b>SECTION III:ADDITIONAL INDICATORS OF QUALITY</b>		
<b>5. Practice-Content Connections.</b> Each grade/course’s assessments include items that meaningfully connect the Standards for Mathematical Content and Standards for Mathematical Practice. However, not all items need to align to a Standard for Mathematical Practice. And there is no requirement to have an equal balance among the Standards for Mathematical Practice in any set of items or test forms. <sup>8</sup>	<b>No</b>	The Standards for Mathematical Practice are not linked to any items, and there is no mention of them anywhere in the benchmark assessments.
<b>6. Assessing Supporting Content.</b> Assessment of supporting content enhances focus and coherence simultaneously by engaging students in the major work of the grade or course. <sup>9</sup>	<b>Yes</b>	Items addressing supporting content support the major work of 7 <sup>th</sup> grade although this is not clearly stated.
<b>7. Addressing Every Standard for Mathematical Practice.</b> Every Standard for Mathematical Practice is represented on the assessment(s) for each grade or course.	<b>No</b>	The Standards for Mathematical Practice are not addressed in the benchmark assessments.
<b>8. Expressing Mathematical Reasoning.</b> There are sufficiently many points on the assessment(s) for each grade or course that explicitly assess expressing and/or communicating mathematical reasoning.	<b>Yes</b>	The assessment for grade 7 allows for expressing and/or communicating mathematical reasoning through short answer and constructive response questions.
<b>9. Constructing Forms Without Cueing Solution Processes.</b> Item sequences do not cue the student to use a certain solution process during problem solving and assessments include problems requiring different types of solution processes within the same section.	<b>Yes</b>	The assessment does not give the students a cue to use for any of the solutions.
<b>10. Calling for Variety in Student Work.</b> Items require a variety in what students produce. For example, items require students to produce answers and solutions, but also, in a grade-appropriate way, arguments and explanations, diagrams, mathematical models, etc. <sup>10</sup>	<b>Yes</b>	Some of the items on the assessments allow for the students to use mathematical models, explanations and diagrams.
<b>11. Quality Materials.</b> The assessment items, answer keys, and documentation are free from mathematical errors.	<b>Yes</b>	Based upon our professional knowledge the assessment items, answer keys, and documentation are free from mathematical errors.

<sup>8</sup> Refer also to criterion #7 in the [K–8 Publishers' Criteria](#) for the Common Core State Standards for Mathematics (Spring 2013) and criteria #5 [High School Publishers' Criteria](#) for the Common Core State Standards for Mathematics (Spring 2013).

<sup>9</sup> Refer also to criterion #3 in the [K–8 Publishers' Criteria](#) for the Common Core State Standards for Mathematics (Spring 2013).

<sup>10</sup> Refer also to criterion #9 in the [K–8 Publishers' Criteria](#) for the Common Core State Standards for Mathematics (Spring 2013) and criteria #7 [High School Publishers' Criteria](#) for the CCSSM (Spring 2013).

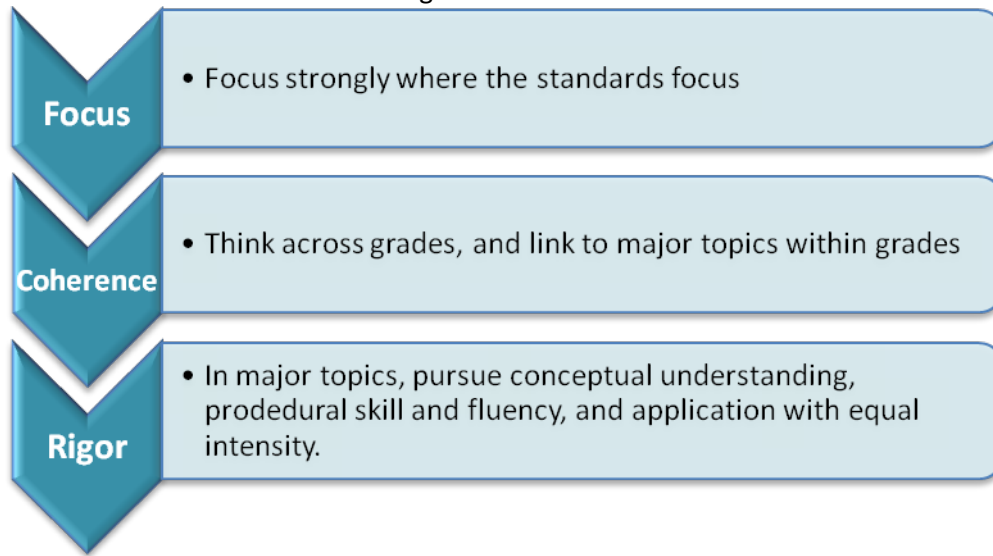
**Tier 1 ratings** receive a “Yes” in Column 1 for Criteria 1-3, a “Yes” in Column 1 for Criteria 4, and a “Yes” for all additional indicators 5-11.

**Tier 2 ratings** receive a “Yes” in Column 1 for all non-negotiable criteria (Criteria 1 – 3), a “Yes” in Column 1 for Criteria 4, but at least one “No” for additional indicators 5-11.

**Tier 3 ratings** receive a “No” in Column 1 for at least criteria in Section II or Section III.

FINAL EVALUATION			
Compile the results for Sections I and II to make a final decision for the material under review.			
Section	Criteria	Y/N	Final Justification/Comments
I: Non-Negotiables	1. Alignment of Test Items	Yes	The majority of the test items exhibit alignment to the full intent of the CCSSM for grade 7.
	2. Focus on Major Work	No	Overall only 64% discusses the major work of the grade
	3. Focus in K-8	Yes	Each item on the assessment addresses topics found in the CCSSM for grade 7.
II. Balance	4. Rigor and Balance	No	Fluency is lacking, and there are no items that indicate alignment to Subclaim C or Subclaim D.
II: Additional Indicators of Quality	5. Practice-Content Connections	No	The Standards for Mathematical Practice are not linked to any items, and there is no mention of them anywhere in the benchmark assessments.
	6. Assessing Supporting Content	Yes	The evidence table shows the focus and coherence of each item listed on the assessment by placing the standard above each item to prove the alignment of the standard and the major work.
	7. Addressing Every Standard for Mathematical Practice	No	The Standards for Mathematical Practice are not addressed in the benchmark assessments.
	8. Expressing Mathematical Reasoning	Yes	The assessment for grade 7 allows for expressing and/or communicating mathematical reasoning through short answer and constructive response questions.
	9. Constructing Forms Without Cueing Solution Processes	Yes	The assessment does not give the students a cue to use for any of the solutions.
	10. Calling for Variety in Student Work	Yes	Some of the items on the assessments allow for the students to use mathematical models, explanations and diagrams.
	11. Quality Materials	Yes	Based upon our professional knowledge the assessment items, answer keys, and documentation are free from mathematical errors.
<b>FINAL DECISION FOR THIS MATERIAL: Tier III, Not representing quality</b>			

Strong mathematics instruction contains the following elements:



**Title:** Common Core Math Benchmark Assessments

**Grade:** Grade 8

**Publisher:** Measured Progress, Inc.

**Copyright:** 2013

**Overall Rating:** Tier III, Not representing quality

**Tier I, Tier II, Tier III Elements of this review:**

<b>STRONG</b>	<b>WEAK</b>
<a href="#">Alignment of Test Items</a> (Non-Negotiable)	<a href="#">Rigor and Balance</a>
<a href="#">Focus on Major Work</a> (Non-Negotiable)	<a href="#">Practice-Content Connections</a>
<a href="#">Focus in K-8</a> (Non-Negotiable)	<a href="#">Addressing Every Standard for Mathematical Practice</a>
<a href="#">Assessing Supporting Content</a>	
<a href="#">Expressing Mathematical Reasoning</a>	
<a href="#">Constructing Forms Without Cueing Solution Processes</a>	
<a href="#">Calling for a Variety in Student Work</a>	
<a href="#">Quality Materials</a>	

To evaluate each set of submitted materials for alignment with the standards, begin by reviewing the indicators listed in Column 2 for the non-negotiable criteria in Section I. If there is a “Yes” for all indicators in Column 2 for Section I, then the materials receive a “Yes” in Column 1. If there is a “No” for any indicator in Column 2 for Section I, then the materials receive a “No” in Column 1.

In Section II, if there is a “Yes” for all indicators in Column 2, then the materials receive a “Yes” in Column 1. If there is a “No” for any indicator in Column 2 for Section II, then the materials receive a “No” in Column 1.

For Section III, review each indicator individually.

**Tier 1 ratings** receive a “Yes” in Column 1 for Criteria 1 – 11.

**Tier 2 ratings** receive a “Yes” in Column 1 for all non-negotiable criteria (Criteria 1 – 3), a “Yes” in Column 1 for Criteria 4 in Section II, but at least one “No” in Section III.

**Tier 3 ratings** receive a “No” in Column 1 in Section II or Section III.

CRITERIA	INDICATORS OF SUPERIOR QUALITY	MEETS METRICS (Y/N)	JUSTIFICATION/COMMENTS
<b>SECTION I: NON-NEGOTIABLE CRITERIA</b>			
<p><b>Non-Negotiable 1. ALIGNMENT OF TEST ITEMS:</b> 90% of test items and/or sets of items exhibit alignment to the full intent of the CCSSM for that grade or course<sup>1 2</sup> by eliciting direct, observable evidence of the degree to which a student can independently demonstrate the targeted standard(s).</p> <p><i>This criterion applies to fixed form or CAT assessments, whether summative assessments or a set of interim/benchmark assessments. All items and/or sets of items should reflect the metric.</i></p> <p><input checked="" type="checkbox"/> Yes    <input type="checkbox"/> No</p>	<p><b>1a)</b> Items and/or sets of items directly reflect the language of individual standards.</p> <ul style="list-style-type: none"> <li>For example, 6.EE.3 puts the emphasis on applying properties of operations and generating equivalent expressions, not just mechanically simplifying.</li> <li>Most items aligned to a single standard should assess the central concern of the standard in question.</li> </ul>	Yes	For most items, the language of the individual standards is aligned with the questions. For example, Form C item 14 targets 8.EE.C.8, and these item requires analyzing a pair of simultaneous linear equations as required by the standard.
	<p><b>1b)</b> Items and/or sets of items align with <a href="#">PARCC's evidence tables</a> for grades 3-8 and adhere to content limitations outlined in that document. All limitations for all grade K-HS provided in footnotes of the CCSSM are also followed. For example, in Grade 3 denominators for fractions are limited to 2, 3, 4, 6 and 8.</p>	Yes	Not all items are aligned with PARCC'S evidence tables and footnotes of the CCSSM although these items are fewer than 10% of the total items. For example, Form B Item 19 assesses standard 8.G.B.7. The PARCC Evidence Table states the following: "Tasks require students to find one side of a right triangle in three dimensions, given information on a diagram that straightforwardly determines the other two sides." In the item, students are not given two sides. No right triangles are drawn in the figure, so a student cannot straightforwardly determine the sides.
	<p><b>1c)</b> The overall set of items reflect the <a href="#">progressions</a> in the Standards.</p> <ul style="list-style-type: none"> <li>For example, multiplication and division items in grade 3 emphasize equal groups, with no rate problems (grade 6 in CCSS).</li> </ul>	Yes	Most items in the overall set of items reflect the progression in the standards.

<sup>1</sup> Refer also to the [K–8 Publishers' Criteria](#) for the Common Core State Standards for Mathematics (Spring 2013) and the [High School Publishers' Criteria](#) for the Common Core State Standards for Mathematics (Spring 2013).

<sup>2</sup> See the [Quality Criteria Checklist for Mathematics](#).

	<p><b>1d)</b> Within the complete set of items, there are items which assess all levels of the content hierarchy, including cluster headings.</p>	<p><b>Yes</b></p>	<p>There are items that address individual standards and cluster headings. For example, Form A item 11 targets cluster 8.NS.A.</p>
	<p><b>1e)</b> Using the number system appropriate to the grade level.</p> <ul style="list-style-type: none"> <li>• For example, in grade 3 there are some items involving fractions greater than 1; in the middle grades, arithmetic and algebra use the rational number system, not just the integers.</li> </ul>	<p><b>Yes</b></p>	<p>Each item uses numbers appropriate to grade 8.</p>

CRITERIA	INDICATORS OF SUPERIOR QUALITY	MEETS METRICS (Y/N)	JUSTIFICATION/COMMENTS
<b>SECTION I (continued): NON-NEGOTIABLE CRITERIA</b>			
<p><b>Non-Negotiable 2. FOCUS ON MAJOR WORK*</b>: The large majority of points in each grade K–8 are devoted to the major work of the grade, and the majority of points in each High School course are devoted to widely applicable prerequisites.<sup>3</sup></p> <p><i>This criterion applies to fixed form or CAT assessments, whether summative assessments or a set of interim/benchmark assessments. Item banks also should reflect the proportions in the metrics.</i></p> <p><input checked="" type="checkbox"/> Yes    <input type="checkbox"/> No</p> <p><b>*As applicable to the grade level assessment being reviewed.</b></p>	<p><b>FOR GRADES K–8 ONLY</b></p> <p><b>For grades K–8</b>, each grade/course’s assessments <b>meet or exceed</b> the following score-point distributions for the major work of the grade.</p> <ul style="list-style-type: none"> <li>• 85% of the total points in grades K–2 align exclusively to the major work of the grade.</li> <li>• 75% of the total points in grades 3–5 align exclusively to the major work of the grade.</li> <li>• 65% of the total points in grades 6–8 align exclusively to the major work of the grade.</li> </ul>	Yes	<p>On Test Form A, 73% of the total points are aligned exclusively to the major work of grade 8. Test Form B has 77% of the total points aligned exclusively to the major work of grade 8. Test Form C has 100% of the total points aligned exclusively to the major work of grade 8. Test Form D has 77% of the total points aligned exclusively to the major work of grade 8.</p> <p>Overall 82% of the items discuss the major work of the grade.</p>
	<p><b>FOR HIGH SCHOOL ONLY</b></p> <p><b>For high school</b>, aligned assessments or sets of assessments <b>meet or exceed</b> the following score-point distribution:</p> <ul style="list-style-type: none"> <li>• 50% of the total points in high school align to content of Common Core State Standards identified as <a href="#">widely applicable prerequisites</a> for a range of college majors, postsecondary programs, and careers.<sup>4</sup></li> </ul>		

<sup>3</sup> Refer also to criterion #1 in [K–8 Publishers’ Criteria](#) for the Common Core State Standards for Mathematics (Spring 2013) and criterion #1 in the [High School Publishers’ Criteria](#) for the Common Core State Standards for Mathematics (Spring 2013).

<sup>4</sup> Refer also to page 8 in the [High School Publishers’ Criteria](#) for the Common Core State Standards for Mathematics (Spring 2013).

CRITERIA	INDICATORS OF SUPERIOR QUALITY	MEETS METRICS (Y/N)	JUSTIFICATION/COMMENTS
<b>SECTION I (continued): NON-NEGOTIABLE CRITERIA</b>			
<p><b>Non-Negotiable 3. FOCUS IN K–8: No item assesses topics directly or indirectly before they are introduced in the CCSSM.<sup>5</sup></b></p> <p><i>This criterion applies to fixed form or CAT assessments, whether a summative assessment or a set of interim/benchmark assessments. All items also should reflect the metric.</i></p> <p><input checked="" type="checkbox"/> Yes    <input type="checkbox"/> No</p>	<p>90% of items on an assessment address only knowledge of topics found in the CCSSM in the specified grade level.</p> <p>Commonly misaligned topics include, but are not limited to:</p> <ul style="list-style-type: none"> <li>• <b>Probability</b>, including chance, likely outcomes, probability models. (Introduced in the CCSSM in grade 7)</li> <li>• <b>Statistical distributions</b>, including center, variation, clumping, outliers, mean, median, mode, range, quartiles; and <b>statistical association or trends</b>, including two-way tables, bivariate measurement data, scatter plots, trend line, line of best fit, correlation. (Introduced in the CCSSM in grades 6–8; see CCSSM for specific expectations by grade level.)</li> <li>• <b>Similarity, congruence, or geometric transformations.</b> (Introduced in the CCSSM in grade 8)</li> <li>• <b>Symmetry</b> of shapes, including line/reflection symmetry, rotational symmetry. (Introduced in the CCSSM in grade 4)</li> </ul>	<p><b>Yes</b></p>	<p>Each item on the assessment addresses topics found in the CCSSM for grade 8.</p>

<sup>5</sup> Refer also to criterion #2 in the [K–8 Publishers' Criteria](#) for the Common Core State Standards for Mathematics (Spring 2013).

CRITERIA	INDICATORS OF SUPERIOR QUALITY	MEETS METRICS (Y/N)	JUSTIFICATION/COMMENTS
<b>SECTION II: Balance</b>			
<p><b>4. RIGOR AND BALANCE: Each grade/course’s assessments reflect the balances in the Standards and help students meet the Standards’ rigorous expectations by helping students develop conceptual understanding, procedural skill and fluency, and application.</b><sup>6</sup></p> <p><i>This criterion applies to fixed form or CAT assessments, whether summative assessments or a set of interim/benchmark assessments. Item banks also should reflect the proportions in the metrics.</i></p> <p><input type="checkbox"/> Yes    <input checked="" type="checkbox"/> No</p>	<p><b>4a) For Conceptual Understanding:</b></p> <ul style="list-style-type: none"> <li>• <b>K–High School:</b> At least 20% of the total score-points on the assessment(s) for each grade or course explicitly require students to demonstrate conceptual understanding of key mathematical concepts, especially where called for in specific content standards or cluster headings.</li> </ul>	Yes	Approximately 46% of the total score-points on the assessment for grade 8 explicitly address standards which require students to demonstrate conceptual understanding of key mathematical concepts (8.EE.B, 8.F.A.1, 8.G.A, and 8.SP.A.4).
	<p><b>4b) For Procedural Skill and Fluency:</b></p> <ul style="list-style-type: none"> <li>• <b>K–6:</b> At least 20% of the score-points on the assessment(s) for each grade explicitly assess procedural skill and fluency requirements in the Standards.</li> <li>• <b>7–8 and High School:</b> At least 20% of the score-points on the assessment(s) for each grade or course explicitly assess procedural skill and fluency/culminating standards. <ul style="list-style-type: none"> <li>• Grade 7: 7.EE.3, 7.EE.4, 7.NS.1</li> <li>• Grade 8: 8.EE.7, 8.G.9</li> <li>• High School: See <a href="#">PARCC Model Content Frameworks</a>, pages 46, 49, 53, 54</li> </ul> </li> </ul>	No	Approximately 16% of the score-points on the assessment for grade 8 explicitly assess procedural skill and fluency as required by 8.EE.7 and 8.G.9.
	<p><b>4c) For Applications</b></p> <ul style="list-style-type: none"> <li>• <b>K–5:</b> At least 20% of the total score-points on the assessment(s) for each grade explicitly assess solving single- or multi-step word problems.</li> <li>• <b>6–8:</b> At least 25% of the total score points on the assessment(s) for each grade explicitly assess solving single- and multi-step word problems and simple models.</li> <li>• <b>High School:</b> At least 30% of the total score-points on the assessment(s) for each high school course explicitly assess single- and multi-step word problems, simple models, and substantial modeling/application problems.</li> </ul>	Yes	Over 20% of the total score-points on the assessment for grade 8 explicitly assess solving single and multi-step word problems and simple models.

<sup>6</sup> Refer also to criterion #4 in the [K–8 Publishers’ Criteria](#) for the Common Core State Standards for Mathematics (Spring 2013) and criterion #2 in the [High School Publishers’ Criteria](#) for the Common Core State Standards for Mathematics (Spring 2013).



	<p><b>4d) Grades 3-High School:</b> PARCC Type II and Type III Performance-Based Tasks<sup>7</sup></p> <ul style="list-style-type: none"> <li>• At least two items on each assessment for each grade or course align with PARCC’s Type II (Subclaim C) Evidence Statements. One item is a 3-point item and the second a 4-point item. A rubric for hand scoring any part of an item that cannot be machine scored is provided.</li> <li>• At least two items on each assessment for each grade or course align with PARCC’s Type III (Subclaim D) Evidence Statements. One item is a 3-point item and the second a 6-point item. A rubric for hand scoring any part of an item that cannot be machine scored is provided.</li> </ul>	<p><b>No</b></p>	<p>There are no items that indicate alignment to Subclaim C or Subclaim D.</p>
--	--	------------------	--

<sup>7</sup> See page 2 of [PARCC’s Evidence Tables](#) - High Level Overview and the PBA Evidence tables for each grade. An example of a Subclaim C evidence statement is 4.C.2. An example of a Subclaim D evidence statement is 4.D.1. To view PARCC’s prototype Type II and Type III items, go to <http://www.parcconline.org/samples/mathematics/grade-4-mathematics>.

ADDITIONAL INDICATORS OF QUALITY	MEETS METRICS (Y/N)	JUSTIFICATION/COMMENTS
<b>SECTION III: ADDITIONAL INDICATORS OF QUALITY</b>		
<p><b>5. Practice-Content Connections.</b> Each grade/course’s assessments include items that meaningfully connect the Standards for Mathematical Content and Standards for Mathematical Practice. However, not all items need to align to a Standard for Mathematical Practice. And there is no requirement to have an equal balance among the Standards for Mathematical Practice in any set of items or test forms.<sup>8</sup></p>	<b>No</b>	The Standards for Mathematical Practice are not linked to any items, and there is no mention of them anywhere in the benchmark assessments.
<p><b>6. Assessing Supporting Content.</b> Assessment of supporting content enhances focus and coherence simultaneously by engaging students in the major work of the grade or course.<sup>9</sup></p>	<b>Yes</b>	Items addressing supporting content support the major work of 8 <sup>th</sup> grade although this is not clearly stated.
<p><b>7. Addressing Every Standard for Mathematical Practice.</b> Every Standard for Mathematical Practice is represented on the assessment(s) for each grade or course.</p>	<b>No</b>	The Standards for Mathematical Practice are not addressed in the benchmark assessments.
<p><b>8. Expressing Mathematical Reasoning.</b> There are sufficiently many points on the assessment(s) for each grade or course that explicitly assess expressing and/or communicating mathematical reasoning.</p>	<b>Yes</b>	The assessment for grade 8 allows for expressing and/or communicating mathematical reasoning through short answer and constructive response questions.
<p><b>9. Constructing Forms Without Cueing Solution Processes.</b> Item sequences do not cue the student to use a certain solution process during problem solving and assessments include problems requiring different types of solution processes within the same section.</p>	<b>Yes</b>	The assessment does not give the students a cue to use for any of the solutions.
<p><b>10. Calling for Variety in Student Work.</b> Items require a variety in what students produce. For example, items require students to produce answers and solutions, but also, in a grade-appropriate way, arguments and explanations, diagrams, mathematical models, etc.<sup>10</sup></p>	<b>Yes</b>	Some of the items on the assessments allow for the students to use mathematical models, explanations and diagrams.
<p><b>11. Quality Materials.</b> The assessment items, answer keys, and documentation are free from mathematical errors.</p>	<b>Yes</b>	Based upon our professional knowledge the assessment items, answer keys, and documentation are free from mathematical errors.

<sup>8</sup> Refer also to criterion #7 in the [K–8 Publishers' Criteria](#) for the Common Core State Standards for Mathematics (Spring 2013) and criteria #5 [High School Publishers' Criteria](#) for the Common Core State Standards for Mathematics (Spring 2013).

<sup>9</sup> Refer also to criterion #3 in the [K–8 Publishers' Criteria](#) for the Common Core State Standards for Mathematics (Spring 2013).

<sup>10</sup> Refer also to criterion #9 in the [K–8 Publishers' Criteria](#) for the Common Core State Standards for Mathematics (Spring 2013) and criteria #7 [High School Publishers' Criteria](#) for the CCSSM (Spring 2013).

**Tier 1 ratings** receive a “Yes” in Column 1 for Criteria 1-3, a “Yes” in Column 1 for Criteria 4, and a “Yes” for all additional indicators 5-11.

**Tier 2 ratings** receive a “Yes” in Column 1 for all non-negotiable criteria (Criteria 1 – 3), a “Yes” in Column 1 for Criteria 4, but at least one “No” for additional indicators 5-11.

**Tier 3 ratings** receive a “No” in Column 1 for at least criteria in Section II or Section III.

FINAL EVALUATION			
Compile the results for Sections I and II to make a final decision for the material under review.			
Section	Criteria	Y/N	Final Justification/Comments
I: Non-Negotiables	1. Alignment of Test Items	Yes	Not all items are aligned with PARCC’S evidence tables although these items are fewer than 10% of the total items.
	2. Focus on Major Work	Yes	Overall 82% of the items discuss the major work of the grade.
	3. Focus in K-8	Yes	Each item on the assessment addresses topics found in the standards for grade 8.
II. Balance	4. Rigor and Balance	No	Fluency is lacking, and there are no items that indicate alignment to Subclaim C or Subclaim D.
II: Additional Indicators of Quality	5. Practice-Content Connections	No	The Standards for Mathematical Practice are not linked to any items, and there is no mention of them anywhere in the benchmark assessments.
	6. Assessing Supporting Content	Yes	The evidence table shows the focus and coherence of each item listed on the assessment by placing the standard above each item to prove the alignment of the standard and the major work.
	7. Addressing Every Standard for Mathematical Practice	No	The Standards for Mathematical Practice are not addressed in the benchmark assessments.
	8. Expressing Mathematical Reasoning	Yes	The assessment for grade 8 allows for expressing and/or communicating mathematical reasoning through short answer and constructive response questions.
	9. Constructing Forms Without Cueing Solution Processes	Yes	The assessment does not give the students a cue to use for any of the solutions.
	10. Calling for Variety in Student Work	Yes	Some of the items on the assessments allow for the students to use mathematical models, explanations and diagrams.
	11. Quality Materials	Yes	Based upon our professional knowledge the assessment items, answer keys, and documentation are free from mathematical errors.
<b>FINAL DECISION FOR THIS MATERIAL: <u>Tier III, Not representing quality</u></b>			