

# 2026 LEAP Results

2025-2026 School Year



July 6, 2026

# 2026 LEAP Results

- Results are from the 2025-2026 school year
- Students are tested in grades 3-8 and in certain high school courses
- Subjects in grades 3-8 include: math, English language arts (ELA), social studies, and science
- Subjects in high school include: English I, English II, algebra, geometry, biology, U.S. history, and civics
- This is the first set of LEAP data that will be used to calculate School Performance Scores (letter grades) under the revised accountability system (traditionally released in November)



# 2026 LEAP Results Key Takeaways

## Louisiana students reach highest-ever statewide Mastery+ rate

- Students scoring Mastery or Advanced (Mastery+) in grades 3-12 increased by two percentage points to 36% – the highest overall statewide rate on record



# 2026 LEAP Results Key Takeaways

## Progress extends across classrooms

- Mastery+ improved or held steady in 28 of 31 (90%) LEAP-tested courses
  - **Grades 3-8:** Mastery+ is up one in math, two in social studies and science, and remained the same in ELA
  - **High School:** Mastery+ is up five in civics, three in English II and U.S. history, two in Algebra I, and held steady in biology and geometry
  - **School Systems:** Almost nine out of 10 Louisiana school systems improved or maintained their 3-12 Mastery+ rate



# 2026 LEAP Results Key Takeaways

## Students benefit from Freedom Framework social studies standards

- Grades 3-8 social studies Mastery+ is up two percentage points overall compared to 2025
  - Mastery+ has increased seven percentage points compared to 2023 (LEAP social studies assessment has since been updated)
- High school students improved by five percentage points on the state's new required civics exam

# 2026 LEAP Results Key Takeaways

## Pleased, but not satisfied

- **Sustained growth:** Since 2021, overall Mastery+ has improved or held steady every year for grades 3-8 and four out of five years for high school
- **Continued urgency:** We must accelerate growth for students who need the most support and move more students to Mastery+

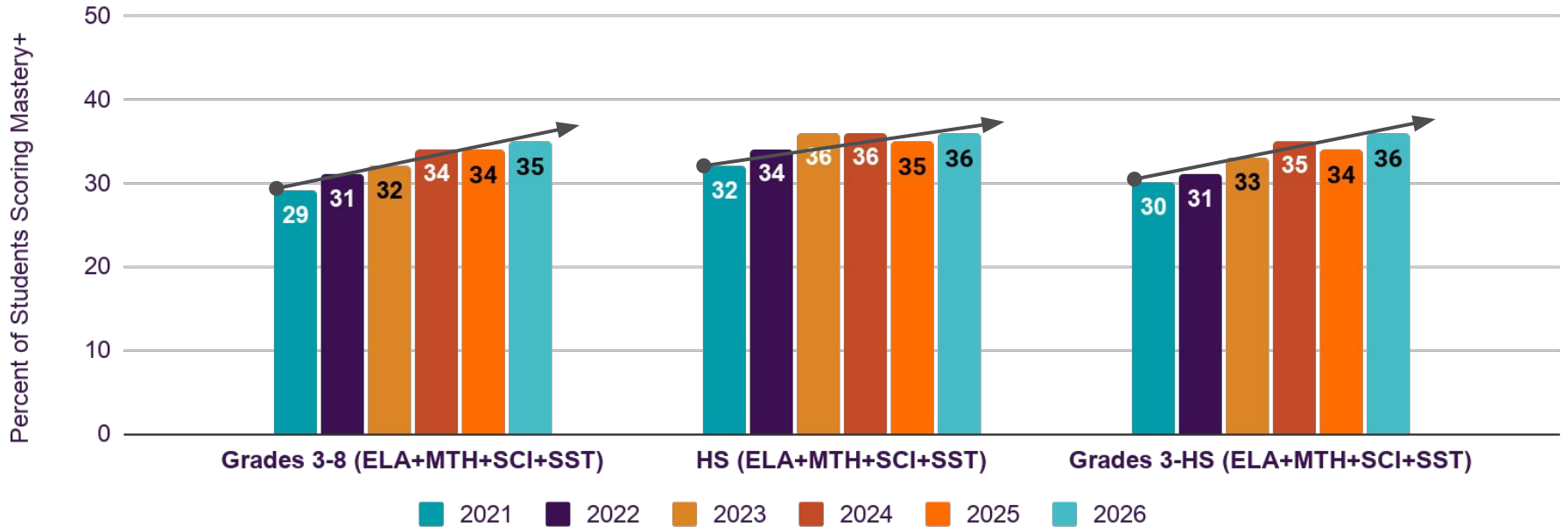
## Raising the bar for Louisiana students

- These are the first LEAP results that will contribute to performance scores under Grow. Achieve. Thrive.
- Revised system places greater emphasis on growth, Mastery, readiness after high school, and support for struggling students



# Overall Mastery+

Overall Mastery+ reached an all-time high in grades 3-12

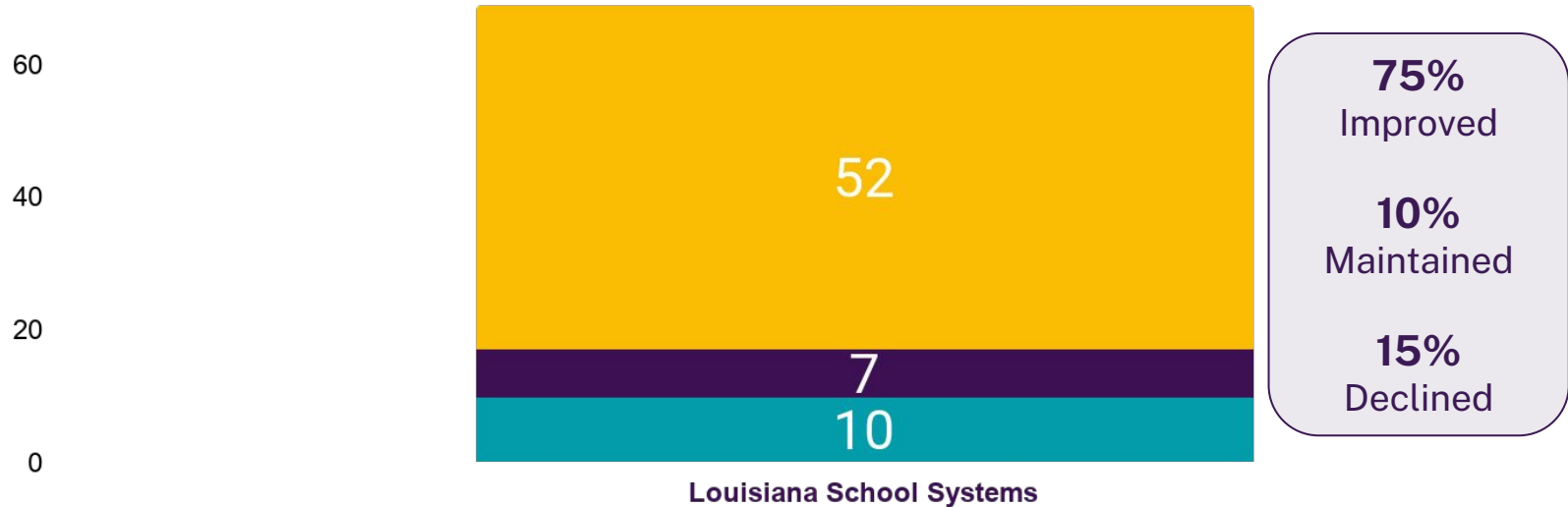


# School System Progress: Comparing 2025 to 2026

Almost nine out of 10 systems improved or maintained their 3-12 Mastery+ rate

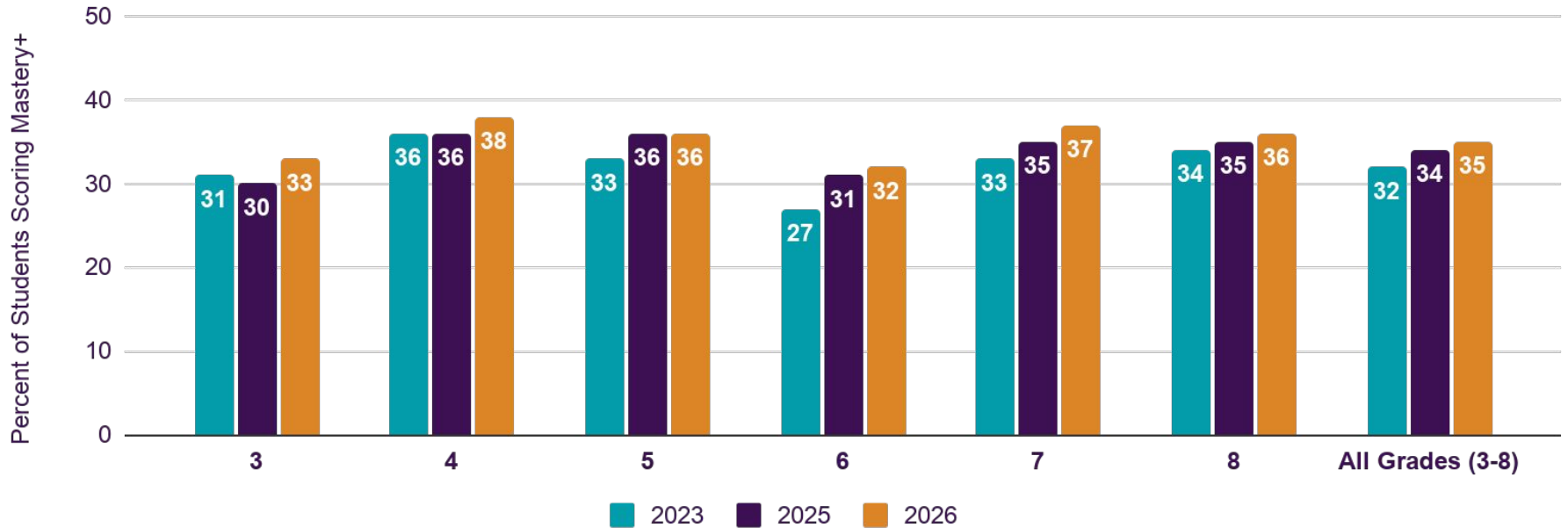
■ Improved ■ Maintained ■ Declined

Parish/City School Systems (69 Total)



# Grades 3-8 Overall Mastery+

Students in grades 3-8 posted another year of steady academic progress

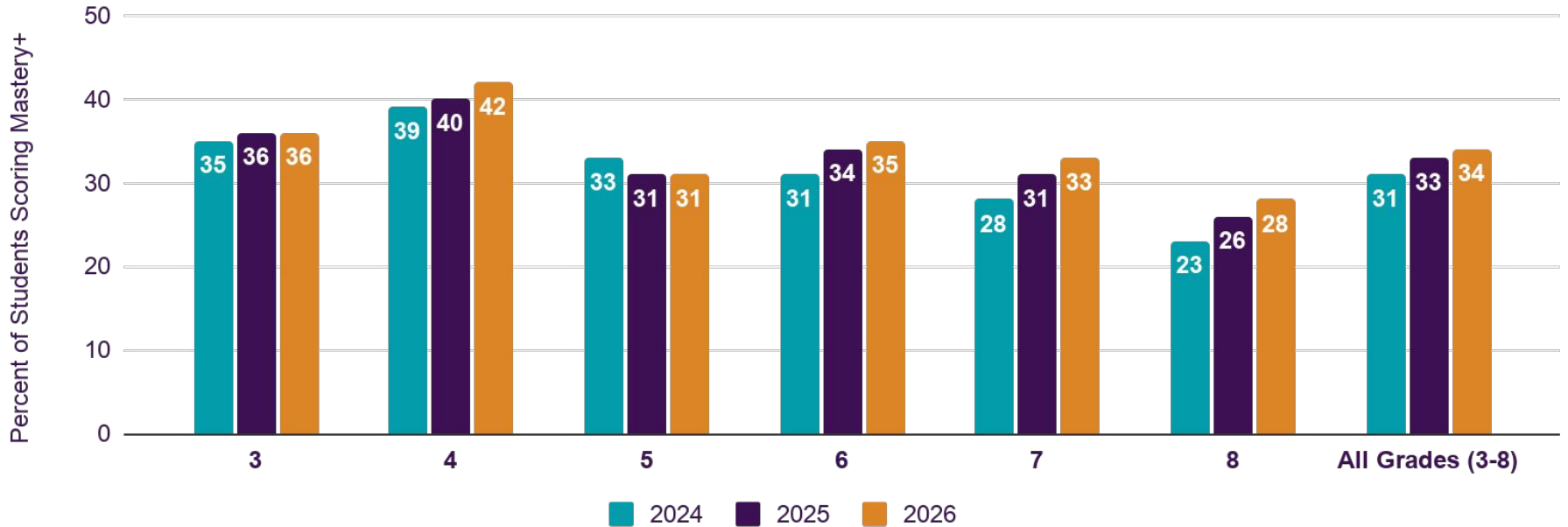


**Note:** 2024 not included due to transition to new social studies standards and assessments



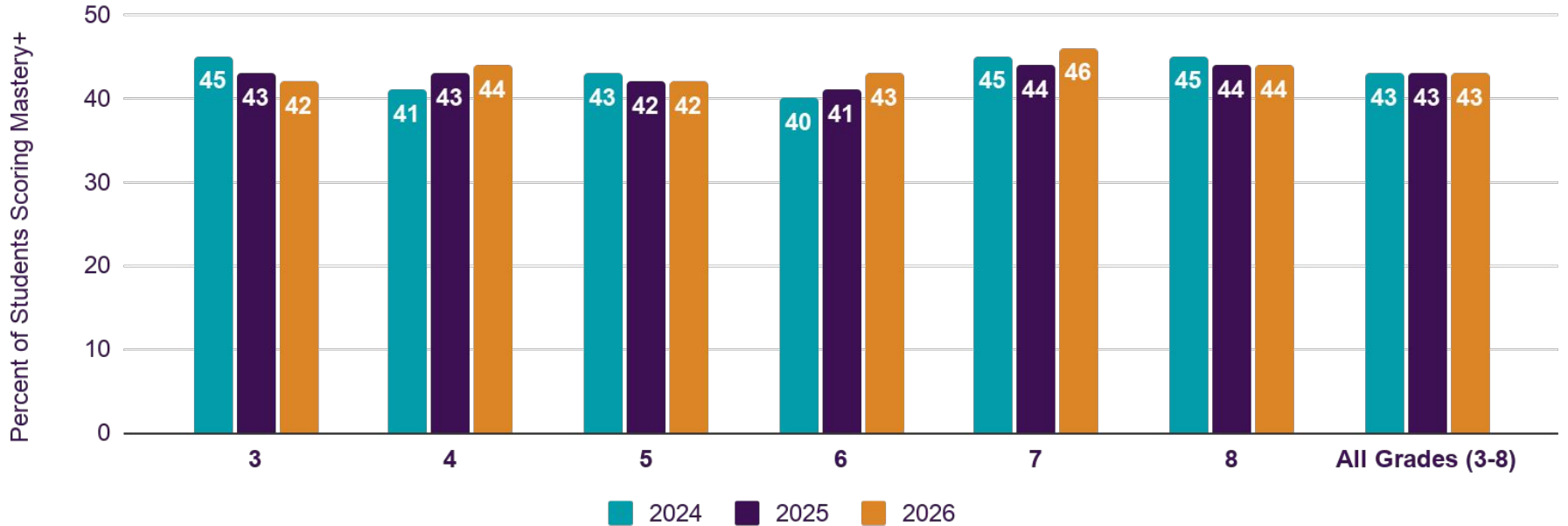
# Grades 3-8 Math Mastery+

Math continues to improve as Louisiana expands comprehensive numeracy strategy



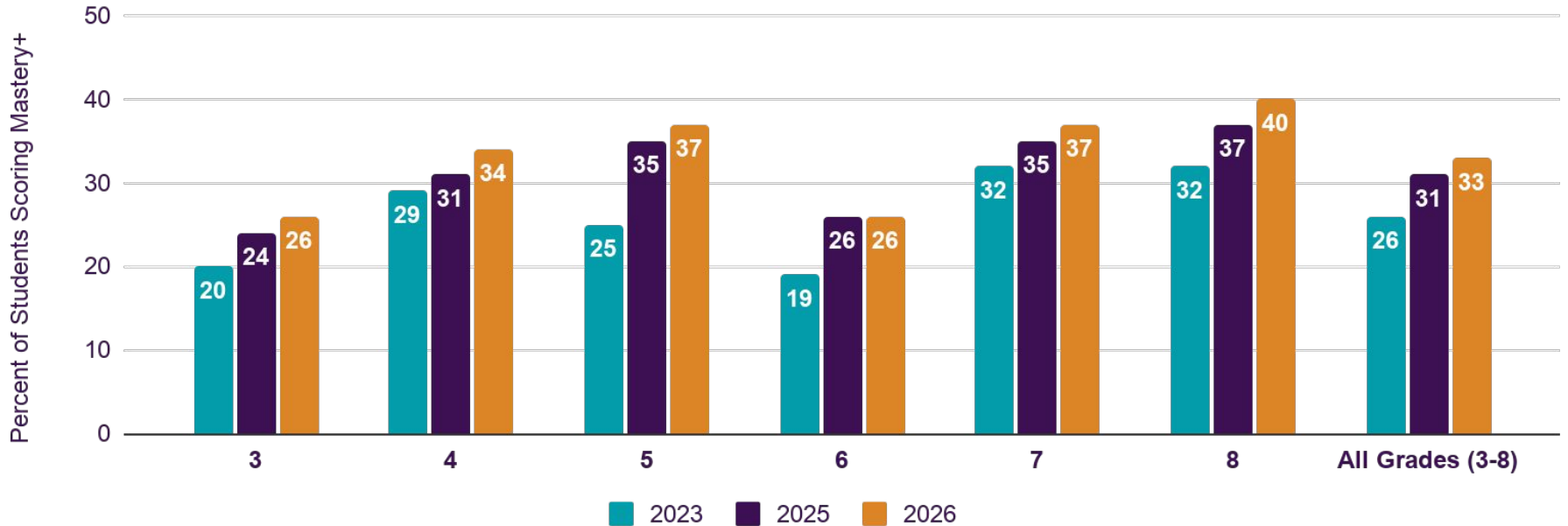
# Grades 3-8 ELA Mastery+

Overall ELA performance remains stable with several grade levels improving



# Grades 3-8 Social Studies Mastery+

Students making strong gains under Freedom Framework social studies standards

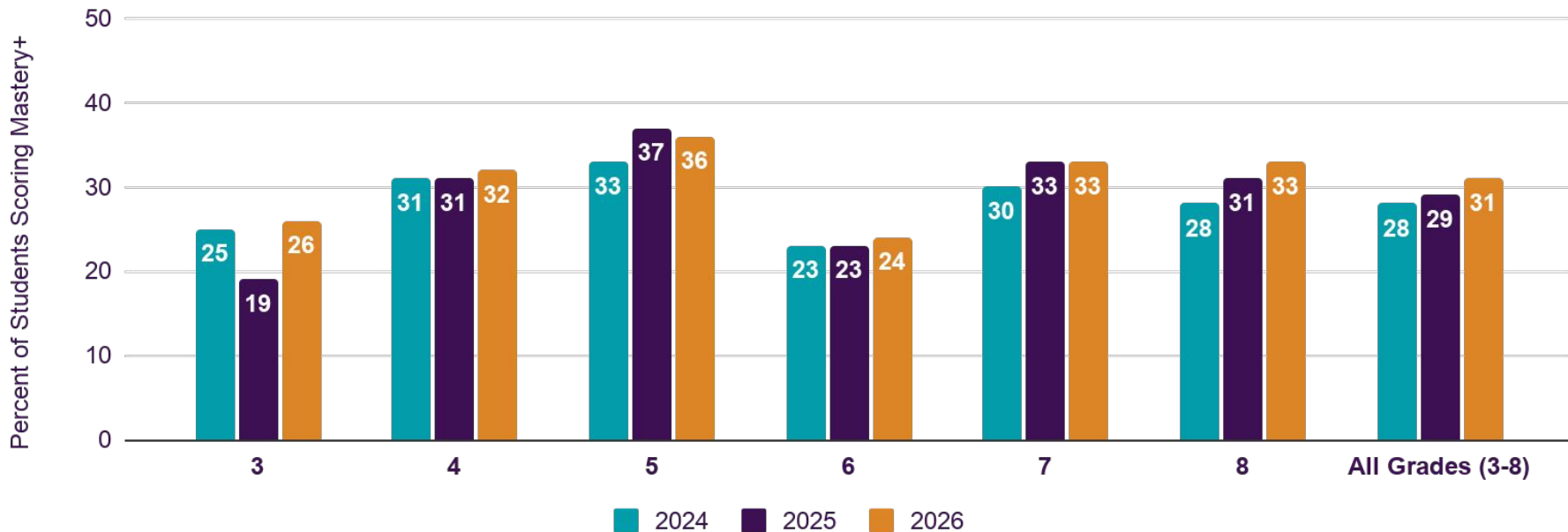


**Note:** Beginning in 2024, social studies assessments reflect new baseline /assessment blueprint



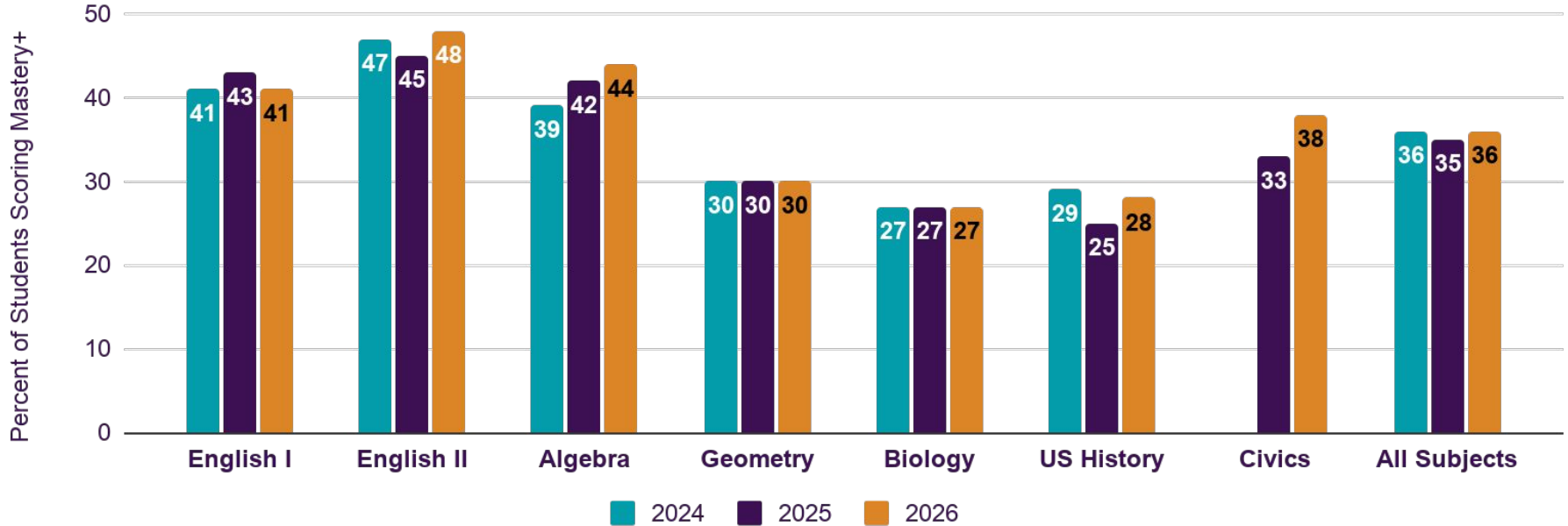
# Grades 3-8 Science Mastery+

Science achievement continues improving across Louisiana classrooms



# High School Mastery+

High school performance increased or held steady in six of seven subjects









# Top Achieving School Systems

*Highest overall performance 3-12 Mastery+*

System	Mastery+	System	Mastery+
Ascension Parish	53%	Vermilion Parish	46%
West Feliciana Parish	52%	DeSoto Parish	45%
Plaquemines Parish	51%	St. Charles Parish	45%
Central Community	49%	Lafourche Parish	44%
Zachary Community	47%	Lincoln Parish	44%
St. Tammany Parish	46%	Livingston Parish	44%

# Top Growing School Systems

## Most improved 3-12 Mastery+

System	Change	System	Change
City of Baker	+6	Orleans Parish  	+3
East Feliciana Parish	+4	Natchitoches Parish 	+3
St. Mary Parish	+4	St. Helena Parish	+3
Bienville Parish 	+3	St. John the Baptist Parish 	+3
DeSoto Parish	+3	Vermilion Parish	+3
LaSalle Parish 	+3		

 Top growing in 2025

 Top growing in 2024

