

Early Childhood Provider Updates



May 2, 2024

Welcome



Agenda

- Welcome
- Child Care Assistance Program (CCAP) Reminders & Updates
- Home-Based Provider Reminders & Updates
- Licensing Reminders & Updates
- Child Care Criminal Background Check (CCCBC) Reminders & Updates
- Teaching and Learning Reminders & Updates
- Guest Speaker: *Emergency Preparedness*
Andrea Burl, Licensing Director
- Upcoming Events



Child Care Assistance Program (CCAP)

Reminders & Updates



Child Care Assistance Program Reminders & Updates

In an effort to ensure timely processing and decrease the need for additional requests of verification, we ask providers to encourage families to complete their Child Care Assistance Program applications and requests for changes online. Currently this can be done through the [Cafe Customer Portal](#).

Applying online is the most efficient way to submit a complete application and verification:

- Families can use their portal to check the status of their application.
- Families must use a desktop computer to properly upload needed verification and submit the application.
- The [Application Guidebook](#) can assist families with identifying needed verification prior to applying.

Applying Through Cafe Customer Portal

For questions, contact LDECCAP@la.gov.



Child Care Assistance Program Reminders & Updates

Summer is quickly approaching! If there are any part-time children at your site that will need full-time care during the summer, please have their parent complete a [Report of Change Form](#), indicating the summer care timeframe on the form, and submit back to the Department as soon as possible for updates.

- Change Reports can be completed through the [Cafe Customer Portal](#), printed and submitted to LDECCAP@la.gov, or faxed to 225-376-6060.
- Children that are no longer enrolled or attending the site should be reported to the Provider Help Desk via the [Provider Ticket System](#). **Please select the Help Topic “No Longer Attending.”**

Summer Care

For questions, contact LDECCAP@la.gov



Child Care Assistance Program Reminders & Updates

To allow for additional training webinars and for any remaining technical issues to be resolved, the Department has extended the deadline for weekly attendance submission for all CCAP-enrolled children to begin the week of **Monday, May 6, 2024**, and for attendance to be submitted at the close of business at the end of the week.

Why do I need to submit weekly attendance?

- To ensure that children are not dropped from rosters for underutilization
- In the future, the payment process will be tied to KinderConnect; this is tentatively scheduled for June 2024.
- To help identify and prevent any authorization discrepancies that could result in SAI payments, while still within the 6 day period allotted for families to backscan

KinderConnect Attendance Submission

For questions, contact ED-CCAP@la.gov



Child Care Assistance Program Reminders & Updates

- The following instructions detail how a site uploads attendance:
[KinderConnect-Submit Attendance QRC](#).
- In addition, an [instructional video](#) is available for review, along with other resources, at [EdLinkinfo.com](#).
- KinderSystems will be hosting an additional [webinar](#) to provide information and answer questions about this process on May 3, 2024, at 12:00 pm.
- Attendance records should be reviewed, prior to submission, for accuracy.
- If a child's attendance appears in red in the system, the provider will need to make corrections prior to submission. Please refer to [KinderConnect-Correct Incomplete Attendance QRC](#) for more details.

KinderConnect Attendance Submission

For questions, contact LDECCAP@la.gov



Child Care Assistance Program Reminders & Updates

Providers can choose the best method to secure attendance tracking for their site:





- KinderSign is the application for tracking attendance on iPad and Android tablets.
 - All CCAP-certified providers are provided with a tablet from KinderSystems.
 - Sites can also use their own tablet. [EdLinkInfo.com](https://www.edlinkinfo.com) has instructions for registering and connecting a provider's own tablet to Kinder Connect.
- KinderSmart Louisiana is a mobile application for iPhone and Android phones that allows sponsors (i.e., families) to check-in from their personal devices using the site's QR Code, which can be printed from "Reports" in KinderConnect.

KinderConnect Attendance Tracking

For questions email LDECCAP@la.gov



Child Care Assistance Program Reminders & Updates

Apple App Store	Android Google Play
 <p>KinderSmart Louisiana KinderSystems, Inc. Designed for iPhone Free</p>	 <p>KinderSmart (Louisiana) KinderSystems, Inc. 3.2 ★</p>
 <p>KinderSign Louisiana KinderSystems, Inc. Designed for iPad Free</p>	 <p>KinderSign (Louisiana) KinderSystems, Inc.</p>

Child Care Assistance Program Reminders & Updates

KinderSystems has provided Quick Reference Guides on common issues and questions to assist providers and families with utilizing the attendance tracking system.

The following links and more can be found on [EdLinkInfo.com](https://www.edlinkinfo.com):

KinderSmart	KinderSign
KinderSmart Registration	KinderSign Registration
KSmart QRC iPhone Download App	Tablet Registration Guide
KSmart QRC Android Download App	KSign QRC Download App to Android Tablet
KSmart QRC Best Practices	KSign QRC Download App to iPad

KinderConnect Attendance Tracking

For questions email LDECCAP@la.gov




Child Care Assistance Program (CCAP) Reminders & Updates

- DCFS, like LDOE, is paying based on enrollment rather than attendance and paying the full CCAP payment rate.
- For questions related to supporting children in foster care, including payments, contact dcfs.earlylearning@la.gov.

Home-Based Providers

Reminders & Updates



Home-Based Providers Reminders & Updates


Providers must be open and available at all times during the hours of operation submitted to the Department.

Providers must allow inspection of the residence where care is being provided, by Department staff, other authorized inspection personnel, and parents of children in care, during normal working hours or when children are in care.

If the provider is unavailable on the 1st attempt for an unannounced inspection, Licensing will attempt a 2nd inspection in 10 business days. If on the 2nd attempt an inspection does not occur, the provider will be closed in EdLink and will need to reapply.

Inspections

For questions contact providercertification@la.gov



Licensing

Reminders & Updates



Licensing Reminders & Updates

- As a reminder, each licensed center must have a director or director designee, who is qualified and approved by the Department, at the center at all times.
- When the director is not an on-site full-time employee at the licensed location, there must be a qualified director designee who is an on-site, full-time employee at the licensed location.
- When the director or director designee is not on the premises due to a temporary absence of less than 11 consecutive business days, or during nighttime care hours, there must be an individual appointed as staff-in-charge who is at least age 21.
- Notification must be made to a licensing consultant within 5 business days of the director's or director designee's last day working at the center.
- Centers found to be out of compliance with this requirement may face adverse action which includes but is not limited to suspension of the license.

Required Staff

For questions contact your [licensing consultant](#).




Licensing Reminders & Updates

Active and positive supervision on the playground involves the following:

- Knowing each child's abilities
- Establishing clear and simple safety rules
- Being aware of and scanning for potential safety hazards
- Placing yourself in a strategic position so you are able to adapt to the needs of the child
- Scanning play activities and circulating around the area
- Focusing on the positive rather than the negative to teach a child what is safe for the child and other children
- Teaching children the developmentally appropriate and safe use of each piece of equipment (e.g., using a slide correctly – feet first only – and teaching why climbing up a slide can cause injury, possibly a head injury)
- Regular counting of children

Supervision

For questions contact your [licensing consultant](#).



Licensing Reminders & Updates

- All early learning care and education provided at a physical address must be included under one license.
 - If an early learning center operates summer and/or holiday camps at the location, such care must be included under the license for the location address.
 - Likewise, a Mother's Day Out program located at the same physical address as a licensed early learning center must be included under the license center and follow Bulletin 137 rules and regulations.
- Early learning centers at the same physical address as a Head Start located on LEA property are not required to be under one license.

Validity of Licenses

For questions contact your [licensing consultant](#).



Licensing Reminders & Updates

All meals and snacks provided by the center must meet the requirements for meals of the U.S. Department of Agriculture (USDA) Child and Adult Care Food Program (CACFP). Below are the components required, but amounts may vary depending on the age of the child:

- Breakfast (Serve All 3 Components)
 - Milk, Vegetable or Fruit or Both, Grain
- Lunch/Supper (Serve All 5 Components)
 - Milk, Vegetable, Fruit, Meat/Meat Alternate, Grain
- Snack (Serve 2 of the 5 Components)
 - Milk, Vegetable, Fruit, Meat/Meat Alternate, Grain

For more information please see the [CACFP Meal Patterns](#).



Child Care Criminal Background Check (CCCBC)

Reminders & Updates



Child Care Criminal Background Check (CCCBC) Reminders & Updates

Child Care Criminal Background Checks are required for child care staff under 18 years old:

- All applicants under the age of 18 years old are required to have
 - a parent or guardian signature on the [Initial Consent and Disclosure Form](#) and
 - a valid government-issued ID.
- Confirm all information provided by the applicant is correct before entering it during the application process.

All documents and information should be reviewed prior to completing the application. Any errors or missing information will cause delays in processing.

CCCBC Processing for Staff Under 18


For questions contact ldeccbcprocessing@la.gov.



Child Care Criminal Background Check (CCCBC) Reminders & Updates

As the summer months approach, here are some reminders for CCCBC for summer new hires:

- Detailed instructions to add a new hire with an existing CCCBC can be found in the [CCCBC User Manual](#).
- A [Consent to Add Form](#) must be uploaded during the application process.
- If the applicant has an existing CCCBC but has not been associated with any center within 180 days, a new CCCBC application will need to be completed.



Child Care Criminal Background Check (CCCBC) Reminders & Updates

No Charge Authorization Codes (NCACs) will soon begin expiring. Providers may begin requesting additional codes from fingerprint vendor, IDEMIA.

- Providers are required to complete an [NCAC Reorder Form](#) for additional codes.
- Reorder processing can take up to 7 business days.
- NCAC Reorder forms should be emailed to LAUEPAccounts@US.IDEMIA.com.
- Contact IDEMIA Finance at 877-512-6962 with any questions.


No Charge Authorization Code (NCAC) Renewal

For questions contact ldeccbcprocessing@la.gov.



Teaching and Learning

Reminders & Updates



Teaching and Learning Reminders & Updates

State Fiscal Year 2021:

In July 2020, the LDOE initiated the B-3 Seats Program, then called the “PDG Seats Pilot Program,” utilizing Preschool Development Grant (PDG) funding.

State Fiscal Year 2022:

In July 2021, the Department used CRSSA stimulus funding in addition to PDG funding to expand the B-3 seats program. Because the program was funded with multiple funding sources, the LDOE renamed the program “B-3 Seats.”


State Fiscal Year 2023:

In July 2022, the LDOE utilized a combination of ARPA CCDBG Funds and PDG Funds to cover tuition and administrative costs for the B-3 Seats Pilot Program.

In February 2023, with the funding used for the B-3 Seats program coming to an end, the Department used the remaining PDG funding to provided networks with “bridge funding,” or approximately two and a half months of care (with grant funding ending December 31, 2023).

State Fiscal Year 2024:

In July 2023, the Department received a significant increase in State General Funds and initiated steps to begin codifying B-3 seats in policy; the program became the CCAP B-3 Seats Program. State General Funds were used to fund SFY 2024 seats.



Teaching and Learning Reminders & Updates

- **Codification of the CCAP B-3 Program:** At the February 2024 BESE meeting, the LDOE brought forth revisions to Bulletin 139. These revisions will codify the CCAP B-3 Program as part of the LDOE's efforts to ensure the continuation of the program in future years.
- **Funding of CCAP B-3 Program:**
 - **State General Funds:** The CCAP B-3 Seats is currently funded via State General Funds. Therefore, the program is currently structured to align with the timelines associated with the State Fiscal Year.
- **April 30, 2024 Deadline:** As part of these efforts, the Department developed initial guidance for networks, sent out on April 12, 2024, outlining the next steps that must be implemented to ensure that all Networks have the correct amount of funding to offer care for enrolled children through June 30, 2024.

Teaching and Learning Reminders & Updates

The following are the key points related to close-out of State Fiscal Year 2024 (2023-2024) CCAP B-3 Seats:


- **Applications Not Processed:**
 - All application processing should be completed on April 30, 2024, for families to receive services through June 30, 2024.
- **Enrollment for May and June:**
 - Enrollment for CCAP B-3 Seats for the remainder of SFY 2024 (May and June) should be based on applications processed by today, April 30, 2024.



Teaching and Learning Reminders & Updates

The following are the key points related to close-out of State Fiscal Year 2024 (2023-2024) CCAP B-3 Seats:

- **Vacancy of a Seat:**
 - If a family leaves a seat after April 30, 2024, the seat may be filled only with a child deemed eligible who is of the same age as the child who vacated the seat, for the remainder of the fiscal year, through June 30, 2024.
- **CCAP B-3 Waitlist:**
 - Networks with additional demand for CCAP B-3 seats may establish a waitlist, if they have not yet done so, for the CCAP B-3 Seats program.
- **Attendance of April, May, and June:**
 - Networks will continue to track and submit attendance to the LDOE for April, May, and June 2024.



Teaching and Learning Reminders & Updates

Networks will continue to pay providers based on enrollment for April, May, and June 2024.

As a reminder, monthly tuition costs by age are:

1 Month Tuition Unit Costs	Infant	\$1,578.33
	Toddler	\$975.00
	3 Year Olds	\$889.17

Teaching and Learning Reminders & Updates

The CCAP B-3 Seats program is funded for SFY 2024 and 2025 via State General Funds.

Therefore, there are two potential outcomes from the 2024 legislative session for **State Fiscal Year 2025**:

1. CCAP B-3 Seats are appropriated at the current funding level and the LDOE is able to maintain enrolled seats from 2023-2024 into 2024-2025.
2. CCAP B-3 Seats are not appropriated at the current funding level, and due to a lack of funding, the CCAP B-3 Seats program is downsized until additional funds are made available.

Teaching and Learning Reminders & Updates

The Department provides all Community Network Lead Agencies (CNLAs) with a Preliminary Informational Metrics file in the spring of each academic year.

Providers should review any data received from their CNLA and make all updates in the [Early Childhood CLASS® Portal](#) by May 15, 2024.

Though preliminary data is shared via an Excel file, only the data in the [Early Childhood CLASS® Portal](#) will be used to generate Informational Metrics for network and site Performance Profiles.

Preliminary Informational Metrics

Please contact your [Community Network Lead Agency](#) for support.



Teaching and Learning Reminders & Updates

Add or Update Classroom:

Classroom Name:	Elephants
Classroom Configuration:	Pre-K
Lead Teacher:	Brandy Morin
Is this a virtual classroom? :	No
Curriculum :	Frog Street Press LLC - Frog Street PreK, Age
Adult/Child Ratio : <i>(Teacher/Child Ratios Guidance)</i>	3 Stars
Teacher Name as Of October 1:	Alicia Franklin
October 1 Teacher Degree:	Masters +
Teacher Certification as of Oct. 1, for teacher on Oct. 1:	Yes
Certification Number:	123456

Submit

Delete the Classroom

Instructions:

- Show Closed Classes
- Show Cancelled Observations

The following metrics, captured on October 1, 2023, should be reviewed for accuracy and updated via the [Early Childhood CLASS® Portal](#) by May 15, 2024:

- Curriculum
- Ratio
- Teacher Name as of October 1
- Teacher Degree as of October 1
- Teacher Certification
- Certification Number

Updating Preliminary Informational Metrics
Please contact your [Community Network Lead Agency](#) for support.




Teaching and Learning Reminders & Updates

Providers must renew their Academic Approval by submitting the 2024-2025 Program Partner Assurances to the Department by Friday, May 31, 2024.

- Signed Program Partner Assurances may only be submitted using the 2024-2025 Program Partner Assurances online form that will be provided via email: no paper forms will be accepted.
- 2024-2025 Academic Approval certificates will be automatically generated following the successful submission of the assurances and will be emailed to the email address provided in the online form.
- Providers should retain these copies for their records as well as post their 2024-2025 Academic Approval certificates at their sites starting July 1, 2024.

2024-2025 Academic Approval

Please contact kishia.grayson@la.gov with questions



Teaching and Learning Reminders & Updates

The Department released the 2023-2024 [Early Childhood Lead Teacher Survey](#) on April 23, 2024. The purpose of this survey is to gather feedback from lead teachers in all early childhood settings.

The Department will use this data to publish information on teacher support as part of the Community Network Performance Profiles released in November 2024.

- Teachers received the survey link through their TS GOLD® email address.
- The survey will close on May 15.
- All program partners should ensure lead teachers complete this survey.

2023-2024 Lead Teacher Survey

Please contact robert.jones4@la.gov with questions.



Teaching and Learning Reminders & Updates

New this year, the 2024 Early Childhood Conference will be held at two locations, with each location hosting a Saturday, one-day only, conference:

- **September 7, 2024:** Shreveport Convention Center, Shreveport, LA
- **October 5, 2024:** Crowne Plaza, Baton Rouge, LA



EARLY CHILDHOOD

AN OFFICE OF  **LDOE**

Early Childhood Conference 2024

Contact events@emergentmethod.com with questions.



Emergency Preparedness



Andrea Burl, Licensing Director

Emergency Preparedness

Bulletin 137 §1921. Emergency Preparedness and Evacuation Planning requires the center director to consult with appropriate state and local authorities and establish and follow a written multi-hazard emergency and evacuation plan to protect children in the event of emergencies.

The plan at a minimum has to address the following types of emergency situations:

- Any potential disaster related to the area in which the center is located
- Procedures for sheltering in place
- Lockdown
- Evacuation to a predetermined site for potential threats to the safety, health, and well-being of children in care

The Department provides sample plans on the Early Childhood website under [Emergency Preparedness](#).

Emergency Plans

For questions contact your [licensing consultant](#).



Emergency Preparedness

Tips for Preparing Staff for Emergencies

Sometimes staff members react very strongly to a disaster or emergency:
Include staff in emergency planning for their own safety and for optimal child outcomes.

Goal: Staff members will be engaged in disaster preparedness activities and committed to minimizing injury, loss, and destruction before, during, and after a disaster or emergency.

- Objective 1: All staff will know their assignments, roles, and responsibilities in a disaster.
- Objective 2: Staff will know how to access emergency services, the location of the emergency exits, and how to use emergency equipment.
- Objective 3: Staff will be prepared to run an emergency drill with children.
- Objective 4: Staff will be familiar with typical emotions following a disaster or emergency



Emergency Preparedness

Tornado drills must be conducted at least once per month in the months of March, April, May, and June, at various times of the day, must include all children, and must be documented:

- If children are playing outside, bring them inside.
- Take attendance
- Secure or store outdoor toys, furniture, and equipment that may act as missiles.
- Seek shelter in an interior, protected area of the building on the lowest level possible or in a designated tornado shelter
- Keep children away from windows
- Bring disaster supplies to the designated safe location
- Role play: Provide status updates for families (just pretend!)
- Practice using a portable battery or hand-assisted radio to listen for announcements from local officials
- Keep cell phone within reach at all times

Tornado Drills

For questions contact your [licensing consultant](#).



Emergency Preparedness


- Other additional practice drills related to emergency and evacuation must be conducted at least twice per year to include all children and shall be documented. Possible practice drills include the following:

Fire Drills	Hurricane	Flood	Gas Leak	Emergency Evacuation
Hazardous Material Exposure	Active Shooter	Chemical Spill	Bomb Threat	Lock Down

- With all types of drills, it is important to vary the times of in order to attempt to include as many children in care as possible.
 - Varying the times will also prepare the children for the possibility that an emergency situation can occur at any time.

Additional Practice Drills

For questions contact your [licensing consultant](#).



Emergency Preparedness

Tips for Supporting Children in Fire Drills:

- Tell the children that a fire drill (or an evacuation drill) is about to happen.
- A smoke detector test button or other designated noise, such as a recording of the fire alarm, may be used as your practice alarm:
 - Tell children that when they hear that sound it means there is a fire drill.
 - Explain to the children that when they hear the fire alarm or designated noise, they must get up quickly and leave everything behind.

Tips for Notifying Children in Evacuation Drills:

- Point out all the exits to the children:
 - Tell the children that you will leave the building through the closest exit.
 - Test alternate escape routes and windows that can be used as exits.
 - Practice with ladders if they are part of your evacuation plan.



Emergency Preparedness

Additional Tips for Flood Drills:

- Flood drills are conducted the same as an evacuation drill, except that you will need to seek higher ground.
- For most floods, you will have time to follow flood updates and call families to pick up their children before evacuating. Flash Floods can come on quickly and you will have to leave the building right away.
- Tell the children that in a real event you would be going to a relocation site at higher ground:
 - You may want to practice walking on the sidewalk through the neighborhood as if you were actually going to this location.
 - If appropriate, tell the children the name or location of the higher ground relocation site.



Licensing Reminders & Updates

Tips for Shelter In Place Drills:

- Bring children and staff to the pre-determined areas within the facility or home. Choose an interior room without windows or vents that has adequate space to accommodate children and staff.
- Close and lock all windows and doors.
- Shut off the building's heating systems, air conditioners, exhaust fans, and switch intakes to the closed position. Seal all cracks around the doors and any vents into the room with duct tape or plastic sheeting.
- Conduct a roll call to ensure everyone is present and accounted for in the area.
- No outside access is permitted, but activity within the facility may continue.

Shelter In Place Drills

For questions contact your [licensing consultant](#).



Emergency Preparedness

Tips for Lockdown Drills:

A Lockdown Drill is a particular type of Shelter in Place Drill. In addition to following the guidance for Shelter In Place Drills, also follow this guidance:

- Tell the children that a lockdown drill is about to happen by announcing “Lockdown”, use other code word, or play designated sound.
- If children are playing outside, bring them inside.
- Go to the nearest room or the designated location away from danger.
- Tell staff and families outside the building that they cannot enter the building and to find a safe location.
- Lock the classroom doors and windows, cover the windows, and turn off lights and audio equipment.
- Keep all children sitting on the floor, away from doors and windows. Use tables, cabinets, or other heavy furniture as a shield if present.
- Follow established procedures to help children stay quiet, for example, holding hands, gently rocking back and forth, and making eye contact with each child, or offering pacifiers to infants.
- Ignore any fire alarm activation.




Emergency Preparedness

Additional Tips for All Drills:

- Role play: Provide status updates for families (just pretend!)
- Practice using a portable battery or hand-assisted radio to listen for announcements from local officials
- Keep cell phone within reach at all times

Additional Tips for Drills and Actual Emergencies:

- Store items such as medications, care plans, and assistive devices for communication and mobility in a way and place that is easy to grab them.
- Plan for more time that may be needed to maneuver cribs, wheelchairs, and other devices.
- Keep in mind that there may be staff members that require assistance.
- Follow established procedures for assisting children and/or staff with special health care needs.
- Follow established procedures for addressing children's (especially infants and toddlers) nutrition and hygiene needs during the period of time they are evacuated or in lockdown.
- Practice using a portable battery or hand-assisted radio to listen for announcements from local officials.




Emergency Preparedness

Tips for staff for evacuation of children:

- For Infants and Toddlers: Practice using evacuation equipment for infants and toddlers. For example, use an evacuation crib, a stroller with multiple seats, a wagon, or an infant rescue vest/apron/carrier.
- For Preschoolers: Gather children in a group and supervise an orderly evacuation to the designated assembly area. Practice using a walking rope for children to hold on to during evacuation.
- Children with Special Needs: These children should be assisted by specific staff members who have been trained in their role to evacuate children with special needs.
- Grab the daily attendance list and the “Evacuation Pack,” on the way out.
- Check the bathrooms and classroom, and shut the door behind you after you are sure everyone has exited.
- Bring medications, care plans, and assistive devices for communication and mobility.
- Gather outside at the agreed-upon place.
- Take attendance to ensure everyone has made it out safely.

Staff Preparedness for Evacuations

For questions contact your [licensing consultant](#).



Emergency Preparedness

Fun Ideas to Build Skills and Knowledge of Children

- Play games like follow-the-leader so that children can learn to move together in an orderly way.
- Plan a field trip to the fire station or have your local firefighters visit your program.
- Provide for dress up and dramatic play with costumes for firefighters, first responders and emergency workers.
- Develop a science theme with books and activities about earthquakes, tornados, floods, blizzards, etc.
- Play “turtle” and have children pretend to be turtles by crouching down, covering their heads, and holding still.
- Play “lizards under rocks” and have children pretend to be lizards seeking shelter under a sturdy table.
- Practice using a walking rope for children to hold onto when walking as a group.
- Pop Quiz! Every good emergency drill should have a review on what will happen and what everyone should do.
- Download audio recordings to play during each drill to condition children for real conditions.

Emergency Preparedness through Play for Children

For questions contact your [licensing consultant](#).



Emergency Preparedness

Be Prepared: Know What To Do If a Hurricane or Other Disaster Occurs!

- The time to prepare is now.
- Please contact your [Parish Office of Homeland Security and Emergency Preparedness](#) now with any questions.
- Do not wait until there is a storm in the Gulf of Mexico.

If an emergency covers a large geographical area such as a parish or region of the state, the LDOE will closely monitor conditions out of concern for safety.

Please know that should a disaster occur and a center or location is in a parish or area that the LDOE determines as impacted by the disaster, the site license or certification may be suspended until

- post-disaster approvals are obtained and
- the required Reopening Request is submitted to the LDOE



Emergency Preparedness

In addition, in the event of a potential disaster, take the following steps to prepare:

- Stay up-to-date with the status of any storm or other potential natural disaster and its impact on the local area.
- Ensure that LDOE has a current cell phone number and email address.
- Review and update evacuation and safety plans.
- Practice evacuation and reunification plans.
- Let families know communication methods if a site is unable to reopen following a disaster.
- Review the Frequently Asked Questions below and be ready if a disaster declaration is made:
 - [Child Care Assistance Program \(CCAP\) - Before, During, and After a Disaster](#)
 - [Reinstatement of a Child Care Center License Following a Disaster](#)
- Pay close attention to the messages from the local officials.
- Obtain the parish's Emergency Preparedness Contact phone number.
- Review the useful links below:
 - <http://www.getagameplan.org/>
 - <http://www.emergency.louisiana.gov/>
- Be Safe.

Emergency Preparedness for Natural Disasters

For questions contact your [licensing consultant](#).



Upcoming Events



Upcoming Events


The LDOE team holds new director webinars that focus on topics related to early childhood quality or operations while also helping to expand new directors' network of peers.

This month's topic is "*Understanding School Readiness Tax Credits.*" Participants will gain an understanding of the School Readiness Tax Credits (SRTC) and will learn how the SRTC helps to improve the quality of child care and increase access for at-risk children.

Attendees can access the webinar using the information below:

- **Date:** May 24, 2024 at 12:00 p.m.
- **Webinar Link:** <https://ldoe.zoom.us/j/92298578944>
- **Phone Number:** 1-346-248-7799
- **Meeting ID:** 922 9857 8944

Please contact earlychildhood@la.gov with any questions.




Upcoming Events

The Department will be hosting the final session of the CCAP Provider Webinar Series on May 8, 2024.

The session will provide an overview of CCAP and applicable practices to assist certified providers.

Attendees can access the webinar using the information below:

- **Date:** May 8, 2024 at 1:00 p.m.
- **Webinar Link:** <https://ldoe.zoom.us/j/93169144104>



Upcoming Events


To ensure that all providers are given technical assistance to support properly-recorded attendance in advance of the attendance submission requirement that begins May 6, KinderSystems will be hosting an additional webinar to explain this process and assist providers.

Attendees can access the webinar using the information below:

- **Date:** May 3, 2024 at 1:00 p.m.
- **Webinar Link:** <https://kindersystems.zoomgov.com/j/1616792286?pwd=S0JXcnRDaDFpYVhzd1BTbFprWmlDQT09>
- **Meeting ID:** 161 679 2286
- **Passcode:** 768596

Upcoming KinderConnect Webinar

For more information visit EdLinkinfo.com



Upcoming Events

The Department hosts monthly webinars for early childhood providers. These webinars include important reminders and updates for all provider types.

Providers can access the next provider webinar using the information below:

- **Webinar Date/Time:** Thursday, July 11, at 1 p.m.
- **Webinar Link:** <https://ldoe.zoom.us/j/93597745872>
- **Phone Number:** 1-312-626-6799
- **Meeting ID:** 935 9774 5872
- **Password:** 641464

Please note that there will not be a provider webinar in June.

Monthly Provider Webinar

Please contact earlychildhood@la.gov with any questions.



Contact Info

Child Care Licensing

- Call 225-342-9905
- Email ldelicensing@la.gov or email licensing consultants directly

Child Care Assistance Program (CCAP)

- Call 225-250-7635 or 225-614-5917
- Email ldeccap@la.gov or enter a [ticket](#) at the Provider Help Desk

Child Care Provider Certification

- Email providercertification@la.gov

Child Care Criminal Background Checks (CCCBCs)

- Call 225-342-2716 or 225-342-5311 or email ldcccbbcprocessing@la.gov

General Early Childhood Support

- Email earlychildhood@la.gov

