

LOUISIANA DEPARTMENT OF EDUCATION



---

## Early Childhood Care and Education Advisory Council

February 23, 2022

---



# Agenda



- I. Call to Order
- II. Roll Call
- III. Approval of the Minutes of November 17, 2021
- IV. Consideration of the Early Childhood Care and Education Advisory Council Membership
- V. Consideration of an Update on Early Childhood Care and Education in Louisiana
- VI. Consideration of Louisiana's Child Care and Development Fund State Plan Amendment
- VII. Consideration of the Early Childhood Care and Education Advisory Council Quarterly Report – Quarter 4
- VIII. Adjournment



## I. Call to Order



## II. Roll Call





### **III. Approval of the Minutes of November 17, 2021 Advisory Council Meeting**

**IV. Consideration of the Early  
Childhood Care and Education  
Advisory Council Membership**







## **V. Consideration of an Update on Early Childhood Care and Education in Louisiana**



# **ARPA Stabilization Grant Round 2 Funding Formula**





# Louisiana Dept. of Education

Advisory Council Meeting Content for  
ARPA Round 2 Child Care Stabilization Grants

This project is supported by a grant from the Pritzker Children's Initiative

This document is the property of Third Sector Capital Partners, Inc. It contains confidential, proprietary, copyright, and/or trade secret information of Third Sector that must not be reproduced, disclosed to anyone or used for the benefit of anyone other than Third Sector unless expressly authorized in writing by an executive officer of Third Sector.

# Contents

---

Third Sector background

Insights on ARPA Stabilization Grant Round 1 disbursements

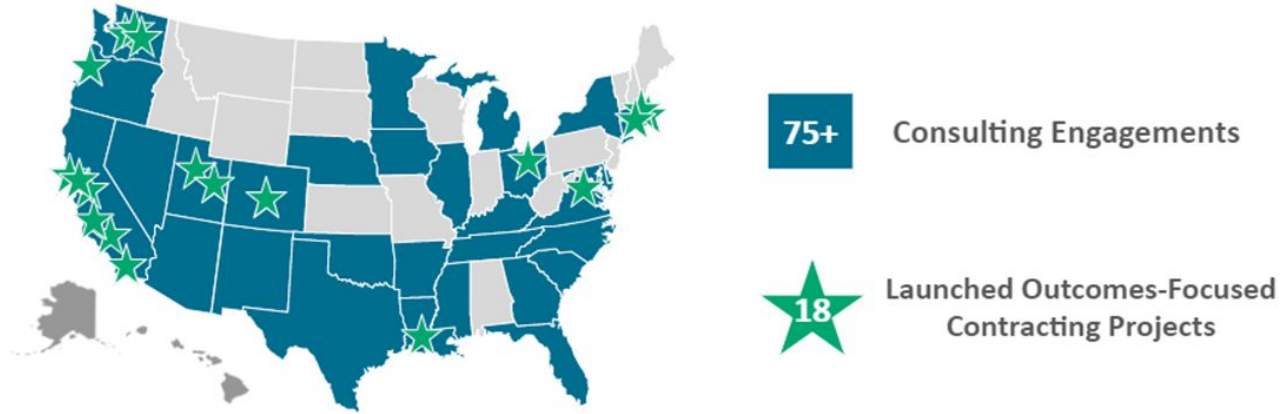
Insights from providers

Recommendations for ARPA Stabilization Grant Round 2 formula



# Third Sector is a nonprofit technical assistance organization that helps government agencies to reshape their programs, systems, and services

## Third Sector Overview



*Over \$1 billion in public funding deployed via outcomes contracts since 2011*

**Profile:** Founded in 2011, Third Sector is a non-profit advisory organization with 50+ staff members across the country

**Goal:** Organizations using public & private funds will have the systems, tools, & data to improve outcomes & equity

**Areas of focus:** Poverty, workforce & education, housing stability, reentry, mental health, early child care and education

**Third Sector has also supported Connecticut and Massachusetts in the development of the formulas for their ARPA child care stabilization grants**

# ARPA Stabilization Grant Round 1 Insights

In Round 1, LDOE granted providers ARPA grants based on licensed capacity (per licensed seat: \$1256 base, plus up to \$628 bonus per seat depending on services offered, provider setting and community characteristics)

- Type III centers, family child care providers and in-home providers tended to receive a higher amount of money per child as they were more likely than Type I and II centers to offer additional services (serving infants, offering non-traditional hours etc.)
- Most providers (98%) across all provider types served toddlers. Over 90% of Type III centers and almost all family child care and in-home providers served infants; only 61% of Type I and 77% of Type II centers served infants.
- LDOE used the Social Vulnerability Index (SVI) to target additional funds to more vulnerable communities. The round 1 applicants in higher SVI (more vulnerable) areas were also more likely to provide additional services.



## ARPA Stabilization Grant Focus Group Insights

- Providers reported that the pandemic has been extremely challenging
  - Financial challenges
    - Providers communicated that they are losing income due to decreased attendance and temporary closures due to COVID-19 exposures.
  - Health and safety concerns
    - Providers expressed concern about personal COVID-19 risks. Family child care providers talked about their households being exposed to COVID-19 from the children in care.
    - Providers reported that parents are sending children to child care knowing that the child or child's household has been exposed to, or tested positive for, COVID-19.
  - Time constraints
    - Providers reported having to spend additional time sanitizing due to the pandemic.
    - Some have reduced their hours of operation to account for the additional cleaning time.
- Providers reported that infant care is in high demand and becoming more limited

## ARPA Stabilization Grant Focus Group Insights

- Providers had an overall positive response to the first round of grants
  - Round 1 grants were well-received
  - Some providers expressed that it helped keep their doors open
  - Providers said the application process was straightforward and easy
- Certain services could be difficult to incentivize during the pandemic
  - Providers reported they were unlikely to add transportation as a service during the pandemic due to the close quarters in a vehicle and difficulty in physical distancing
  - Providers said they are working longer hours to clean facilities at the end of the workday, so extending hours of operation would be a challenge



# Recommendations for Round 2 Formula Refinements

- Increase the infant bonus percentage
- Increase the provider setting bonus percentage
  - Assign CCAP-certified family child care providers and in-home providers the same bonus percentage as Type III centers
- Increase the non-traditional hours percentage
- Increase the maximum SVI bonus percentage

## Round 2 Formula – Base and Bonus Amounts

The formula includes two primary components: a base amount and a bonus amount

**Base amount:** Eligible providers who apply will receive \$1,800 per child (calculations will use licensed capacity).

**Bonus amount:** Eligible providers who apply could receive a **maximum** bonus amount of \$774 per child (calculations will use licensed capacity). As there are multiple categories that make up the bonus, only providers who meet the maximum conditions for each category will receive the maximum bonus amount.



## Round 2 Formula – Base and Bonus Amounts

### Calculating base and bonus amounts:

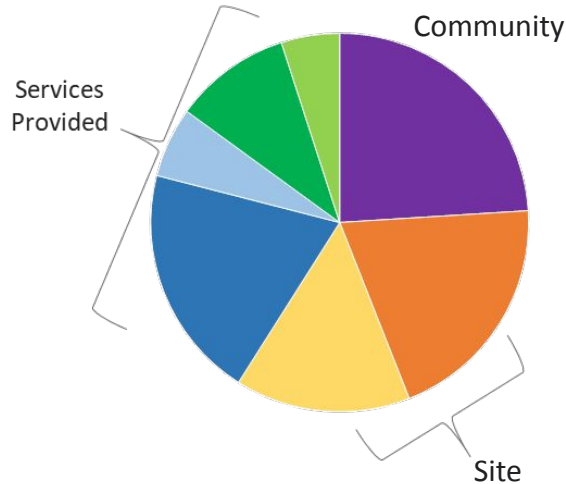
For example, a provider who has a licensed capacity of 100 children would receive a base amount of \$180,000 and *could* receive an additional \$77,400 bonus for a maximum total possible award of \$257,400.

|                         |   |                  |
|-------------------------|---|------------------|
| Base Amount:            | $\$1,800 \times 100 \text{ children} =$ | \$180,000        |
| Possible Bonus Amount:  | $\$ 774 \times 100 \text{ children} =$  | <u>\$ 77,400</u> |
| Possible Total Payment: | $\$2,574 \times 100 \text{ children} =$ | \$257,400        |

# Round 2 Bonus Breakdown

The bonus payments help target funds where most needed for recovery

The bonus amount will be calculated based on multiple categories based on community, site, and services provided. Within these categories, there are specific factors:



## Maximum bonus percentages

- SVI (24%)
- % CCAP Certified (20%)
- Provider Type (15%)
- Infant Care (20%)
- Toddler Care (6%)
- Non-Traditional Hours (10%)
- Special Needs Care (5%)

## Round 2 Bonus Breakdown

Some bonus categories have multiple thresholds. If providers meet certain thresholds, they will qualify for the associated bonus percentage. Maximum thresholds are bolded below:

| Factor            | Category              | Threshold/Qualifier                  | Bonus percent |
|-------------------|-----------------------|--------------------------------------|---------------|
| Community Factor  | SVI Score             | 0 - 0.2                              | 4%            |
|                   |                       | 0.2 - 0.4                            | 6%            |
|                   |                       | 0.4 - 0.6                            | 12%           |
|                   |                       | 0.6 - 0.8                            | 20%           |
|                   |                       | <b>0.8 - 1</b>                       | <b>24%</b>    |
| Site Factors      | % CCAP-Certified      | 0%                                   | 0%            |
|                   |                       | 0.001 - 10%                          | 10%           |
|                   |                       | 11 - 25%                             | 14%           |
|                   |                       | 26 - 50%                             | 16%           |
|                   |                       | 51 - 75%                             | 18%           |
|                   |                       | <b>76 - 100%</b>                     | <b>20%</b>    |
|                   | Provider Type (15%)   | Type III Center                      | 15%           |
|                   |                       | Certified Family Child Care Provider | 15%           |
|                   |                       | Certified In-Home Provider           | 15%           |
| Services Provided | Infant Care           | Yes                                  | 20%           |
|                   | Toddler Care          | Yes                                  | 6%            |
|                   | Non-Traditional Hours | Yes                                  | 10%           |
|                   | Special Needs Care    | Yes                                  | 5%            |

## Example: Scenario 1

Type I provider with a **licensed capacity of 50** located in an area with an **SVI score of 0.49** who **serves toddlers and children with special needs**, but does not offer infant care or have non-traditional hours

| Factor            | Category              | Threshold/Qualifier                  | Bonus percent |
|-------------------|-----------------------|--------------------------------------|---------------|
| Community Factor  | SVI Score             | 0 - 0.2                              | 4%            |
|                   |                       | 0.2 - 0.4                            | 6%            |
|                   |                       | 0.4 - 0.6                            | 12%           |
|                   |                       | 0.6 - 0.8                            | 20%           |
|                   |                       | 0.8 - 1                              | 24%           |
| Site Factors      | % CCAP Certified      | 0%                                   | 0%            |
|                   |                       | 0.001 - 10%                          | 10%           |
|                   |                       | 11 - 25%                             | 14%           |
|                   |                       | 26 - 50%                             | 16%           |
|                   |                       | 51 - 75%                             | 18%           |
|                   |                       | 76 - 100%                            | 20%           |
|                   | Provider Type         | Type III Center                      | 15%           |
|                   |                       | Certified Family Child Care Provider | 15%           |
|                   |                       | Certified In-Home Provider           | 15%           |
| Services Provided | Infant Care           | If Yes                               | 20%           |
|                   | Toddler Care          | If Yes                               | 6%            |
|                   | Non-Traditional Hours | If Yes                               | 10%           |
|                   | Special Needs Care    | If Yes                               | 5%            |

This provider would receive

**12%** of the bonus amount as a result of their **SVI score**  
**6%** of the bonus amount for serving **toddlers**  
**5%** of the bonus amount for serving **children with special needs**

Since they do not serve CCAP-certified children or infants, or provide non-traditional hours, they do not qualify for the bonus amounts given to those categories.

Total qualified bonus percent =  
 12% + 6% + 5% = **23%**

**Base amount** = \$1,800 x 50 children = **\$90,000**

**Bonus amount** = \$774 x 50 children x 23% = **\$8,901**

**Total possible amount** = **\$98,901**



## Example: Scenario 2

Type III provider with a **licensed capacity of 100** located in an area with an **SVI score of 0.62** who **serves infants and toddlers**, but does not offer special needs care or have non-traditional hours. **28 of the children in their licensed capacity are CCAP-certified.**

| Factor                               | Category              | Threshold/Qualifier | Bonus percent |
|--------------------------------------|-----------------------|---------------------|---------------|
| Community Factor                     | SVI Score             | 0 - 0.2             | 4%            |
|                                      |                       | 0.2 - 0.4           | 6%            |
|                                      |                       | 0.4 - 0.6           | 12%           |
|                                      |                       | 0.6 - 0.8           | 20%           |
|                                      |                       | 0.8 - 1             | 24%           |
| Site Factors                         | % CCAP Certified      | 0%                  | 0%            |
|                                      |                       | 0.001 - 10%         | 10%           |
|                                      |                       | 11 - 25%            | 14%           |
|                                      |                       | 26 - 50%            | 16%           |
|                                      |                       | 51 - 75%            | 18%           |
|                                      | 76 - 100%             | 20%                 |               |
|                                      | Provider Type         | Type III Center     | 15%           |
| Certified Family Child Care Provider |                       | 15%                 |               |
| Certified In-Home Provider           |                       | 15%                 |               |
| Services Provided                    | Infant Care           | If Yes              | 20%           |
|                                      | Toddler Care          | If Yes              | 6%            |
|                                      | Non-Traditional Hours | If Yes              | 10%           |
|                                      | Special Needs Care    | If Yes              | 5%            |

This provider would receive:

**20%** of the bonus amount as a result of their **SVI**  
**16%** of the bonus amount as 28% of their capacity is **CCAP-certified children**  
**15%** of the bonus amount for being a **Type III center**  
**20%** of the bonus amount for serving **infants**  
**6%** of the bonus amount for serving **toddlers**

Since they do not serve children with special needs, or provide non-traditional hours, they do not qualify for the bonus amounts given to those categories.

Total qualified bonus percent =  
 $20\% + 16\% + 15\% + 20\% + 6\% = 77\%$

**Base amount** = \$1,800 x 100 children = **\$180,000**  
**Bonus amount** = \$774 x 100 children x 77% = **\$59,598**  
**Total possible amount** = **\$239,598**

## Example: Scenario 3

Family child care provider with a **licensed capacity of 6** located in an area with an **SVI score of 0.15** who **serves infants and toddlers**, and has **non-traditional hours**, but does not serve children with special needs. **All of their children are CCAP-certified.**

| Factor                | Category          | Threshold/Qualifier                  | Bonus percent |
|-----------------------|-------------------|--------------------------------------|---------------|
| Community Factor      | SVI Score         | 0 - 0.2                              | 4%            |
|                       |                   | 0.2 - 0.4                            | 6%            |
|                       |                   | 0.4 - 0.6                            | 12%           |
|                       |                   | 0.6 - 0.8                            | 20%           |
|                       |                   | <b>0.8 - 1</b>                       | <b>24%</b>    |
| Site Factors          | % CCAP Certified  | 0%                                   | 0%            |
|                       |                   | 0.001 - 10%                          | 10%           |
|                       |                   | 11 - 25%                             | 14%           |
|                       |                   | 26 - 50%                             | 16%           |
|                       |                   | 51 - 75%                             | 18%           |
|                       |                   | <b>76 - 100%</b>                     | <b>20%</b>    |
|                       | Provider Type     | Type III Center                      | 15%           |
|                       |                   | Certified Family Child Care Provider | 15%           |
|                       |                   | Certified In-Home Provider           | 15%           |
|                       | Services Provided | Infant Care                          | If Yes        |
| Toddler Care          |                   | If Yes                               | 6%            |
| Non-Traditional Hours |                   | If Yes                               | 10%           |
| Special Needs Care    |                   | If Yes                               | 5%            |

This provider would receive:

**4%** of the bonus amount as a result of their **SVI**

**20%** of the bonus amount as 100% of their capacity is **CCAP-certified children**

**15%** of the bonus amount for being a certified **FCC provider**

**20%** of the bonus amount for serving **infants**

**6%** of the bonus amount for serving **toddlers**

**10%** of the bonus amount for **non-traditional hours**

Since they do not serve children with special needs, they do not qualify for the bonus amount given to that category.

Total qualified bonus percent =

4% + 20% + 15% + 20% + 6% + 10% = **75%**

**Base amount** = \$1,800 x 6 children = **\$10,800**

**Bonus amount** = \$774 x 6 children x 75% = **\$3,483**

**Total possible amount** = **\$14,283**

# ARPA Stabilization Grant, Round 2

*The Department will release the American Rescue Plan Act (ARPA) Stabilization Grant Round 2 on March 24, 2022. Providers open and serving children by March 31, 2022 will be eligible to apply.*

## Timeline for Round 2:

|                            |  |
|----------------------------|--|
| March 24                   | ARPA Stabilization Grant Round 2 Application release   |
| March 28, 9:30am - 10:30am | <a href="#">Office Hours</a>   |
| April 4, 9:30am - 10:30am  | <a href="#">Office Hours</a>   |
| April 7                    | ARPA Stabilization Grant Round 2 Application closes  |
| Week of May 9-13, 2022     | ARPA Stabilization Grant Round 2 funds released in Regions 3 (Covington), 6 (Lake Charles), and 7 (Alexandria) |
| Week of May 16-20, 2022    | ARPA Stabilization Grant Round 2 funds released in Regions 2 (Baton Rouge), 5 (Lafayette), and 9 (Monroe)      |
| Week of May 23-27, 2022    | ARPA Stabilization Grant Round 2 funds released in Regions 1 (Orleans), 4 (Thibodaux), and 8 (Shreveport)      |

Please contact the Provider Help Desk at 225-250-7635, 225-252-9543 or via the [Provider Ticket System](#) for additional assistance.

**Early Childhood Care and Education  
Commission**





# 2022 ECCE Commission Report Overview

The Commission recommends that the Legislature:

- 1 Invest \$115 million of state funds to fully launch LA B to 3, and invest an increase of that amount every year for 10 years.**
- 2 Identify additional and ongoing funding sources for the Early Childhood Education Fund to match and incentivize local investment.**
- 3 Reauthorize the Early Childhood Care and Education Commission.**

While fully and sustainably supporting the state's early care and education sector, the Legislature should simultaneously leverage any and all federal funding opportunities. For example, Louisiana should participate in expanded 0-3 and universal pre-K provisions in anticipated federal legislation to support high-quality early care and education.

# 2022 ECCE Commission Report Timeline

October 19, 2021: The ECCE Commission convened for the first time this academic year to begin planning for the 2022 report.

December 17, 2021: The ECCE Commission Task Force shared their recommendations to strengthen early care and education in Louisiana.

February 17, 2022: The ECCE Commission endorsed the drafted 2022 report for the Louisiana Legislature.

By February 28, 2022: The ECCE Commission provides its report to the Louisiana Legislature no less than 14 days prior to the first day of the regular legislative session (March 14, 2022).

By February 28, 2022: The Department provides the ECCE Commission report on the Louisiana Believes website in the Early Childhood Policy Guidance section of the Resource Library.

**New Proposed State Funding for  
Early Childhood Care and Education**



# Executive Budget

*In January the Office of the Governor presented the Executive Budget for 2022-2023 to the Joint Legislative Committee on the Budget.*

The budget contained the following additions for early childhood care and education:

| Item  | Budget Amount   |
|---|-----------------|
| Child Care Assistance Program (rate and accessibility increase) | \$25 M          |
| Early Childhood Education Fund                                  | \$50 M          |
| Increase LA 4 rate per child                                    | \$17 M          |
| Increase NSECD rate per child                                   | \$ 1.4M         |
| <b>Total</b>  | <b>\$93.4 M</b> |



**VI. Consideration of Louisiana's  
Child Care and Development Fund  
State Plan Amendment**



# CCDF State Plan Amendment #1 2022-2024

*Significant changes of the CCDF implementation requires a State Plan Amendment within 60 days of implementation.*

**Three major changes to the CCDF State Plan include the following:**

1. Paying CCAP on enrollment rather than attendance
2. Increasing CCAP income eligibility to 85% of State Median Income (SMI)
3. Increasing CCAP rates to true cost of care



# CCDF State Plan Amendment #1 2022-2024 - continued

## State Median Income (SMI) changes:

- 3.1.3 Eligibility criteria: Family Income Limits - Update State Median Income (SMI)
- 3.2.1 Provide the CCDF co-payments in the chart below according to family size for one child in care
- 3.2.5 Policies and processes for graduated phase-out of assistance at redetermination.



# CCDF State Plan Amendment #1 2022-2024 - continued

## Paying on Enrollment

- 4.1.3 A core principle of CCDF is that families receiving CCDF-funded child care should have equal access to child care that is comparable to that of non-CCDF families (658E(c)(4)(A) and 98.45(a)).
- 4.4 Implement Generally Accepted Payment Practices and Ensure Timeliness of Payments
- 8.1 Internal Controls and Accountability Measures To Help Ensure Program Integrity



# CCDF State Plan Amendment #1 2022-2024 - continued

## Payment Rates - Paying on True Cost of Care

- 4.2 Assess Market Rates and Analyze the Cost of Child Care
- 4.3 Establish Adequate Payment Rates
- 4.4 Implement Generally Accepted Payment Practices and Ensure Timeliness of Payments
- 4.5 Establish Affordable Co-Payments



## **VII. Consideration of the Early Childhood Care and Education Advisory Council Quarterly Report - Quarter 4**



## Key Activities in Quarter 4

- Updates on Early Childhood Community Networks
- Updates on Ready Start Networks
- Supporting Teachers to Be Successful
- Supporting Directors to Be Successful
- Child Care Assistance Program (CCAP)
- Publicly-Funded Early Learning Sites



# Key Activities in Quarter 4

## Early Childhood Community Networks

*The Department facilitated collaboration with community network lead agencies and sites to implement October 2021 Child Count, Fall CLASS® observations, and coordinated enrollment.*

- Sites worked with community network lead agencies to complete child count, counting every publicly-funded child enrolled at each site within the network.
- Community network lead agencies worked with sites to observe in either in-person or virtual formats and to submit a waiver for any classroom unable to receive an observation in the Fall 2021 observation period.
- Community networks began planning for the coordinated enrollment process for the 2022-2023 year.



# Key Activities in Quarter 4

## Early Childhood Community Networks

*The Department and Community Networks continued to support local sites to implement the early childhood accountability system.*

- Sites completed the fall *GOLD*<sup>®</sup> checkpoint, setting up students and classrooms in the online system.
- Community network lead agencies coordinated over **5,630 observations**, observing over 450,000 minutes of early childhood instruction.
- Community network lead agencies conducted 812 Infant CLASS<sup>®</sup> observations, 1,506 Toddler CLASS<sup>®</sup> observations, and 3,314 Pre-K CLASS<sup>®</sup> observations.
- Observations were conducted at **1,533 sites** during the Fall 2021 semester.
- The Department processed classroom-level waiver requests for 340 classrooms where, despite lead agencies' best efforts, classrooms could not be observed.



# Key Activities in Quarter 4

## Super App

*School systems planned for the 2022-2023 academic year with their early childhood community network lead agency to complete the early childhood components of Super App.*

| Topic            | Early Childhood Vision   | Super App Response  |
|------------------|--|---|
| Local Governance | Communities drive faster rates of improvement in access and quality at the local level.                                  | School systems uploaded the community network's blueprint.  |
| Access           | More children birth through age three should be able to access publicly-funded slots in high-quality child care centers. | School systems worked with networks to identify strategies to increase access for targeted age groups.                |
|                  |  | School systems uploaded the network's Coordinated Funding Request.  |
| Quality          | All early childhood classrooms in the state should be offering high-quality care and education for all children.         | School systems requested funding for B-5 high-quality curriculum, professional development, and specialized supports. |





## Key Activities in Quarter 4 *Believe!* Application

*Through the Believe! Application for 2022-2023, network lead agencies applied for funding to support the four categories previously outlined in the [Believe! Early Childhood Planning Guide](#).*

The *Believe!* application was divided into four parts to ensure that Louisiana achieves the following:

1. **Strengthens the child care system** to meet the needs of all families and support the stabilization of the child care sector.
2. **Expands supply of and access to high-quality early childhood** options for families and identifies opportunities to sustain that expansion long-term.
3. **Prepares and supports teachers** to lead classrooms and provide high-quality interactions that meet the developmental needs of children every day.
4. **Empowers families** to access tools and resources to support their children's development.



# Key Activities in Quarter 4

## *Believe!* Application

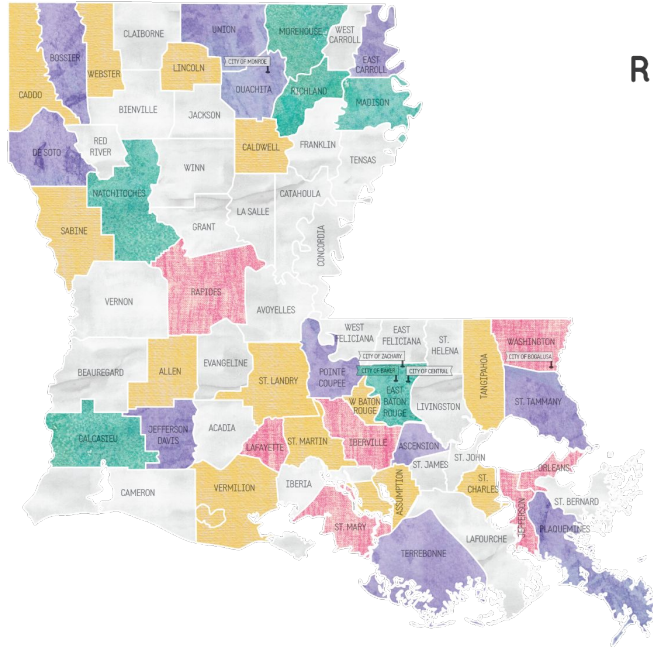
*The Appendix of the Believe! Planning Template indicated the amount of funding each network could apply for in each category.*

| Category 1:<br>Child Care Stabilization   | Category 2:<br>Access Expansion  | Category 3:<br>High-Quality Classrooms  | Category 4:<br>Empowering Families  |
|---|--|---|---|
| Funding amount determined based on the number of classrooms in Type III centers in each network | Funding amount available at the same level for all interested networks, no matter the size | Funding amount determined based on the number of classrooms in Type III centers in each network | Funding amount determined based on the number of birth through three-year-olds who are economically-disadvantaged and reside in the network |
| <i>Approximately \$1700 per Type III center classroom</i>                                       | <i>\$35,000</i>  | <i>Approximately \$950 - \$1000 per Type III center classroom</i>                               | <i>Varies based on B-3 population of network</i>  |

# Key Activities in Quarter 4

## Ready Start Networks

*Ready Start Networks continue to build interest and gain traction across the state. A fourth cohort of Ready Start Networks was onboarded during Fall 2021, bringing the total number of Ready Start Networks to thirty-seven.*



### READY START NETWORK

- COHORT 1
- COHORT 2
- COHORT 3
- COHORT 4



# Key Activities in Quarter 4

## Supply Building and Access Expansion

*Fifteen Ready Start Networks initiated work to build the supply of, and increase access to, high-quality early care and education within the communities they serve through LDOE access expansion grant opportunities.*

As part of the Department's Community Supply Building and Access Expansion grant, fifteen Ready Start Networks began work to complete a multi-factor community access and landscape analysis to identify gaps in access to early care and education at the local level.

Ready Start Network grantees will utilize the data and information gathered through this analysis to develop strategic plans to increase access to early childhood care and education that is aligned with community needs.

Implementation of these community-level strategies for supply building and access expansion will begin in 2022.



# Key Activities in Quarter 4

## Supporting Teachers to Be Successful

*The Department provided instructional supports for child care teachers and took steps to increase the quality of ECAC programs.*

- There are a total of 29 BESE-approved ECAC Programs available statewide.
- The Department has continued to conduct pilot assessments of ECAC programs with its contractor, TPI. A total of 15 on-site reviews have been completed as of December. These onsite reviews provide programs tangible opportunities for improvement.
- In December, BESE approved revisions to Bulletin 996 to create a first-of-its-kind state unified quality rating system for ECAC programs. The initial learning cycle for this rating system will begin in the 2022-2023 academic year.



# Key Activities in Quarter 4

## Business Supports

*The Department worked with JW Royston to provide tax consultation and First Children's Finance to host business trainings and consultation hours with early childhood providers.*

In order to support the business practices of early childhood providers, the Department provided the following services:

- **Tax consultation with JW Royston:** child care providers of all site types could receive up to two hours of tax consultation services
- **Business training with First Children's Finance:** topics included marketing, finances, staffing, policy & business practices, and program management & leadership
- **Business consultation with First Children's Finance:** after attending a training, participants were eligible for individual consultation working with an expert in early childhood business development



# Key Activities in Quarter 4

## Child Care Assistance Program (CCAP)

*The Department has supported child care providers and families in many ways in relation to the Child Care Assistance Program (CCAP).*

In response to the pandemic, the Department has

- Reimbursed all authorized children on enrollment rather than attendance;
- Paid CCAP at the maximum daily rate; and
- Waived CCAP copayments for families.

| <i>CCAP Children Served in Quarter 4</i> |               |               |
|--|---------------|---------------|
| October 2021                             | November 2021 | December 2021 |
| 24,306                                   | 25,304        | 23,376        |

# Key Activities in Quarter 4

## Publicly-Funded Early Learning Sites

### Licensing Type

|                      | Type I | Type II | Type III | FCC | In-home |
|----------------------|--------|---------|----------|-----|---------|
| <i>October 2021</i>  | 217    | 158     | 1032     | 267 | 7       |
| <i>November 2021</i> | 217    | 165     | 1053     | 285 | 4       |
| <i>December 2021</i> | 214    | 163     | 1063     | 291 | 12      |

### Star Ratings:

|             | 0 Star | 1 Star | 2 Star | 3 Star | 4 Star | 5 Star |
|-------------|--------|--------|--------|--------|--------|--------|
| <i>2021</i> | 8      | 19     | 197    | 604    | 582    | 110    |

*\*This does not include new, unrated sites.*



## VIII. Adjourment

