




EARLY CHILDHOOD

CONFERENCE 2024

SHAPING LOUISIANA'S FUTURE



**Using Development to
Guide Learning**



Purpose and Objectives

Purpose: Participants will learn the importance of understanding children's individual development and learning. Participants will also gain strategies for using curriculum to build teaching loops that support individual children's development and learning.

Objectives: During this session, participants will:

- Learn the importance of understanding children's individual development and learning
- Explore ways a curriculum provides guidance in the learning environment, learning experiences, and adult-child interactions
- Consider ways to use teaching loops to support individual children's development and learning

Agenda

- I. Purpose and Objectives
- II. Agenda
- III. Activity 1: Look At Me!
- IV. How Children Develop and Learn
- V. Learning About Children's Development
- VI. The Teaching Loop
- VII. Activity 2: The Teaching Loop Video
- VIII. Using Curriculum to Support Child Development and Learning
- IX. Session Conclusion



Activity 1: Look at Me!

Activity 1: Look At Me!

The video will introduce how using focused observations with infants and toddlers can provide teachers with understanding of a child's current development and support plans for guided learning.

[Look At Me!](#)

- How do you use observations to guide your students' development and learning?
- Who do you share your focused observations with? Who else might benefit from the information that you gather?

We will further investigate how using child development can best direct teaching and learning in the early childhood classroom.



How Children Develop and Learn

How Children Develop and Learn



Young children develop and learn through play, relationships, and routines that are repetitious within their daily environment.

Play - Children have a natural instinct to play that helps them learn about themselves and develop both hard and soft skills, such as social and language skills, learning to share and take turn, and understand their environment.

How Children Develop and Learn



Relationships - Allow children to explore their surroundings and learn how to be a part of the environment. They learn about themselves and others through responses to the environment.

Routines - Consistency and structure allow young children to feel safe and secure within their learning environment. This supports them to reach out beyond their current abilities and try new activities.



Learning About Children's Development

Learning About Children's Development - Learning Outcomes

Early learning outcomes for infants and toddlers have several central domains that teachers should consider when learning about child development that include

- Approaches To Learning
- Cognitive Development and General Knowledge
- Language and Literacy
- Cognition
- Motor, Physical, and Perceptual Development
- Interpersonal Skills

Child observations support teachers to use curriculum and teaching loops to support children's developmental growth in these areas.

Learning About Children's Development - Learning Outcomes

Approaches To Learning

- Initiative and Curiosity
- Attention, Engagement, and Persistence
- Reasoning, Problem-Solving, and Creative Thinking



Learning About Children's Development - Learning Outcomes

Cognitive Development and General Knowledge

- Creative Thinking and Expression
- Mathematics
- Science
- Social Studies



Learning About Children's Development - Learning Outcomes

Language and Literacy

- Speaking and Listening
- Language
- Reading: Literature and Information in Print
- Foundational Skills
- Writing



Learning About Children's Development - Learning Outcomes

Motor, Physical, and Perceptual Development

- Develop large muscle control and coordinate movements in their upper and/or lower body
- Develop small muscle control and coordination
- Participate in a variety of physical activities to enhance strength and stamina
- Develop appropriate health and hygiene skills
- Demonstrate safe behaviors



Learning About Children's Development - Objectives

Interpersonal Skills

- Relationships with Peers and Adults
- Self-Concept and Self-Efficacy
- Self-Regulation



Learning About Children's Development - Objectives

Teachers should plan how to observe children objectively and responsively when teaching new skills

- Make plans to observe the child during daily routines
- Share clear and engaging assessment information with families as partners in the child's learning
 - Explain effective strategies to assess children in language development and other areas
 - Share information with families of children who are learning more than one language
 - Share information with families of children who have identified disabilities or developmental delays

Learning About Children's Development - Key Parts of Ongoing Assessment

Teachers should observe children's strengths, progress, and development by documenting observations over time

- Interpret the information to make informed decisions about teaching and responding to individual children
- Partner with families to gather information and plan ways to support children's learning and development



Learning About Children's Development - Observations

Teachers can use observations to plan for and individualize instruction for a child. During daily routines and activities, children's level of performance are related to the expectations of all children for the activity.

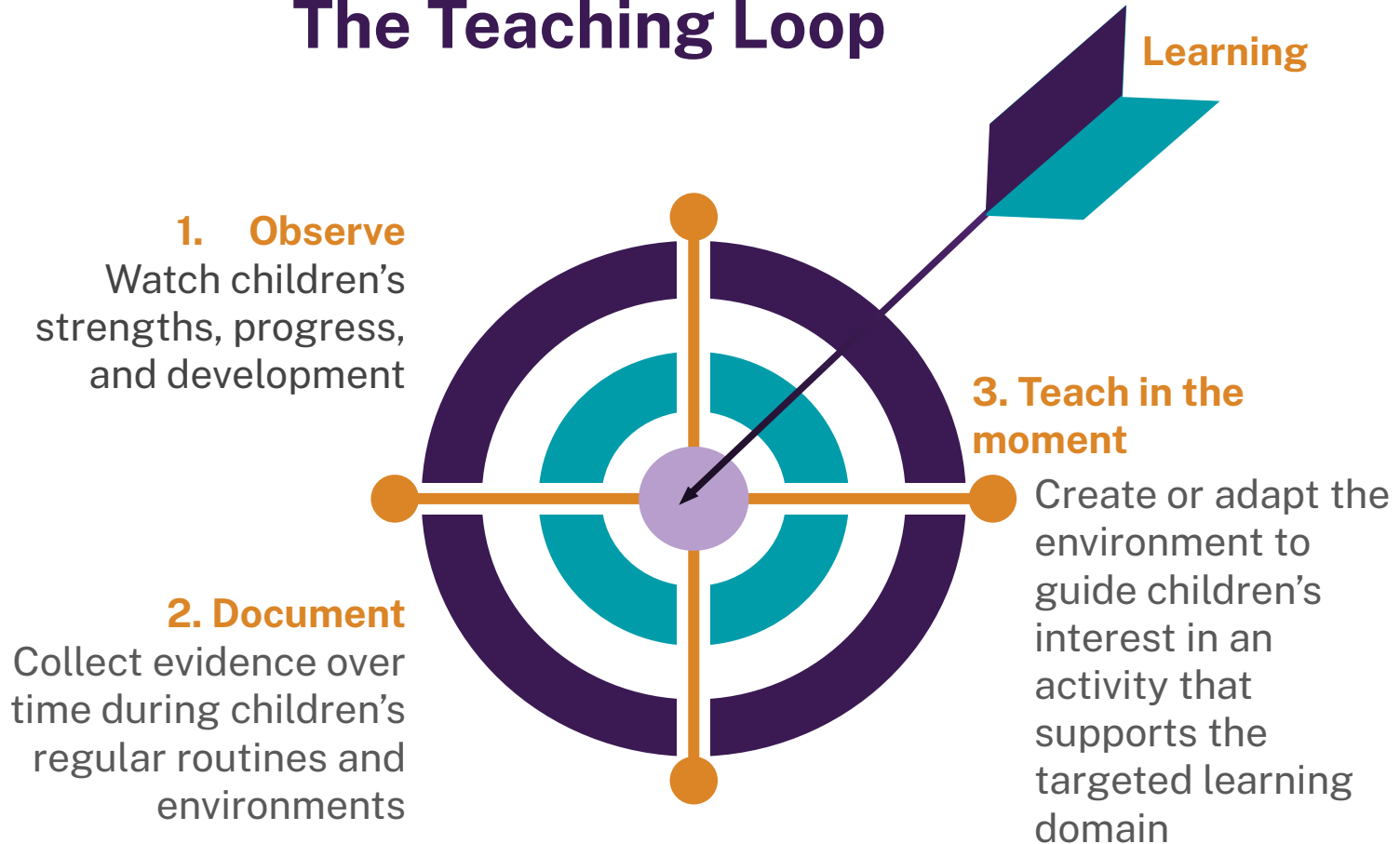
Some examples of times for observations can include

- Transitioning
- Small group time
- Snack or Feeding
- Center Time
- Toileting or Hand Washing

The Teaching Loop

The image features a central title 'The Teaching Loop' in a bold, dark blue font. The text is set against a large, light yellow rectangular area that has a subtle, fine-grained texture. This yellow area is positioned on a dark purple background with a mottled, galaxy-like pattern. To the right and bottom of the yellow area, there are several overlapping, L-shaped decorative elements. These elements are colored in dark blue, orange, and teal, and they appear to be layered on top of each other, creating a sense of depth and movement. The overall design is modern and visually engaging.

The Ongoing Assessment Cycle - The Teaching Loop



The Teaching Loop

A teaching loop is a practice used to teach small and separate parts of a child's learning objective.

- A teaching loop is used to create a brief, highly targeted and individualized teaching interaction that maximizes learning time and child development.
- It is an efficient teaching moment for a young child is essential for child development.

Why use a teaching loop?

- A child may not make progress on a learning objective, despite a teacher's best efforts to create engaging interactions and environments. This child may need teaching practices that are more individualized to succeed with the learning objective.

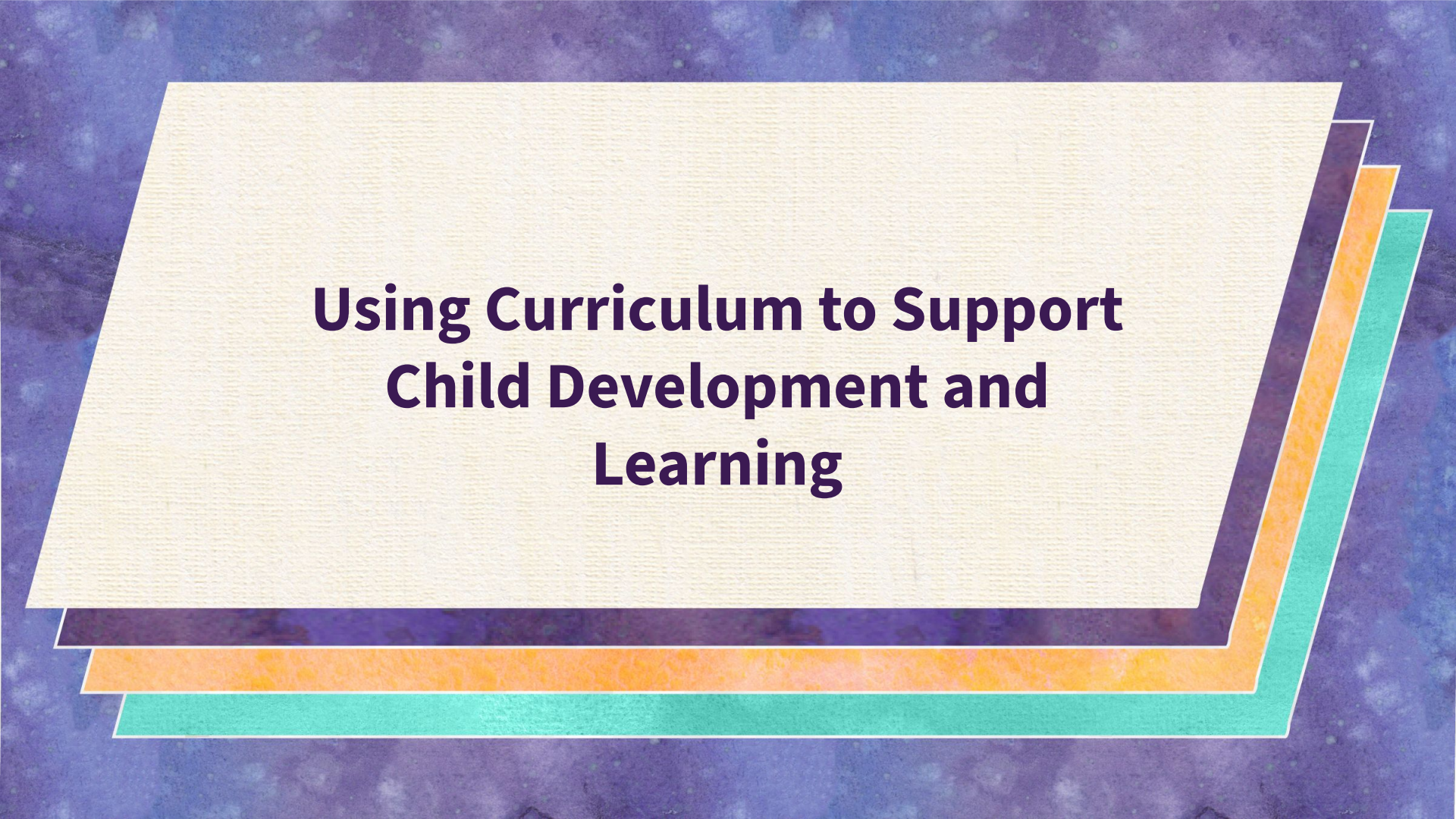


Activity 2: The Teaching Loop Video

The Teaching Loop - Embedded Teaching and Learning

Discover how to use a teaching practice called *The Teaching Loop* to provide individualized instruction to children that encourages individualized child development and learning.

[The Teaching Loop](#)



Using Curriculum to Support Child Development and Learning

Using Curriculum to Support Child Development and Learning - Learning Environment

Some curricula provide a welcome guide, introductory manual, or a foundational volume that includes guidance on how to set up the learning environments to promote effective teaching loops. In addition, content can support the teacher with meaningful learning experiences that support development.

Sections included in the curriculum on the learning environment may offer:

- Guidance on how to set up the physical space and layout
- Suggested learning centers or interest areas
- Suggested learning materials
- Sample schedules, including daily routines

A proper environment promotes effective opportunities for teaching loops.

Using Curriculum to Support Child Development and Learning - Learning Environment

Curriculum often suggests ways to set up the learning environment such as learning areas that includes lists of learning materials and equipment.

Curriculum resources and ideas can support child development and learning by

- Suggesting ways to support learning and development by learning domains, such as through book, block, or sensory areas
- Modifying the learning environment to meet the needs of all children
- Planning and the implementation of learning experiences to support children at various levels of development make progress towards learning goals
- Engaging families in children's learning at home

Using Curriculum to Support Child Development and Learning - Learning Experiences

Each curriculum provides a set of learning experiences

- The scope and sequence of learning experiences vary by curriculum
 - Activities should be organized by age or domain
- Education staff may select learning experiences that best suit a child or a group of children based on
 - Children's knowledge and skills
 - Informal observations
 - Ongoing child assessment data
 - Specific learning experiences to support children's development and learning

Using Curriculum to Support Child Development and Learning - Responsive Interactions

Teachers should look over the curriculum resources and think about

- What is its purpose?
- How can I use it every day as a guide to improve classroom interactions?

The curriculum should be viewed as a relationship-based approach for teachers to build strong, trusting relationships with children and families.

- Helps you be more responsive to each child's interests, strengths, needs, and home environments through directed learning objectives
- Helps you partner with families on learning objectives
- Supports building teaching loops that meet the needs of children with identified disabilities or special needs

Session Conclusion



Session Review

Consider the following discussion questions about today's presentation

- What have I learned about children's development and learning today?
- How can I use child observations to improve my teaching?
- How can I effectively implement teaching loops to support child development and learning in the classroom?
- How can I use curriculum to support each child's development and learning through effectively planned teaching loops?

Presenter



Tonya Normand

Child Care Resource and Referral Manager

Louisiana Department of Education

Office of Early Childhood

Early Childhood Strategy

Presenter

Bridget Rey, Ph.D. Field Support Consultant

Louisiana Department of Education

Office of Early Childhood

Early Childhood Strategy



References

Child Assessment. ECLKC. (2024).


<https://eclkc.ohs.acf.hhs.gov/professional-development/article/ongoing-child-assessment-support-learning>

Look At Me! Using Focused Observation with Infants and Toddlers. ECLKC. 2024.

<https://eclkc.ohs.acf.hhs.gov/video/look-me-using-focused-child-observation-infants-toddlers>

The Teaching Loop. ECLKC. 2024.

<https://eclkc.ohs.acf.hhs.gov/children-disabilities/article/highly-individualized-teaching-learning>



EARLY CHILDHOOD
CONFERENCE 2024
SHAPING LOUISIANA'S FUTURE



LOUISIANA DEPARTMENT OF
EDUCATION