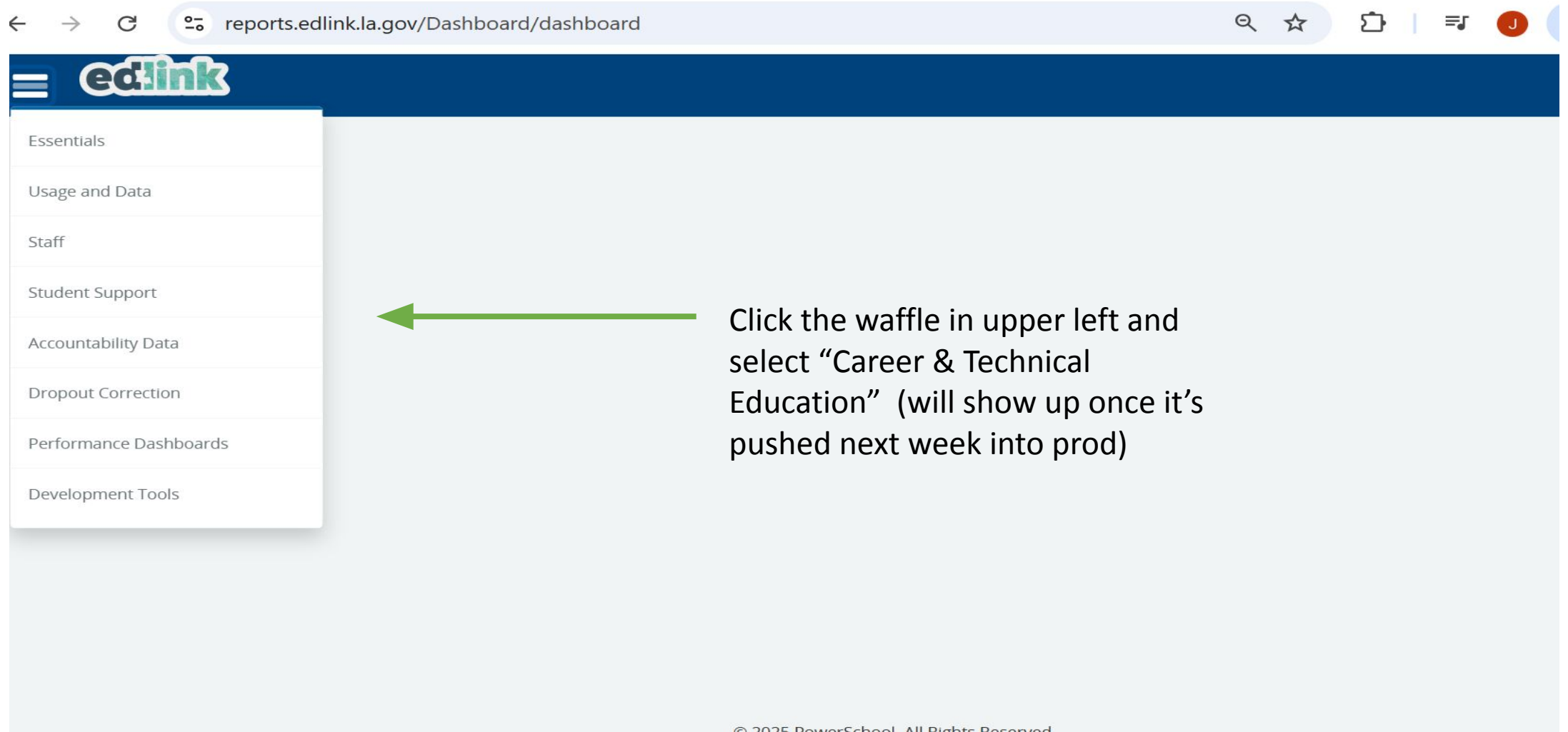


Getting to the Dashboard



Initial View of the Dashboard(s)

The screenshot displays the initial view of the edlink dashboard. The top navigation bar is dark blue with the edlink logo (Career & Technical Education) on the left, the text "CTE Overview" and "State-Determined Performance Levels" in the center, and a search icon on the right. Below the navigation bar, there is a "Filter Data" dropdown menu on the left, which is open, showing a list of filter categories: District, School, School Year (highlighted with a yellow icon), Cluster, ED, Ethnicity, Foster, and Gender. To the right of the dropdown are four year selection buttons: "2023-2024", "2022-2023", "2021-2022", and "2020-2021", each with a close icon. A "Clear All Filters" link is also present. A text annotation with two blue arrows points to the "2022-2023" button and the "School Year" filter category, stating: "Data will default to show the last 4 years. Data will show after you select a dashboard (next slide), but you can change this under Filter/School Year". The footer of the dashboard contains the copyright notice: "© 2025 PowerSchool. All Rights Reserved".

CTE Overview State-Determined Performance Levels

edlink
Career & Technical Education

Filter Data

2023-2024 2022-2023 2021-2022 2020-2021 Clear All Filters

District >

School >

School Year 4 >

Cluster >

ED >

Ethnicity >

Foster >

Gender >

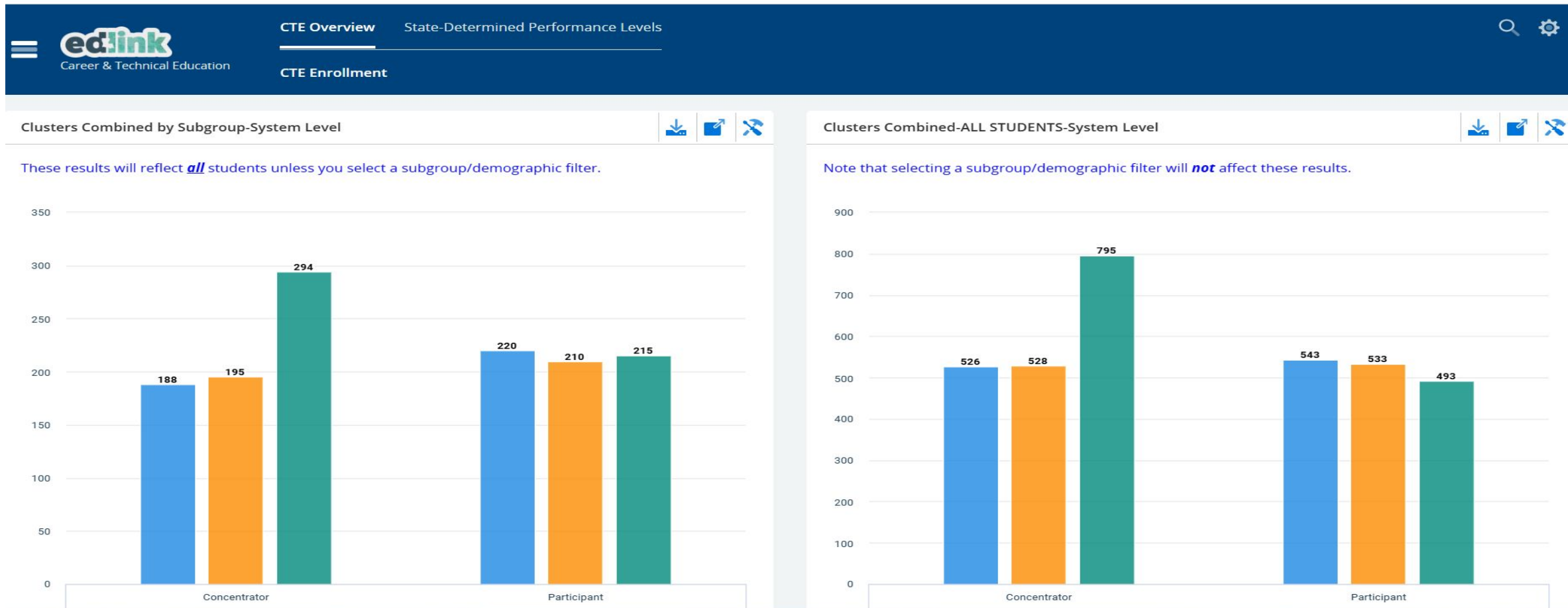
Data will default to show the last 4 years. Data will show after you select a dashboard (next slide), but you can change this under Filter/School Year

© 2025 PowerSchool. All Rights Reserved

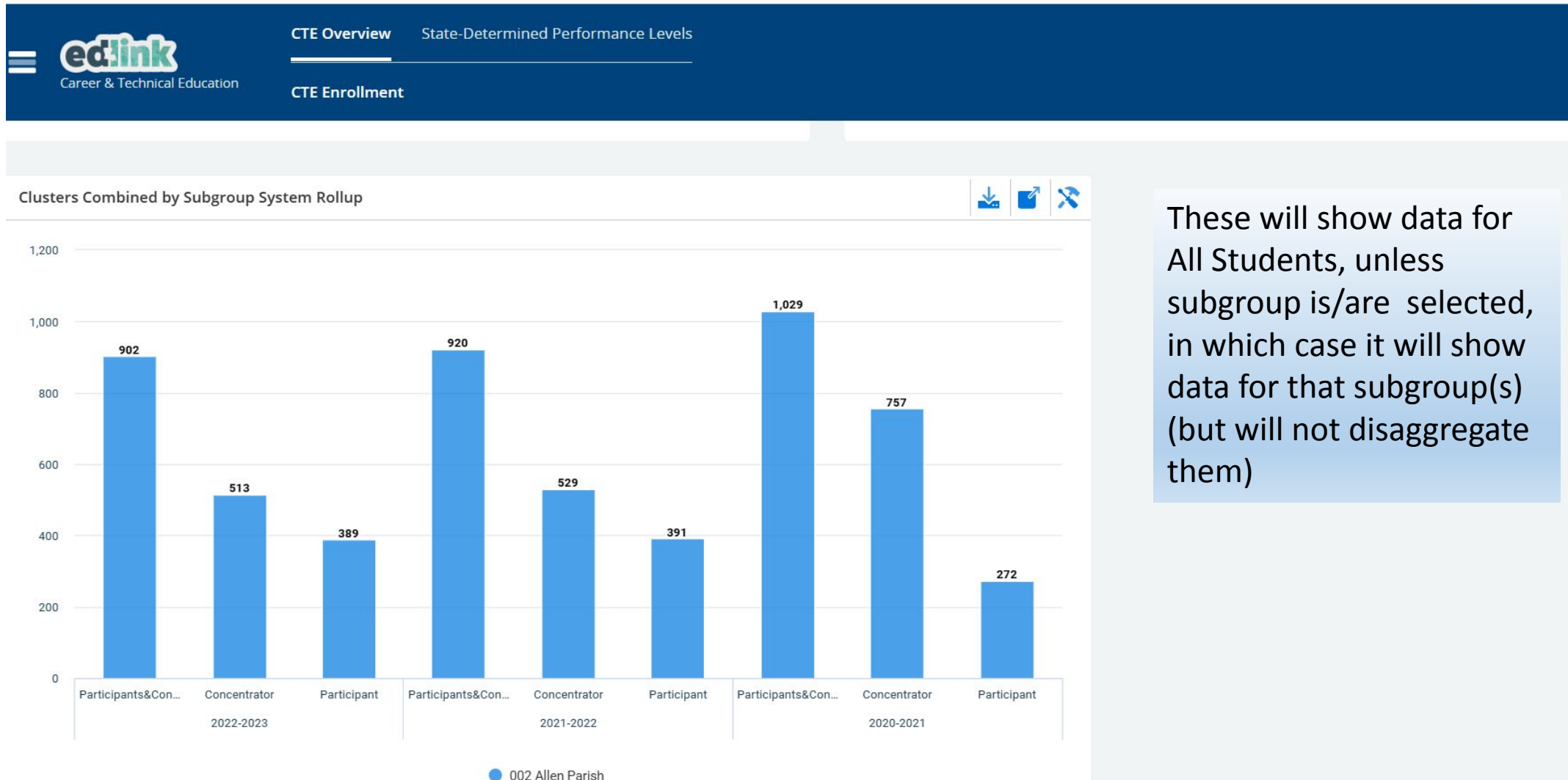
CTE Overview/CTE Enrollment

By subgroup (note: not yet able to show subgroup selected in the filter in the metric itself)

All Students



CTE Overview/CTE Enrollment Part 2



CTE Overview/CTE Enrollment Part 3

edlink

Career & Technical Education

CTE Overview

State-Determined Performance Levels

CTE Enrollment


By Cluster-Site Level

SCHOOL YEAR	SCHOOL SYSTEM	SITE CODE AND NAME	CLUSTER	TOTAL
2020-2021	002 Allen Parish	002004 Kinder High School	Agriculture, Food & Natural Resources	73
2020-2021	002 Allen Parish	002004 Kinder High School	Architecture & Construction	122
2020-2021	002 Allen Parish	002004 Kinder High School	Arts, A/V Technology & Communication	2
2020-2021	002 Allen Parish	002004 Kinder High School	Business Management	4
2020-2021	002 Allen Parish	002004 Kinder High School	Hospitality & Tourism	51
2020-2021	002 Allen Parish	002004 Kinder High School	Human Services	90
2020-2021	002 Allen Parish	002006 Oakdale High School	Agriculture, Food & Natural Resources	14
2020-2021	002 Allen Parish	002006 Oakdale High School	Architecture & Construction	124
2020-2021	002 Allen Parish	002006 Oakdale High School	Arts, A/V Technology & Communication	11
2020-2021	002 Allen Parish	002006 Oakdale High School	Business Management	2

These 2 “by Cluster” tables (i.e. Site Level and System Level) must be shown as tables instead of charts

These 2 “by Cluster” tables (i.e. Site Level and System Level) must be shown as tables instead of charts

State-Determined Performance Levels



CTE OverviewState-Determined Performance Levels

1S1: Four-Year Graduation Rate2S: Academic Outcomes4S1: Non-Traditional Program Enrollment5S1: Industry Based Credentials

Filter Data

2023-20242022-20232021-20222020-2021Clear All Filters

DistrictSchoolSchool Year4ClusterEDEthnicity

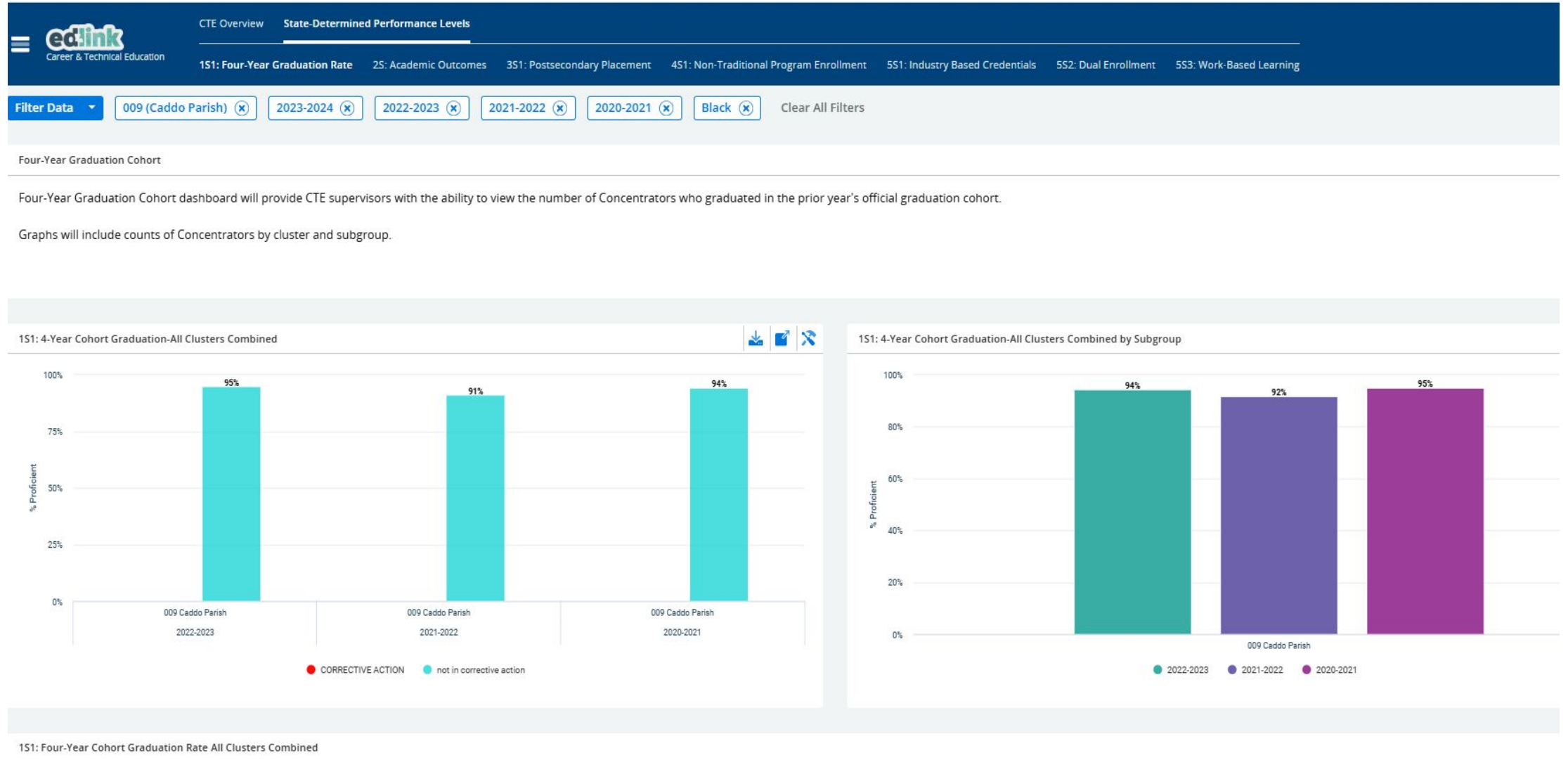
Search

☒ [All]☐ 001 (Acadia Parish)☐ 002 (Allen Parish)☐ 003 (Ascension Parish)☐ 004 (Assumption Parish)

These 2 “by Cluster” tables (i.e. Site Level and System Level) must be shown as tables instead of charts

These 2 “by Cluster” tables (i.e. Site Level and System Level) must be shown as tables instead of charts

State-Determined Performance Levels – 1S1 (Graduation)



Questions/debugging:

Josh.Posey@la.gov