

The Recovery School District is dedicated to transforming academically struggling schools to ensure that all students have access to an excellent public education.

The Recovery School District fulfills this mission through:

- Working with high-quality charter school organizations to transform struggling schools throughout the state
- Providing core governmental functions necessary to achieve excellence and equity in a decentralized system of autonomous charter schools

The Louisiana Legislature created the Recovery School District in 2003, and expanded the role and responsibilities of the RSD through legislation in 2005 immediately post Hurricane-Katrina.

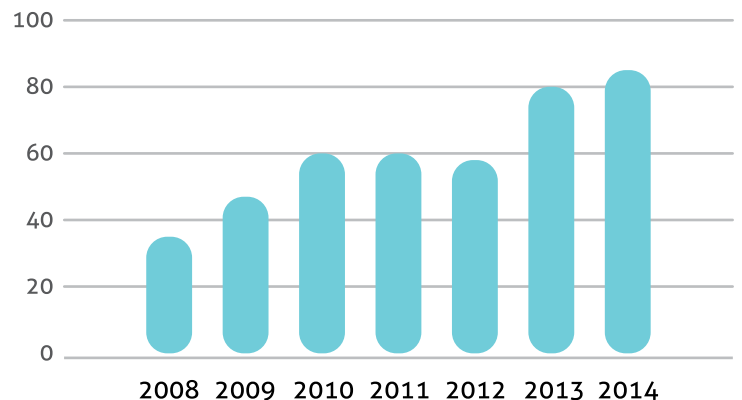


Statewide, the RSD comprises 64 autonomous charter schools in Orleans, East Baton Rouge, and Caddo parishes enrolling over 33,500 students.¹



The RSD is creating better school options for families across Louisiana through its relentless dedication to transforming low performing schools.

% OF RSD SCHOOLS ABOVE FAILING STATUS



In New Orleans, the RSD comprises 57 autonomous charter schools enrolling more than 30,000 students—70% of the total public school student population.¹

In New Orleans, the RSD fulfills its mission by performing the core governmental functions necessary to achieve excellence and equity in a decentralized system of autonomous charter schools. The RSD partners with the Orleans Parish School Board, non-profit organizations, industry, and community groups to best serve all students in the city.

Guaranteeing Equity for All Students

EnrollNOLA, the centralized enrollment board for New Orleans provides all students with equitable, transparent access to schools and specialized programs.

The **Youth Opportunity Center** promotes academic success for all students by reducing barriers to school attendance.

The **Citywide Exceptional Needs Fund** provides supplemental funding to help support all schools in New Orleans in serving high-needs students.

This school year, the Orleans Parish School System and the Recovery School District have partnered to build the Youth Opportunity Center (YOC). The YOC is focused on reducing chronic absenteeism through individual student case management, which includes pairing a student with a licensed social worker for assistance with attendance issues.



During the 2013-2014 school year, EnrollNOLA managed enrollment for over 40,000 students in New Orleans.

For the 2015-2016 enrollment process, OneApp continues to increase school access for New Orleans' students and families with its expansion to include over 150 programs – over 100 K-12 programs and nearly 50 pre-kindergarten programs – including 90% of public schools in New Orleans, nonpublic scholarship schools in New Orleans and a number of nonpublic preschools.

Planning for Diverse Schools and Programs for Diverse Students

A partnership with New Schools for New Orleans will support the launch of **specialized schools and programs** that will serve special populations, including students with low-incidence disabilities.

The **Greater New Orleans Regional Jump Start Team** will ensure that all students have access to the training and experiences necessary to prepare them for high-wage, high-growth careers.

A **therapeutic day program** will serve students with severe mental health needs through intensive counseling and medical interventions.

The **New Orleans Early Education Network**, the early care and education network pilot for Orleans Parish, is working to dramatically improve access to high-quality early childhood education.

¹Based on Feb. 1, 2014 enrollment data

Preservation of Facilities Infrastructure

The **School Facilities Master Plan** is being completed to ensure that every student in Orleans Parish has access to a new, renovated, or refurbished school facility.

The **school facility preservation program**, created by Act 543, will be implemented in partnership with Orleans Parish School Board to ensure the financial sustainability and preservation of school facilities in Orleans Parish.



In July 2014, the RSD opened the doors of the newly constructed Phillis Wheatley Elementary School to the students of Firstline’s John Dibert Community School. An innovative partnership between the public and private sectors provided the funding for this project to leverage existing FEMA dollars to earn a New Market Tax Credit allocation to help support education in the Treme neighborhood.

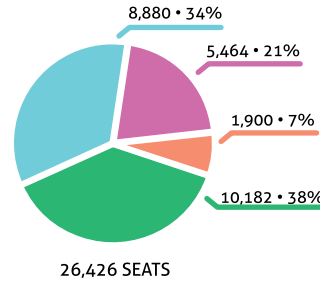
The RSD used a collaborative community process that included the MICAH Project, Providence Community Housing, and the St. Peter Claver church community to select Dibert to occupy the Wheatley facility and work to educate the children of Treme.

The RSD plans to open the doors to roughly 5,500 students at six new or fully renovated schools in the upcoming year.

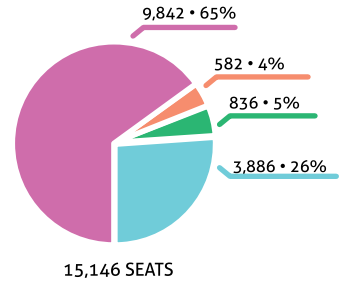
- » Fisk-Howard
- » McDonogh 42
- » Dunbar
- » Livingston
- » Drew
- » Bradley

RSD PROGRESS IN COMPLETING THE SCHOOL FACILITY MASTER PLAN

NEW RENOVATIONS



REFURBISHMENTS



● Construction ● Completed ● Planning ● Design

With over 80 Disadvantaged Business Enterprises (DBEs) on 41 School Facility Master Plan contracts, the RSD continues to report significant progress in increasing DBE participation. Over the last 14 months, the RSD has raised its DBE participation rate by 15%, for a total DBE participation rate of 24.6% for all School Facility Master Plan contracts since July 2012.

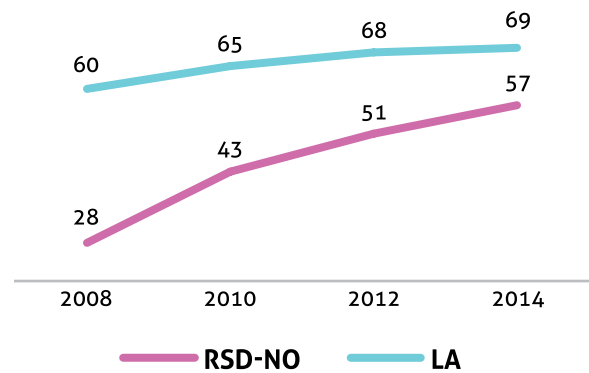


New Orleans Results

In 2014, 94% of RSD students in New Orleans are eligible for free or reduced price lunch, and 12% are classified as having a disability. These students continue to make dramatic progress each year.

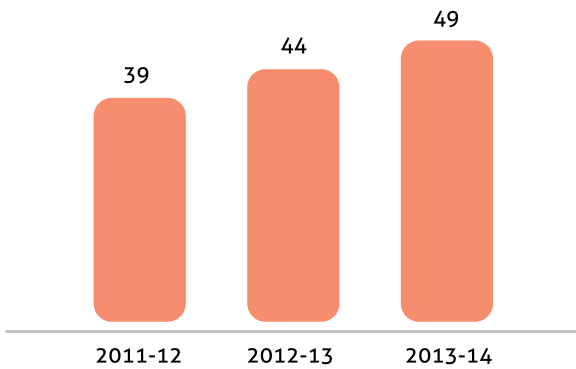


RSD SCHOOLS OUTPACE THE STATE % of Students at Basic & Above



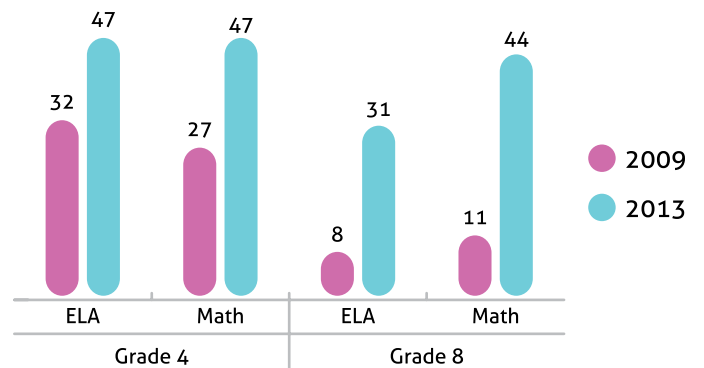
MORE STUDENTS PREPARED FOR COLLEGE & CAREER

% of RSD 12th Graders Scoring 18+ on ACT



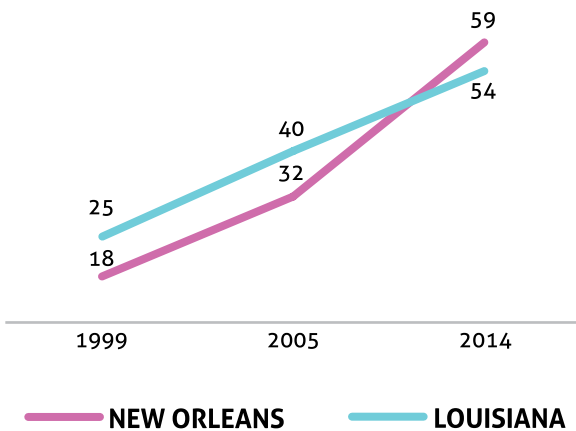
IMPROVED OUTCOMES FOR STUDENTS WITH DISABILITIES

% of Students at Basic & Above



AFRICAN AMERICAN STUDENTS CLOSING THE GAP

% of Students at Basic & Above



In Baton Rouge, the RSD comprises six autonomous charter schools. In Shreveport, the RSD oversees one charter school.

In Baton Rouge and statewide, the RSD fulfills its mission by supporting successful charter school launches, conducting thoughtful engagement with local stakeholders, and partnering with local school boards to implement school turnaround strategies.

Five new RSD Baton Rouge Achievement Zone charter schools successfully launched this summer:

Friendship Capitol High School

Baton Rouge University Prep Elementary

Celerity Crestworth Charter School

Celerity Dalton Charter School

Celerity Lanier Charter School

The RSD and the Department of Education monitor each school's ongoing performance according to the Louisiana Charter School Performance Compact.



The RSD, New Schools for Baton Rouge, the Louisiana Association of Public Charter Schools, and other key groups are partnering to support these schools during their opening year.



The RSD is working to identify high-quality charter school organizations to transform Istrouma High School and Prescott Middle School.

The RSD also monitors school district-led strategies to improve academic performance in chronically underperforming schools in Caddo, St. Helena, and Pointe Coupee parishes.

Autonomy in Governance

This year, 38 RSD charter schools have met the BESE academic performance requirements to be able to have their charter boards choose whether to remain under the governance of the RSD or transfer to the local school boards.

Akili Academy of New Orleans
Arise Academy
Arthur Ashe Charter School
Capitol High School
Cohen College Prep
Dr. Martin Luther King, Jr. Charter School
Dwight D. Eisenhower Elementary School
E. P. Harney Spirit of Excellence Academy
Esperanza Charter School
Fannie C. Williams Charter School

Gentilly Terrace Elementary School
Harriet Tubman Charter School
James M. Singleton Charter School
John Dibert Community School
Kenilworth Sci. & Tech. Charter School
KIPP Believe College Prep (Phillips)
KIPP Central City Academy
KIPP Central City Primary
KIPP McDonogh 15
Lafayette Academy

Lagniappe Academy of New Orleans
Lake Area New Tech Early College H.S.
Langston Hughes Academy
Landry-Walker College & Career Prep. H.S.
Martin Behrman Elementary School
Mary D. Coghill Charter School
McDonogh #32 Elementary School
McDonogh City Park Academy
Morris Jeff Community School
Nelson Elementary School

ReNEW Cultural Arts Academy
ReNEW Dolores T. Aaron Elementary
ReNEW SciTech Academy
Samuel J. Green Charter School
Sci Academy
Sophie B. Wright Learning Academy
Success Preparatory Academy
William J. Fischer Elementary School

RECOVERY
School District
Excellence. Equity. Community.

Appendix

Site Code	School	Type	Operator/CMO	Former School District	Current Grades	Enrollment*	% Minority*	% F/R Lunch*	Year School Transferred to the RSD	# of years under RSD at the conclusion of current school year	Historical School Performance Scores/Years Open under Current Operator										2013-2014 SPS	2013-2014 Letter Grade	2013-2014 Top Gains Schools	Eligible to Choose To Return to former LEA?
											2004-2005	2005-2006	2006-2007	2007-2008	2008-2009	2009-2010	2010-2011	2011-2012	2012-2013 (old SPS scale)	2012-2013 (new SPS scale)				
381001	Akili Academy of New Orleans	Charter	Crescent City Schools	Orleans	K-6th	482	93%	>95%	2006-2007	9				N/A	N/A	106.6	96.2	85.5	71.6	80	C		Eligible	
395007	Algiers Technology Academy	Charter	Algiers Charter Schools Association, Inc.	Orleans	9th-12th	234	90%	92%	2006-2007	9			N/A	49.9	55	76.1	85.5	81.7	52.1	51.7	D			
388001	Andrew H. Wilson Charter School	Charter	Broadmoor Charter School Board, Inc.	Orleans	PK-8th	652	>95%	>95%	2006-2007	9			N/A	62.3	59	70.3	77.9	77.3	63.3	49.1	F			
373001	Arise Academy	Charter	ARISE Academy	Orleans	K - 6th	484	>95%	>95%	2006-2007	9					N/A	67.1	78.6	76.8	72.5	58.3	D		Eligible	
399002	Arthur Ashe Charter School	Charter	FirstLine Schools, Inc.	Orleans	K-8th	583	91%	>95%	2006-2007	9			N/A	67.2	83.8	82	82	99.3	90.2	81.2	C		Eligible	
3AQ001	Baton Rouge University Preparatory Elementary	Charter	Baton Rouge University Preparatory School, Inc.	East Baton Rouge	K	N/A	N/A	N/A	2008-2009	7										N/A	N/A	N/A		
389001	Capitol High School	Charter	Friendship Louisiana, Inc.	East Baton Rouge	9-12	N/A	N/A	N/A	2008-2009	7										N/A	N/A	N/A	Eligible**	
3AP002	Celerity Crestworth Charter School	Charter	Celerity Schools Louisiana	East Baton Rouge	K-2, 6-8	N/A	N/A	N/A	2009-2010	6										N/A	N/A	N/A		
3AP003	Celerity Dalton Charter School	Charter	Celerity Schools Louisiana	East Baton Rouge	PK-5th	N/A	N/A	N/A	2009-2010	6										N/A	N/A	N/A		
3AP001	Celerity Lanier Charter School	Charter	Celerity Schools Louisiana	East Baton Rouge	PK-5	N/A	N/A	N/A	2009-2010	6										N/A	N/A	N/A		
385002	Cohen College Prep	Charter	New Orleans College Preparatory Academies	Orleans	6th-12th	493	>95%	>95%	2006-2007	9								83.5	63.5	72.9	C		Eligible	
361001	Crescent Leadership Academy	Charter-Alternative	Crescent Leadership Academy	Orleans	7th-12th	234	63%	63%	2006-2007	9								35.9	25.2	14.4	T			

Site Code	School	Type	Operator/CMO	Former School District	Current Grades	Enrollment*	% Minority*	% F/R Lunch*	Year School Transferred to the RSD	# of years under RSD at the conclusion of current school year	Historical School Performance Scores/Years Open under Current Operator										2013-2014 SPS	2013-2014 Letter Grade	2013-2014 Top Gains Schools	Eligible to Choose To Return to former LEA?
											2004-2005	2005-2006	2006-2007	2007-2008	2008-2009	2009-2010	2010-2011	2011-2012	2012-2013 (old SPS scale)	2012-2013 (new SPS scale)				
391001	Dr. Martin Luther King, Jr. Charter School for Science and Technology	Charter	The Friends of King School	Orleans	PK-12th	813	84%	85%	2006-2007	9			N/A	89.3	91.4	90.1	94.2	98.5	101.7	78.1	85.5	B		Eligible
395002	Dwight D. Eisenhower Elementary School	Charter	Algiers Charter Schools Association, Inc.	Orleans	PK-8th	796	89%	93%	2006-2007	9			N/A	66.7	70.5	80	85.4	81.7	82.5	79.8	67.7	D		Eligible
367001	Edgar P. Harney Spirit of Excellence Academy	Charter	Spirit of Excellence Academy, Inc.	Orleans	K-8th	371	>95%	>95%	2006-2007	9							66.7	71.2	76.4	64.1	75.9	C	Yes	Eligible
393002	Esperanza Charter School	Charter	Choice Foundation	Orleans	K-8th	484	93%	>95%	2006-2007	9						62.1	68	81.4	75.3	85.6	B	Yes	Eligible	
364001	Fannie C. Williams Charter School	Charter	Community Leaders Advocating Student Success	Orleans	PK-8th	576	>95%	>95%	2006-2007	9								75.2	85.7	75.7	64.8	D		Eligible
300004	Gentilly Terrace Elementary School	Charter	New Beginnings Schools Foundation	Orleans	PK-8th	467	86%	91%	2006-2007	9						65.3	74.9	85.6	74.2	67.3	D		Eligible	
382002	George Washington Carver Collegiate Academy	Charter	Collegiate Academies	Orleans	9th-11th	202	91%	91%	2012-2013	9									N/A	N/A	70.6	C	N/A	
382003	George Washington Carver Preparatory Academy	Charter	Collegiate Academies	Orleans	9th-11th	186	90%	91%	2012-2013	9									N/A	N/A	80.6	C	N/A	
363001	Harriet Tubman Charter School	Charter	Crescent City Schools	Orleans	K-8th	521	>95%	>95%	2006-2007	9								66.6	82	72.7	63	D		Eligible
390001	James M. Singleton Charter School	Charter	Dryades YMCA	Orleans	PK-8th	549	>95%	>95%	2006-2007	9			N/A	55.2	58.8	70.1	73.3	73.6	83.4	56.9	80.8	C	Yes	Eligible
399004	John Dibert Community School	Charter	FirstLine Schools, Inc.	Orleans	PK-8th	516	90%	>95%	2006-2007	9							64.7	73.8	92	87.8	82.1	C		Eligible
391002	Joseph A. Craig Elementary School	Charter	The Friends of King School	Orleans	PK-8th	406	>95%	>95%	2006-2007	9									61.1	49.9	39.8	T		
399003	Joseph S. Clark Preparatory High School	Charter	FirstLine Schools, Inc.	Orleans	9th-12th	379	91%	93%	2006-2007	9								55.8	86	57.7	45.4	F		
389002	Kenilworth Science and Technology Charter School	Charter	Pelican Educational Foundation, Inc.	East Baton Rouge	6th-8th	530	>95%	94%	2009-2010	6					N/A	67.5	71.9	84.6	75.2	65.7	D		Eligible	

Site Code	School	Type	Operator/CMO	Former School District	Current Grades	Enrollment*	% Minority*	% F/R Lunch*	Year School Transferred to the RSD	# of years under RSD at the conclusion of current school year	Historical School Performance Scores/Years Open under Current Operator										2013-2014 SPS	2013-2014 Letter Grade	2013-2014 Top Gains Schools	Eligible to Choose To Return to former LEA?
											2004-2005	2005-2006	2006-2007	2007-2008	2008-2009	2009-2010	2010-2011	2011-2012	2012-2013 (old SPS scale)	2012-2013 (new SPS scale)				
398001	KIPP Believe College Prep (Phillips)	Charter	KIPP New Orleans, Inc.	Orleans	K-8th	714	87%	94%	2005-2006	10		N/A	N/A	98.6	97.2	106.5	111.8	112.9	99.9	78.1	83.5	C		Eligible
398003	KIPP Central City Academy	Charter	KIPP New Orleans, Inc.	Orleans	5th-8th	430	94%	>95%	2006-2007	9				N/A	75.8	85.2	107.5	106.4	108	96.9	95.2	B		Eligible
398004	KIPP Central City Primary	Charter	KIPP New Orleans, Inc..	Orleans	K-4th	524	>95%	>95%	2006-2007	9					114.6	120.6	105.6	88.5	91.9	75.2	78	C		Eligible
398007	KIPP East Community Primary	Charter	KIPP New Orleans, Inc..	Orleans	K	N/A	N/A	N/A	2006-2007	9											N/A	N/A	N/A	
398002	KIPP McDonogh 15 School for the Creative Arts	Charter	KIPP New Orleans, Inc.	Orleans	K-8th	878	90%	94%	2006-2007	9			N/A	94.6	88.9	87.7	91.7	91.5	102.3	89.9	85.7	B		Eligible
398006	KIPP New Orleans Leadership Academy	Charter	KIPP New Orleans, Inc.	Orleans	K-3rd, 5th-8th	770	94%	>95%	2006-2007	9							74.9	75.8	78.9	70.7	49.9	D		
398005	KIPP Renaissance High School	Charter	KIPP New Orleans, Inc.	Orleans	9th-12th	418	88%	94%	2006-2007	9							N/A	85.3	94.6	50.1	61	D		
393001	Lafayette Academy	Charter	Choice Foundation	Orleans	PK - 8th	920	94%	>95%	2006-2007	9			N/A	58.8	63.9	77.3	88.5	93.4	83.7	79.7	81.7	C		Eligible
366001	Lagniappe Academy of New Orleans	Charter	Lagniappe Academies of New Orleans, Inc.	Orleans	K-4th	164	>95%	>95%	2006-2007	9							57.4	58.6	95.3	85	82.3	C		Eligible
300003	Lake Area New Tech Early College High School	Charter	New Beginnings Schools Foundation	Orleans	9th -12th	660	80%	82%	2006-2007	9						N/A	70.1	97.9	102.1	74.1	64.5	D		Eligible
399005	Langston Hughes Academy Charter School	Charter	FirstLine Schools, Inc.	Orleans	PK-8th	817	>95%	>95%	2006-2007	9									87	81.3	77.6	C		Eligible
385003	Lawrence D. Crocker College Prep	Charter	New Orleans College Preparatory Academies	Orleans	PK-5th	314	94%	>95%	2013-2014	9											66.1	T	N/A	
371001	Linwood Public Charter School	Charter	Shreveport Charter School, Inc.	Caddo	6th-8th	508	>95%	95%	2009-2010	6						N/A	50.6	58.7	59.3	50.9	50.2	D		
395005	Lord Beaconsfield Landry - Oliver Perry Walker College and Career Preparatory High School	Charter	Algiers Charter Schools Association, Inc.	Orleans	9th-12th	1172	90%	91%	2006-2007	9			N/A	48.8	56.3	68.4	95.5	108.9	108.9	85.7	89.7	B		Eligible

Site Code	School	Type	Operator/CMO	Former School District	Current Grades	Enrollment*	% Minority*	% F/R Lunch*	Year School Transferred to the RSD	# of years under RSD at the conclusion of current school year	Historical School Performance Scores/Years Open under Current Operator										2013-2014 SPS	2013-2014 Letter Grade	2013-2014 Top Gains Schools	Eligible to Choose To Return to former LEA?
											2004-2005	2005-2006	2006-2007	2007-2008	2008-2009	2009-2010	2010-2011	2011-2012	2012-2013 (old SPS scale)	2012-2013 (new SPS scale)				
395001	Martin Behrman Elementary School	Charter	Algiers Charter Schools Association, Inc.	Orleans	PK-8th	707	92%	>95%	2006-2007	9			N/A	92.8	95.3	99.3	108.1	107.1	112.3	92.1	93.3	B		Eligible
3A5001	Mary D. Coghill Charter School	Charter	Better Choice Foundation	Orleans	K-8th	607	>95%	>95%	2013-2014	9											69.7	C	N/A	Eligible**
395004	McDonogh #32 Elementary School	Charter	Algiers Charter Schools Association, Inc.	Orleans	PK-8th	603	>95%	>95%	2006-2007	9			N/A	41.9	55.4	60	62.3	63.3	77.6	70.9	64.4	D		Eligible
393003	McDonogh 42 Charter School	Charter	Choice Foundation	Orleans	PK-8th	475	>95%	>95%	2006-2007	9									54.8	39.4	58.3	T	Yes	
392001	McDonogh City Park Academy	Charter	New Orleans Charter Schools Foundation	Orleans	K-8th	449	>95%	>95%	2006-2007	9			N/A	48.6	56.6	70.5	71.9	67.8	87.3	77.6	66.4	D		Eligible
373002	Mildred Osborne Charter School	Charter	ARISE Academy	Orleans	K-6th	410	94%	>95%	2013-2014	9											52.9	D	N/A	
384001	Miller-McCoy Academy for Mathematics and Business	Charter	Miller-McCoy Academy for Math and Business	Orleans	5th-12th	326	85%	89%	2006-2007	9				67.5	69.5	71.2	71	67	60.1	49.7	49.7	F		
368001	Morris Jeff Community School	Charter	Morris Jeff Community School	Orleans	PK-5th	401	49%	59%	2006-2007	9							N/A	84.6	101.3	84.3	83.5	C		Eligible
300002	Nelson Elementary School	Charter	New Beginnings Schools Foundation	Orleans	PK-8th	532	94%	>95%	2005-2006	10		N/A	N/A	65.5	63.7	65.2	69.8	79.9	95	79.5	67.3	D		Eligible
363002	Paul B. Habans Charter School	Charter	Crescent City Schools	Orleans	PK-6th	428	>95%	>95%	2013-2014	9											42	F	N/A	
300001	Pierre A. Capdau Learning Academy	Charter	New Beginnings Schools Foundation	Orleans	K-8th	376	91%	92%	2004-2005	11	N/A	N/A	N/A	62.6	66.4	71.2	70.7	75.8	73.6	48.8	89.9	B	Yes	
369004	Renew Accelerated High School #1	Charter-Alternative	ReNEW -Reinventing Education	Orleans	9th - 12th	175	78%	79%	2006-2007	9								27.3	21.5	5.4	16.4	F		
369005	Renew Accelerated High School #2	Charter-Alternative	ReNEW -Reinventing Education	Orleans	9th - 12th	177	79%	79%	2006-2007	9								33.5	17.2	2	21.9	F		
369001	ReNEW Cultural Arts Academy at Live Oak	Charter	ReNEW -Reinventing Education	Orleans	PK-8th	617	>95%	>95%	2006-2007	9						60.8	63.3	60.8	60.1	55	55	D		Eligible

Site Code	School	Type	Operator/CMO	Former School District	Current Grades	Enrollment*	% Minority*	% F/R Lunch*	Year School Transferred to the RSD	# of years under RSD at the conclusion of current school year	Historical School Performance Scores/Years Open under Current Operator										2013-2014 SPS	2013-2014 Letter Grade	2013-2014 Top Gains Schools	Eligible to Choose To Return to former LEA?
											2004-2005	2005-2006	2006-2007	2007-2008	2008-2009	2009-2010	2010-2011	2011-2012	2012-2013 (old SPS scale)	2012-2013 (new SPS scale)				
369003	ReNEW Dolores T. Aaron Elementary	Charter	ReNEW -Reinventing Education	Orleans	PK-8th	776	>95%	>95%	2006-2007	9							68.9	73.5	64.4	62.5	D		Eligible	
369006	ReNEW Schaumburg Elementary	Charter	ReNEW -Reinventing Education	Orleans	PK-8th	825	94%	>95%	2013-2014	9										55.7	T	N/A		
369002	ReNEW SciTech Academy	Charter	ReNEW -Reinventing Education	Orleans	PK-8th	750	>95%	>95%	2006-2007	9						60.6	67	72.4	75	81.6	C		Eligible	
399001	Samuel J. Green Charter School	Charter	FirstLine Schools, Inc.	Orleans	K-8th	482	90%	>95%	2005-2006	10		N/A	N/A	61.6	66.5	73.6	78.1	81	87.4	78.4	74	C		Eligible
382001	Sci Academy	Charter	Collegiate Academies	Orleans	9th-12th	433	89%	91%	2006-2007	9				73.6	89.2	96.4	111.8	128.9	88.6	79.8	C		Eligible	
397001	Sophie B. Wright Learning Academy	Charter	Institute for Academic Excellence	Orleans	6th-12th	447	91%	>95%	2005-2006	10		N/A	N/A	74.3	79.5	83	86.2	78.9	100.6	88.5	73.9	C		Eligible
374001	Success Preparatory Academy	Charter	Success Preparatory Academy	Orleans	K- 7th	467	91%	93%	2006-2007	9					N/A	54.2	65.6	86.3	79.8	74.7	C		Eligible	
385001	Sylvanie Williams College Prep	Charter	New Orleans College Preparatory Academies	Orleans	PK-5th	344	>95%	>95%	2006-2007	9			N/A	67.1	73.4	67.9	81.9	83.7	72.4	52.8	D			
360001	The NET Charter High School	Charter-Alternative	Educators for Quality Alternatives, Inc.	Orleans	9th-12th	145	91%	92%	2006-2007	9								40.2	9.1	22.2	F	Yes		
395003	William J. Fischer Elementary School	Charter	Algiers Charter Schools Association, Inc.	Orleans	PK-8th	647	>95%	>95%	2006-2007	9			N/A	62.1	61	62.9	72.9	72.3	80	76	56.8	D		Eligible

*Enrollment numbers are based on the February 1, 2014 statewide enrollment count.

**Capitol High School and Mary D. Coghill Charter School are eligible to choose to return based partially or fully on School Performance Scores earned under different operators. To view these scores, see attached sheet, "Changed Operators."

Changed Operators

Each of the site codes below were closed at the conclusion of the 2012-2013 or 2013-2014 school year due to a change in operator. The site codes and School Performance Scores are in no way related to the accountability of the new RSD Operators listed or with schools with similar names on the previous page of the report.

Site codes closed at the conclusion of the 2012-2013 school year									
Site Code	2012-13 School Name	2012-13 Type	2012-13 Operator/CMO	2008-09 SPS	2009-10 SPS	2010-11 SPS	2011-12 SPS	2012-13 SPS (new scale)	2013-14 RSD Operator
379001	Crocker Arts and Technology School	Charter	Advocacy for the Arts & Tech in New Orleans, Inc.	N/A	67.2	65.2	64.8	41	New Orleans College Preparatory Academies
396034	H.C. Schaumburg Elementary School	Direct	Recovery School District	61.7	70.6	69.8	71.8	45.1	ReNEW -Reinventing Education
396031	L. B. Landry High School	Direct	Recovery School District	N/A	N/A	46.7	60	30.8	Algiers Charter Schools Association, Inc.
396037	Mary D. Coghill Elementary School	Direct	Recovery School District	53.3	65.5	75	79.5	70.2	Better Choice Foundation
396009	Paul B. Habans Elementary School	Direct	Recovery School District	59.2	62.4	62.1	77.9	88.2	Crescent City Schools
376001	Pride College Preparatory Academy	Charter	Pride College Preparatory Academy	N/A	N/A	64.4	62.4	60.9	ARISE Academy

Site codes closed at the conclusion of the 2013-2014 school year										
Site Code	2013-14 School Name	2013-14 Type	2013-14 Operator/CMO	2008-09 SPS	2009-10 SPS	2010-11 SPS	2011-12 SPS	2012-13 SPS (new scale)	2013-14 SPS	2014-15 RSD Operator
396202	Capitol High School	Direct	Recovery School District	N/A	N/A	N/A	59	61.9	57.5	Friendship Louisiana, Inc.
396210	Crestworth Middle School	Direct	Recovery School District	N/A	N/A	N/A	N/A	33.4	34.3	Celerity Schools Louisiana
396208	Dalton Elementary School	Direct	Recovery School District	N/A	N/A	N/A	N/A	44.6	51.9	Celerity Schools Louisiana
396205	Glen Oaks Middle School	Direct	Recovery School District	N/A	N/A	N/A	N/A	50.6	49.3	Baton Rouge University Preparatory School, Inc.
396209	Lanier Elementary School	Direct	Recovery School District	N/A	N/A	N/A	N/A	27.8	32.0	Celerity Schools Louisiana

RECOVERY
School District
Excellence. Equity. Community.