


U.S. Census Bureau  
Atlanta Region

Mr. George Grandy, Jr.  
Regional Director

May 16, 2020

# LOUISIANA


## 2020 Census Self-Response Weekly Highlights



All six Historically Black Colleges and Universities in Louisiana came together for the Urban League's HBCU Census Challenge Tele-Town Hall. Each of the university presidents shared how the 2020 Census impacts their campuses, communities and partners. Fair Count, Stacey Abrams' nonprofit Census effort, provided data on how a predicted undercount of African Americans would impact the state of Louisiana.



The Urban League's HBCU student interns provided critical information on why the 2020 Census is important, especially to students and shared a call to action for HBCUs to continue to encourage students and the campus community to post a video or picture on social media of them completing their census and tag **#ULLA\_VOICE** and their campus: **#XULACensusChallenge**, **#DUCensusChallenge**, **#SUNOCensusChallenge**, **#SUBRCensusChallenge**, **#SUSLACensusChallenge**, **#GSUCensusChallenge**



The Louisiana Hispanic Complete Count Committee (Hispanic CCC) is spearheaded by the Hispanic Chamber of Commerce of Louisiana (HCCL). Since March they have been promoting engagement through weekly emails, social media posts, community leader engagement and participating in specific campaigns such as Latino Census Week, Digital Census Weekend and the Census Video contest. In addition, the HCCL's Chair focused on the Census on their monthly radio show on KGLA Radio and two other weekly participations in VIVA NOLA television interviews and an interview with Jambalaya News Radio. There have been other interviews with regional Census spokespersons on TELEMUNDO 42 New Orleans, and Jambalaya News.



Pastor Tyrone Edwards of Zion Travelers Baptist Church in Braithwaite is organizing neighboring churches to promote participation in the 2020 Census message. Fellow churches were able to pick up Census promotional items and fliers at his church to disseminate at their churches and to their congregation. As Louisiana begins to open back up and churches are beginning to have small events outside, the pastors can reach out to the people in their congregations and encourage them to be counted in the 2020 Census.

Louisiana  
Self-Response

53.9%

National  
Self-Response

59.5%

# STATE OF LOUISIANA RANKING BY PARISH

## Self-Response Rate as of 5.16.2020

1 St. Charles, Louisiana	63.1%	23 Webster, Louisiana	53.2%	45 St. James, Louisiana	45.1%
2 St. Tammany, Louisiana	62.3%	24 Rapides, Louisiana	53.1%	46 Avoyelles, Louisiana	45.0%
3 Jefferson, Louisiana	60.2%	25 St. Martin, Louisiana	52.4%	47 East Feliciana, Louisiana	44.9%
4 Ascension, Louisiana	59.8%	26 Lincoln, Louisiana	51.9%	48 Concordia, Louisiana	44.7%
5 Lafourche, Louisiana	59.4%	27 Orleans, Louisiana	51.5%	49 Natchitoches, Louisiana	44.2%
6 Lafayette, Louisiana	59.1%	27 Franklin, Louisiana	51.5%	50 Bienville, Louisiana	43.0%
7 Caddo, Louisiana	57.9%	29 East Carroll, Louisiana	50.4%	51 St. Helena, Louisiana	42.4%
8 East Baton Rouge, Louisiana..	57.4%	30 Terrebonne, Louisiana	49.9%	52 Winn, Louisiana	41.3%
9 Bossier, Louisiana	57.0%	31 Tangipahoa, Louisiana	49.3%	53 Pointe Coupee, Louisiana	40.0%
10 St. Bernard, Louisiana	56.4%	31 De Soto, Louisiana	49.3%	54 Vernon, Louisiana	39.3%
11 West Baton Rouge, Louisi..	56.0%	33 Union, Louisiana	48.9%	55 Cameron, Louisiana	39.2%
12 Vermilion, Louisiana	55.9%	34 Evangeline, Louisiana	48.8%	56 Red River, Louisiana	37.7%
13 St. John the Baptist, Louisi..	55.5%	35 Iberville, Louisiana	48.7%	57 Allen, Louisiana	37.1%
14 Calcasieu, Louisiana	55.4%	36 Plaquemines, Louisiana	48.2%	58 Catahoula, Louisiana	37.0%
15 Iberia, Louisiana	55.1%	37 Jackson, Louisiana	48.1%	59 Washington, Louisiana	36.9%
16 Ouachita, Louisiana	54.7%	38 St. Landry, Louisiana	48.0%	60 Caldwell, Louisiana	36.1%
17 Richland, Louisiana	54.3%	39 Madison, Louisiana	47.8%	61 West Feliciana, Louisiana	35.5%
18 Livingston, Louisiana	54.0%	39 Claiborne, Louisiana	47.8%	62 Sabine, Louisiana	33.4%
19 Jefferson Davis, Louisiana	53.8%	41 West Carroll, Louisiana	47.4%	63 LaSalle, Louisiana	32.9%
20 Beauregard, Louisiana	53.7%	42 St. Mary, Louisiana	46.8%	64 Tensas, Louisiana	21.0%
21 Acadia, Louisiana	53.5%	43 Grant, Louisiana	46.5%		
22 Morehouse, Louisiana	53.4%	44 Assumption, Louisiana	45.6%		

Please respond online or by phone:

[MY2020CENSUS.GOV](https://my2020census.gov)

1.844.330.2020

# SELF-RESPONSE RATES FOR CONGRESSIONAL DISTRICTS

## STATE OF LOUISIANA



**Steve Scalise**  
District 1  
58.3%



**Cedric Richmond**  
District 2  
52.9%



**Clay Higgins**  
District 3  
55.3%



**Mike Johnson**  
District 4  
51.5%

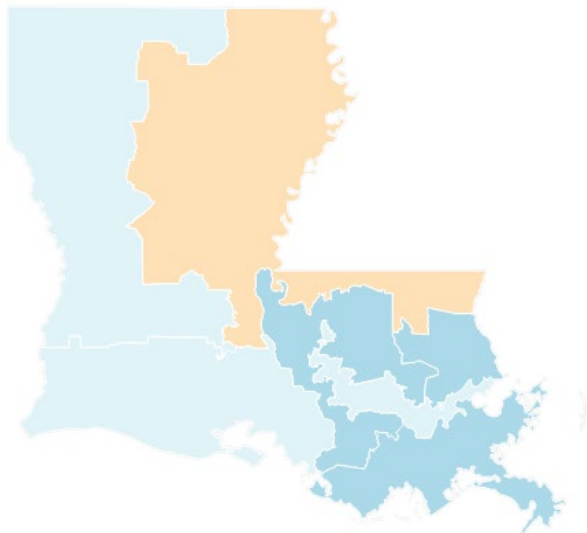


**Ralph Abraham**  
District 5  
48.0%

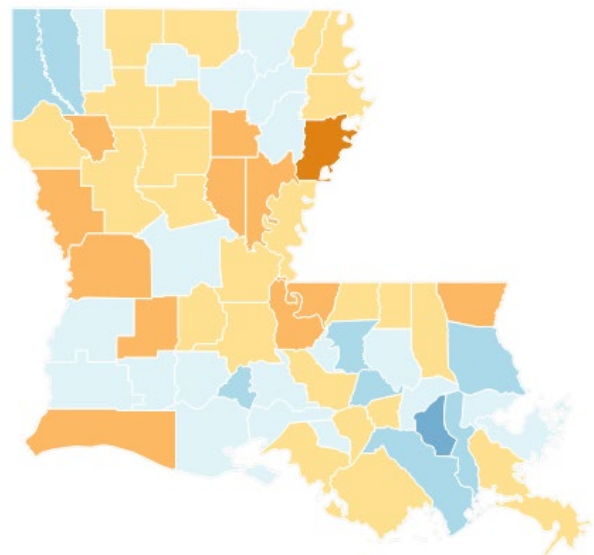


**Garret Graves**  
District 6  
57.0%

Congressional



County



Please respond online or by phone:  
**MY2020CENSUS.GOV**  
**1.844.330.2020**