

July 1, 2020

# LOUISIANA

## 2020 Census Self-Response Weekly Highlights

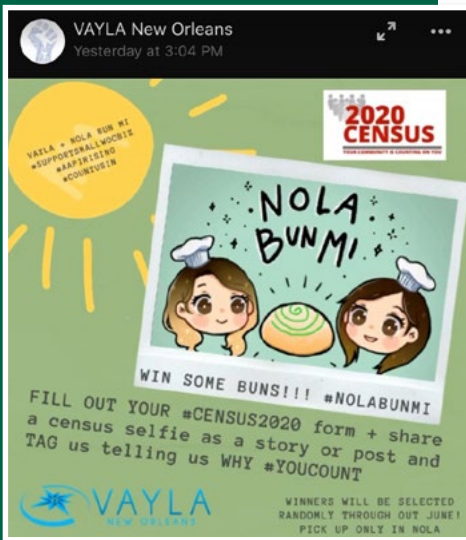


### The Census is for Young and Old Alike

The Get Up & Go, a group organized by Rod Webb, a Tensas Parish police juror, held a Juneteenth celebration in Tensas Parish on June 19. Community members gathered at Tensas High School and marched to the gazebo on the levee in downtown St. Joseph. The program included a song by Patsy Crayton, a poem shared by Tracey Parker, and speeches from Pastors Donald Scott, Roy Bowman and John McTear.



The highlight of the evening was Mr. W. T. Winston, who at the age of 98 is the oldest living resident of Tensas Parish. Mr. Winston was the first to walk up to the 2020 Census tent and complete his questionnaire on site. He was motivated to do so after hearing remarks from census partners such as Grand Master Dr. Ralph Slaughter, the leadership of the Most Worshipful Prince Hall Grand Lodge of Louisiana and its jurisdictions, who called those present to action and those watching online to not delay but “get their Census done today” and State Representative Travis Johnson who also emphasized to the community the importance of completing the 2020 Census.



They encouraged everyone to stop by the 2020 Census tent and respond to the census before leaving. Twenty households completed their 2020 Census while at the event and several area residents drove in with their paper forms to get assistance in filling out the census questionnaire.

### Fill Out the Census and Win Some Buns!

The Vietnamese American Young Leaders’ Association of New Orleans (VAYLA New Orleans) is an intersectional Asian American Pacific Islander non-profit organization focused on advocacy. The group recently sponsored a social media campaign to encourage its followers to complete the Census. After completing their Census, participants were encouraged to post selfies and tag the group explaining why the Census matters. Winners are picked randomly to receive buns from a local baker, NOLA Buns. VAYLA New Orleans also gives out mini grants to local organizations to use for 2020 Census community building activities and events in hard to count communities.

Louisiana  
Self-Response

# 55.8%

National  
Self-Response

# 61.9%

### NOLA Wants Residents to “Be in that Number”

The NOLA Office of Neighborhood Engagement’s Census Task Force started a social media campaign to educate residents on the importance of the 2020 Census and provide updates on the community’s progress. The group uses Facebook, Instagram, and direct email to both educate and encourage responses among all residents of New Orleans. The posts also highlight areas who are responding well.



# STATE OF LOUISIANA RANKING BY PARISH

## Self-Response Rate as of 7.1.2020

1 St. Charles, Louisiana	65.9%	23 Webster, Louisiana	55.3%	45 Grant, Louisiana	49.4%
2 St. Tammany, Louisiana	64.5%	24 Rapides, Louisiana	55.0%	46 East Feliciana, Louisiana	48.3%
3 Jefferson, Louisiana	62.1%	25 St. Martin, Louisiana	54.2%	47 Avoyelles, Louisiana	48.0%
4 Ascension, Louisiana	62.0%	26 Franklin, Louisiana	53.9%	48 Bienville, Louisiana	47.4%
5 Lafourche, Louisiana	61.1%	27 Orleans, Louisiana	53.5%	49 Natchitoches, Louisiana	46.8%
6 Lafayette, Louisiana	60.9%	27 Lincoln, Louisiana	53.5%	49 Concordia, Louisiana	46.8%
7 Caddo, Louisiana	59.5%	29 Evangeline, Louisiana	52.6%	51 Pointe Coupee, Louisiana	45.7%
8 East Baton Rouge, Louisiana..	59.1%	30 Iberville, Louisiana	52.4%	52 St. Helena, Louisiana	44.8%
9 Bossier, Louisiana	58.6%	31 East Carroll, Louisiana	52.2%	53 Winn, Louisiana	43.4%
10 West Baton Rouge, Louisi..	58.4%	32 St. Landry, Louisiana	51.9%	54 Allen, Louisiana	43.3%
11 St. Bernard, Louisiana	58.2%	33 De Soto, Louisiana	51.8%	55 Vernon, Louisiana	42.0%
12 St. John the Baptist, Louisi..	57.8%	34 Plaquemines, Louisiana	51.7%	56 Cameron, Louisiana	41.7%
13 Vermilion, Louisiana	57.7%	35 Tangipahoa, Louisiana	51.4%	57 Red River, Louisiana	41.6%
14 Iberia, Louisiana	57.3%	35 St. James, Louisiana	51.4%	58 West Feliciana, Louisiana	40.7%
15 Calcasieu, Louisiana	57.0%	37 Terrebonne, Louisiana	51.3%	58 Catahoula, Louisiana	40.7%
16 Acadia, Louisiana	56.4%	38 West Carroll, Louisiana	51.2%	60 Caldwell, Louisiana	40.4%
17 Ouachita, Louisiana	56.3%	39 St. Mary, Louisiana	50.9%	61 LaSalle, Louisiana	39.4%
18 Richland, Louisiana	56.2%	40 Union, Louisiana	50.8%	62 Washington, Louisiana	37.9%
18 Livingston, Louisiana	56.2%	41 Jackson, Louisiana	50.7%	63 Sabine, Louisiana	36.5%
18 Jefferson Davis, Louisiana	56.2%	42 Madison, Louisiana	50.0%	64 Tensas, Louisiana	27.7%
21 Beauregard, Louisiana	55.7%	43 Assumption, Louisiana	49.8%		
22 Morehouse, Louisiana	55.6%	44 Claiborne, Louisiana	49.5%		

Please respond online or by phone:

[MY2020CENSUS.GOV](https://my2020census.gov)

1.844.330.2020

# SELF-RESPONSE RATES FOR CONGRESSIONAL DISTRICTS

S T A T E O F L O U I S I A N A



**Steve Scalise**  
*District 1*  
60.4%



**Cedric Richmond**  
*District 2*  
55%



**Clay Higgins**  
*District 3*  
57.4%



**Mike Johnson**  
*District 4*  
53.8%

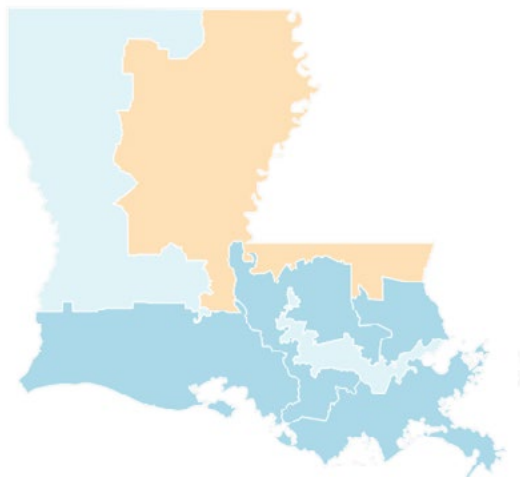


**Ralph Abraham**  
*District 5*  
50.3%

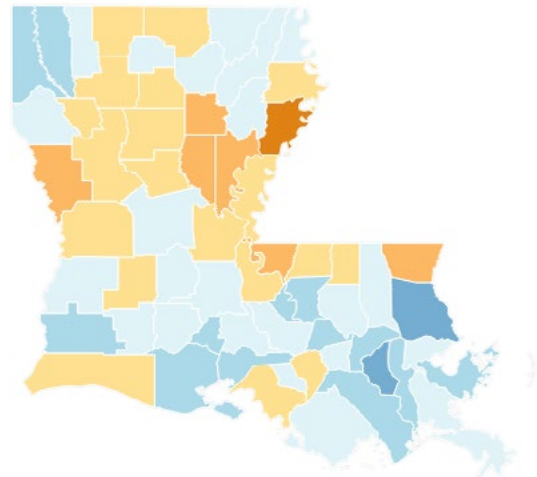


**Garret Graves**  
*District 6*  
59.2%

Congressional



County



Please respond online or by phone:  
**MY2020CENSUS.GOV**  
**1.844.330.2020**