


# Louisiana Believes

**This deck has been pulled down. Do not make any edits to it.**

Everyday in Louisiana, educators are committed to making sure that all students and schools have the opportunity to grow and thrive. By 2025, Louisiana's K-12 education system will:



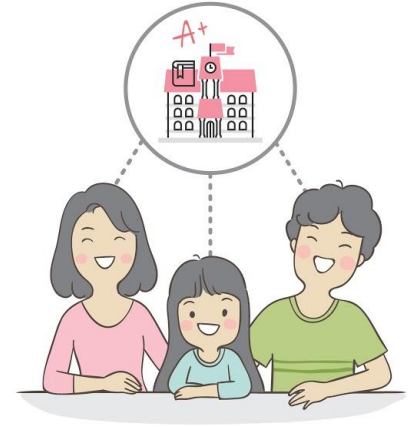
**ensure students are ready for the next level of study,**



**give all students access to the same opportunities as their peers across the country,**



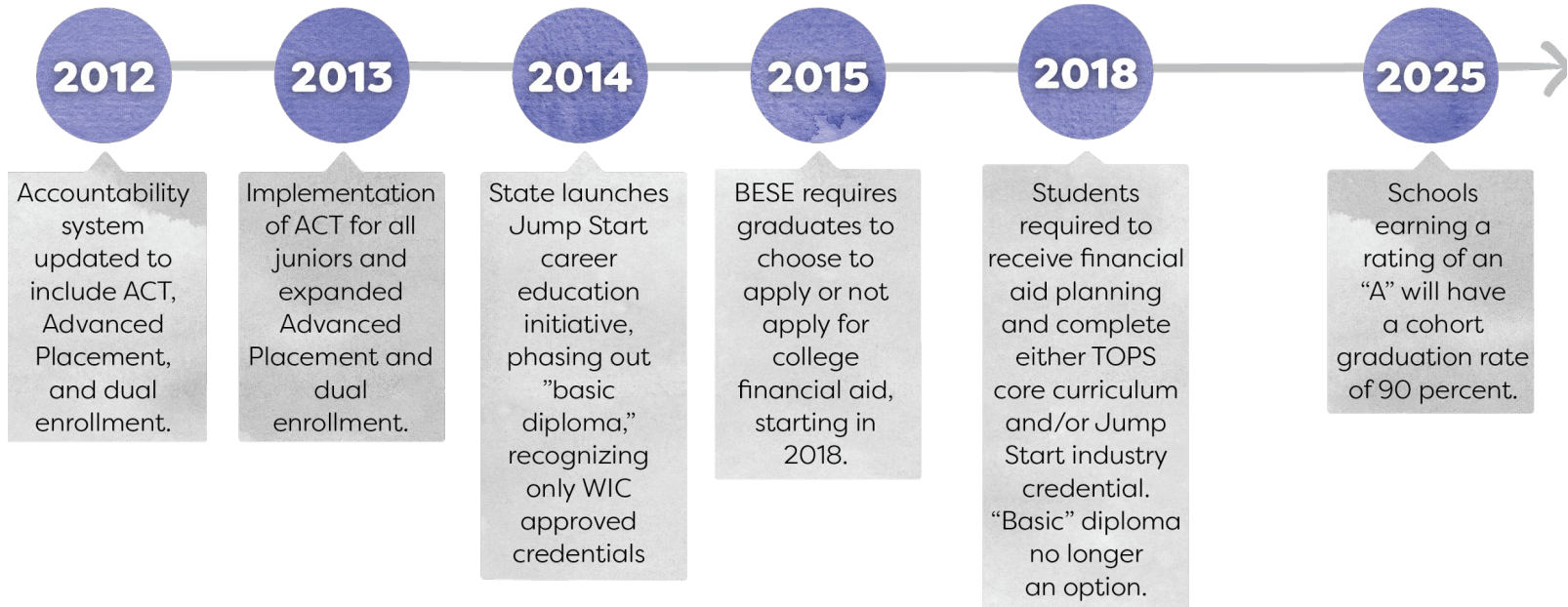
**require comprehensive support for struggling schools and groups of students, and**



**provide families and communities with an accurate picture of school, center, and system performance and quality.**

# Increasing Opportunities for Louisiana's Graduates

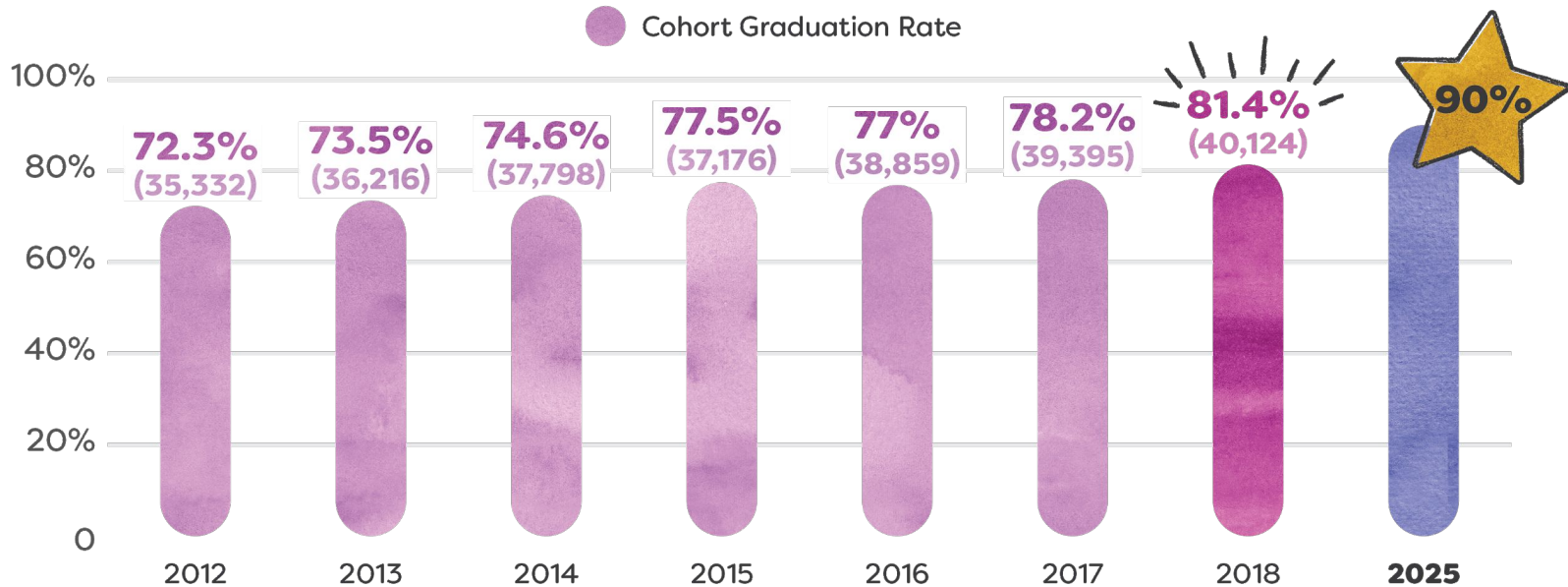
In recognition of these long-term goals, Louisiana launched a series of policies and programs in 2012 designed to increase college and career opportunities for high school graduates.





# Class of 2018: Cohort Graduation Rate Reaches All-Time high

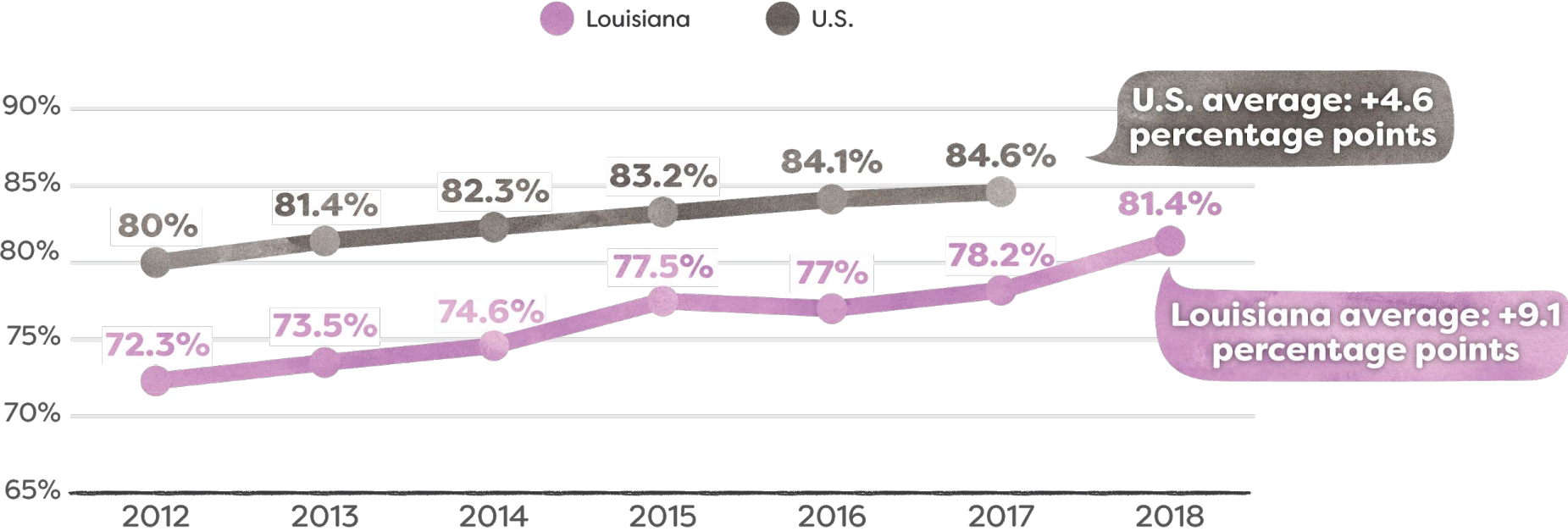
## LOUISIANA HIGH SCHOOL GRADUATES



**The number of graduates in the class of 2018 is nearly 5,000 greater than in the class of 2012.**

# Cohort Graduation Rate Growth: Outpacing the Nation

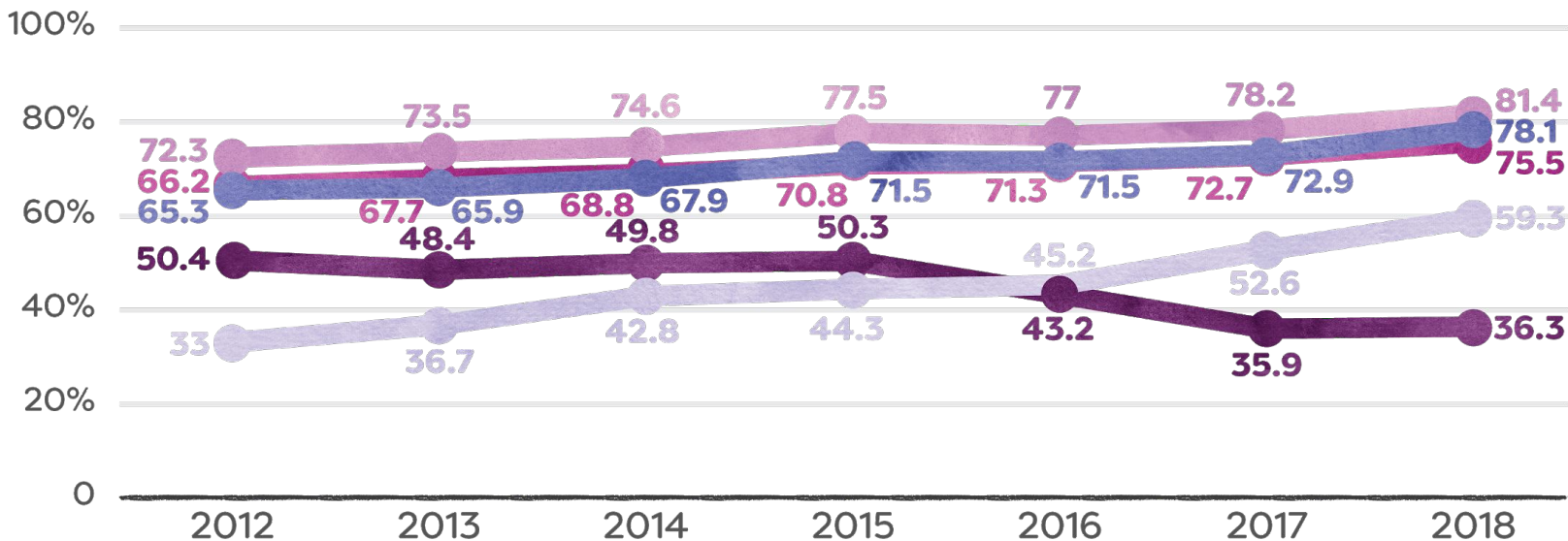
### LOUISIANA AND NATIONAL COHORT GRADUATION RATES, 2012-2018



# Cohort Graduation Rate: Growth Amongst Historically Disadvantaged Students

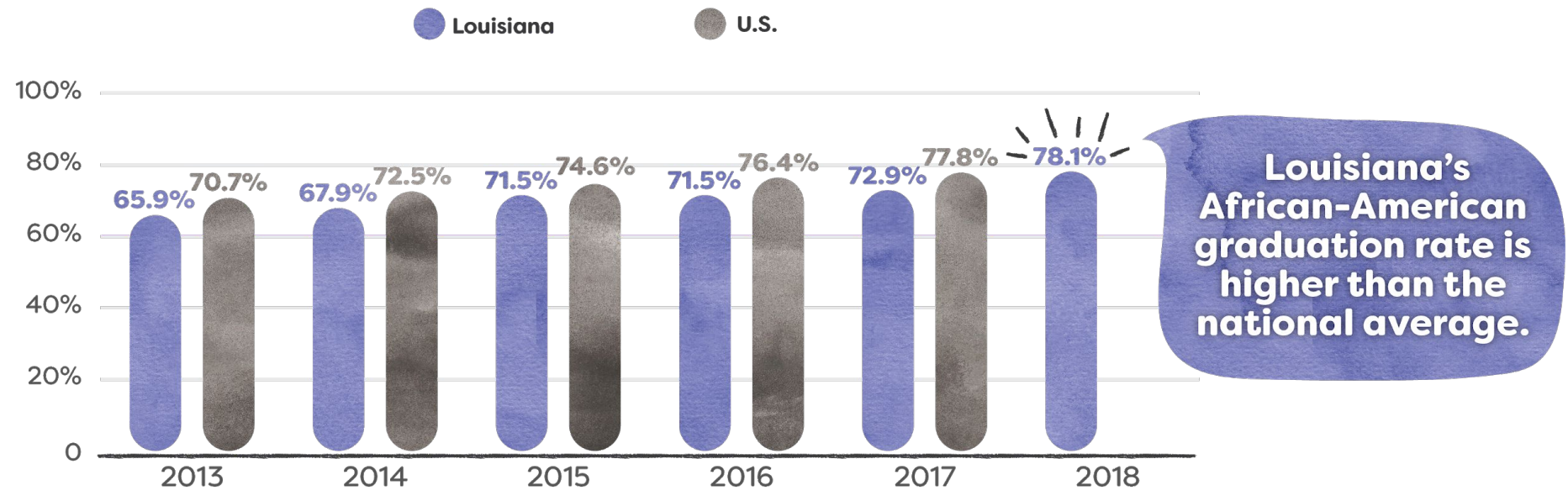
## COHORT GRADUATION RATES BY SUBGROUP, 2013-2018

● All Students   
 ● African American   
 ● Economically Disadvantaged   
 ● Students with Disabilities   
 ● English Learner



# Cohort Graduation Rate: African-American Rate Ahead of National Average

**LOUISIANA AND NATIONAL COHORT GRADUATION RATES, AFRICAN AMERICAN**





# Increasing Education Levels through Credentials

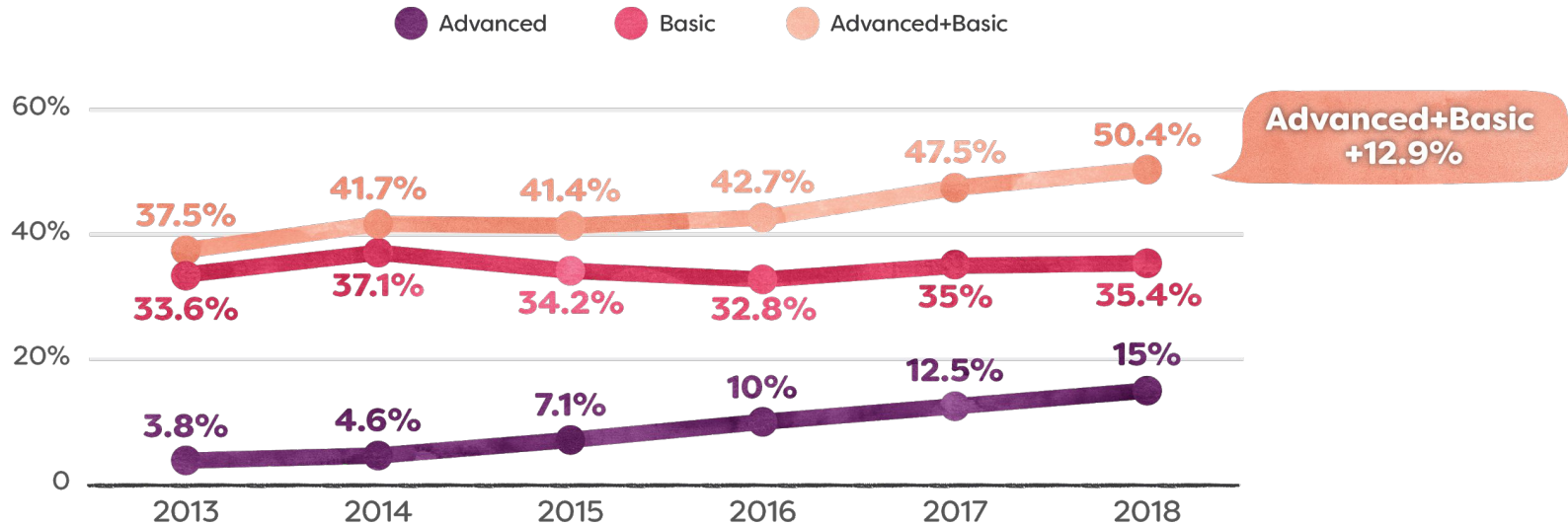
STATEWIDE CREDENTIAL OBTAINED	WHAT DOES IT MEAN FOR SCHOOLS?	WHAT DOES IT MEAN FOR STUDENTS?
<p><b>Basic</b> (Basic Jump Start credential or passing college-level courses)</p>	<p>Schools earn 110 points out of 150 points.</p>	<p>Indicates a student completed college-level coursework or attained proficiency with an industry-valued skill set recognized by the Workforce Investment Council (WIC).</p> <p><b>Ex:</b> Student completes a college-level course aligned to TOPS or earns a NCCER Welding Level 1 certificate.</p>
<p><b>Advanced</b> (Advanced Jump Start credential or passing college-level exams)</p>	<p>Schools earns 150 points or an A+.</p>	<p>Indicates a student earned a post-secondary certificate or college credit validated by an exam or has attained advanced proficiency with an industry-valued skill set recognized by WIC.</p> <p><b>Ex:</b> Student passes rigorous national examination to receive college credit or earns a NCCER Welding Level 2 certificate.</p>

Students who earn a Basic or Advanced high demand industry-based credential earn from \$3,000 to \$8,000 more in starting salary versus students in lower-demand industry sectors.



# Class of 2018: Cohort Credential Attainment Reaches All-Time High

## PERCENT OF COHORT GRADUATING WITH COLLEGE AND CAREER CREDENTIALS

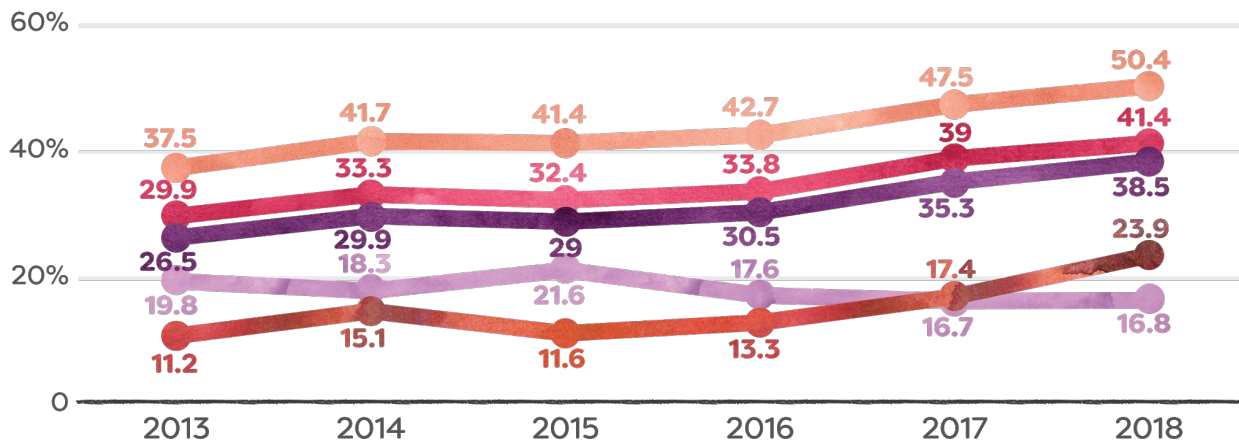


*\*Beginning in 2015, dual enrollment credits earned must be aligned to TOPS requirements in order to receive credential-level credit. Beginning in 2018, some historical IBCs that are not aligned with a high wage, high growth Jump Start pathway will no longer meet the standard to earn points in the Strength of Diploma index.*

# Cohort Credential Attainment: Growth Amongst Historically Disadvantaged Students

**PERCENT OF COHORT EARNING BASIC OR ADVANCED CREDENTIALS BY SUBGROUP, 2013-2018**

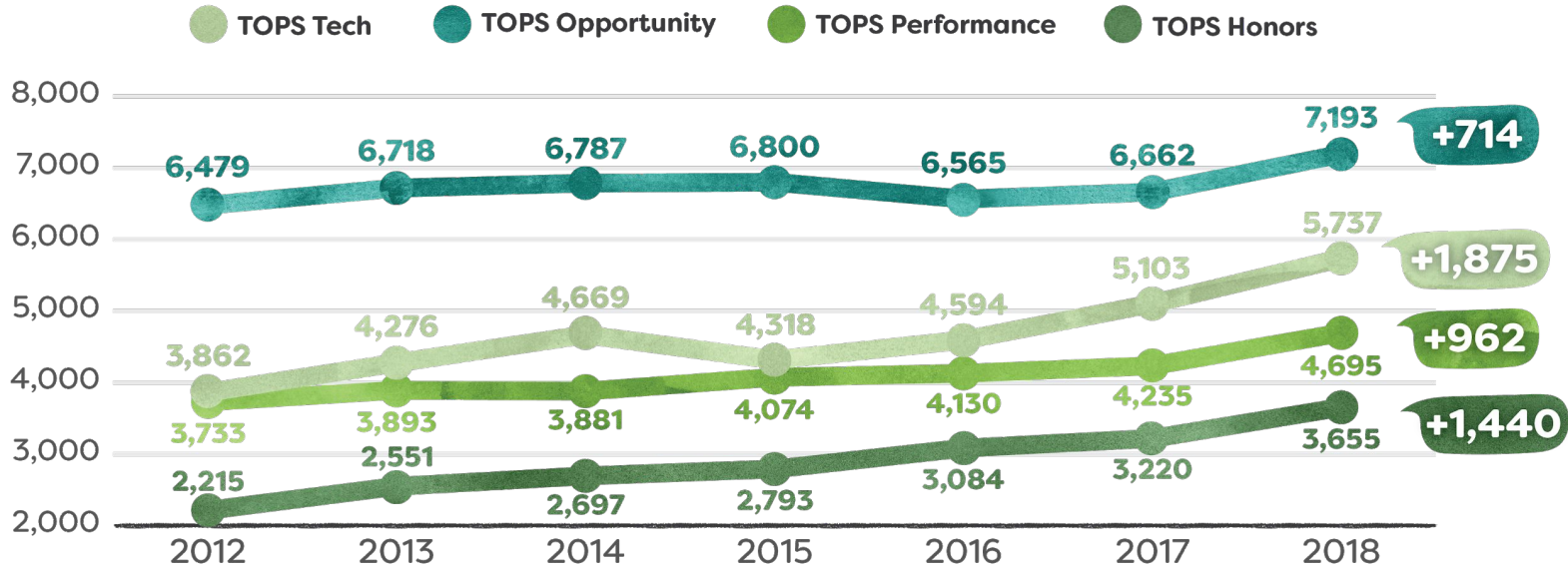
● All Students   
 ● African American   
 ● Economically Disadvantaged   
 ● Students with Disabilities   
 ● English Learner



*\*Beginning in 2015, dual enrollment credits earned must be aligned to TOPS requirements in order to receive credential-level credit. Beginning in 2018, some historical IBCs that are not aligned with a high wage, high growth Jump Start pathway will no longer meet the standard to earn points in the Strength of Diploma index.*

# Class of 2018: TOPS Eligible Graduates

## NUMBER OF GRADUATES ELIGIBLE FOR TOPS AWARDS, 2012-2018



The number of students in the class of 2018 eligible for TOPS is nearly 5,000 greater than in the class of 2012.



# TOPS Eligible Graduates by Ethnicity

## NUMBER OF TOPS ELIGIBLE GRADUATES BY ETHNICITY

