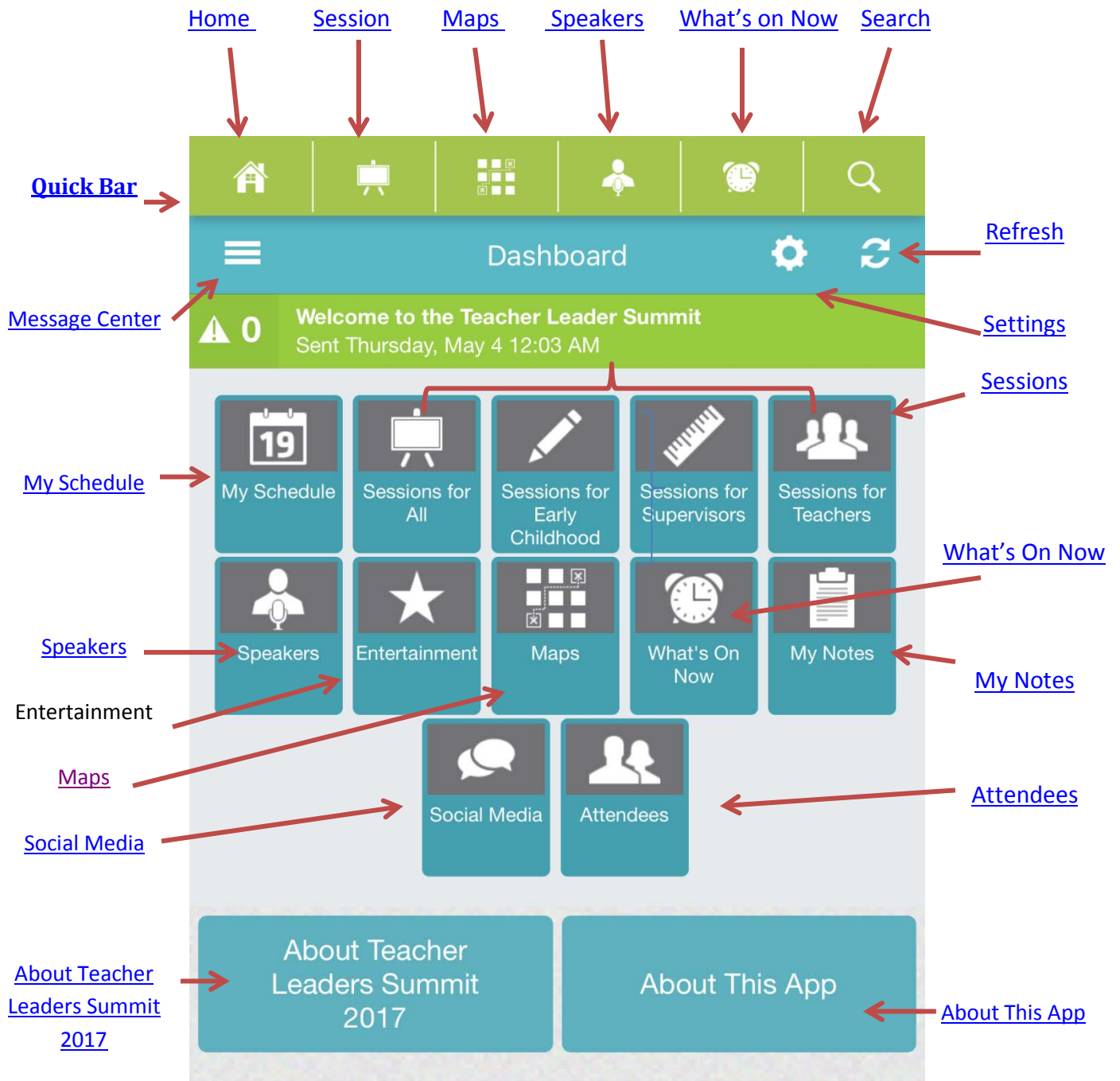


2017 Teacher Leader Summit App Overview

The app can be downloaded to your device in several ways:

- Through this link: www.core-apps.com/dl/tls2017
- For iPhone/iPad users, visit your apple store and search “Teacher Leader Summit 2017”.
- For Android users, visit Android Market and search “Teacher Leader Summit 2017”.

Upon downloading the app and clicking on the welcome icon, you will see the home page as shown below:



2017 Teacher Leader Summit App Overview

The home screen reveals the “The Dashboard”, where you can start discovering everything there is to know about the 2017 Teacher Leaders Summit.

Here are a few helpful tips for navigating through the app.

Quick Bar (green): It is visible from anywhere within the app and lets you navigate to common areas, go back to your Dashboard, or perform global searches whenever you like. The “Quick Bar” consists of the following icons:


Home icon: Clicking the home icons brings you back to the home screen as shown above.

Sessions for All icon: Clicking this icons lets you easily browse Sessions for All by date, tracks, types, and more. You can also search for Sessions for All, or you can add them to My Schedule by tapping the star icon ★ next to each listed session.

Maps icon: When browsing the maps, you can tap on the screen to enlarge your view.

Speaker icon: The Speakers List lets you easily browse through speakers. You can view bios and descriptions of Speakers (if applicable), and view all the sessions they are presenting.


What’s on Now: This screen will show what events are currently happening and what events are coming up soon. Be sure to check back throughout the show so you can quickly decide which events to attend!

 **Search icon,** easily search for what you’re looking for. Customize your searches using helpful search operators:

- AND – search for items that contain both terms (“oceans AND wildlife”)
- NOT – exclude results containing terms (“wildlife NOT birds”)
- OR - search for items that contain at least one of your terms (“birds OR bears”)

NOTE: In the search box of every section, clicking on the question mark (?) in that space brings up help tips. This is also useful when needing to search for a specific session--simply type in the session number.

Dashboard Bar (Turquoise): This is your Navigation area that gives you information and options for different areas of the app. NOTE: Whenever there are admin changes in the app, you will receive a red alert right below the Dashboard to refresh.

 **Message Center:** The Message Center lets you keep in touch with Friends, manage profile, and stay on top of show alerts. Swipe from the left from anywhere in the app to see it! You can add friends by requesting a friend code or sending a friend code.

2017 Teacher Leader Summit App Overview



Engine icon (settings) allows you to setup or make adjustments to your settings. Such as:

- Your profile
- Syncing multi device
- Setting schedule alerts
- Push notifications
- View privacy policy
- Send support request
- View notes
- Reset your help prompts



The Refresh Button: When you have new data available the bar will change colors on your Dashboard. Tap it to update your app.

My Schedule is where your personalized schedule is viewed. When you bookmark any sessions, they will automatically appear here. You can also add custom items with the plus button +, on the right of the navigation bar. You can view your Friends' schedules in the Friends section.

Sessions for All, Early Childhood, Supervisor, Teachers icons: Clicking these icons lets you easily browse Sessions by date, tracks, types, and more. You can also search for Sessions for All, or you can add them to My Schedule by tapping the star icon ★ on a Sessions for All.

Attendees Icon: The People List is populated by people who have chosen to make their profile public. To make your profile public, open the Message Center by swiping from the left, tap your profile on the top, and turn ON the Publish My Profile option.

Entertainment: The icon guides you to any highlighted events during the Summit.

My Notes: This screen allows you to easily view all of the notes you've taken throughout the app. You can also email all of these notes for access outside the app by clicking on the arrow page icon in the upper right hand corner of this page.

Social Media: Clicking on this icon connects you to LDOE social media.

About the Summit: Clicking on this icon gives a brief overview of the Summit.

About this App: Clicking on this icon gives a brief overview of the app.