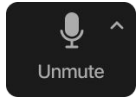
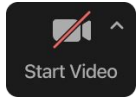



Zoom Meeting Preparation



- Please make sure your phone or computer is muted to minimize background noise.
 - To do this, hover over the bottom left-hand side of your screen and click “Mute.”



- Please make sure you have turned off your camera to save bandwidth and prevent any connectivity issues.
 - To do this, hover over the bottom left-hand side of your screen and click “Stop Video.”



- Please submit questions during the presentation in the “Chat” function located on the bottom of your screen.

If you require an interpreter or have other accessibility needs for future LDOE meetings, please contact LDOEcommunications@la.gov.





THE POWER OF PRESENCE
◆ **LDOE ATTENDANCE** ◆

June 2026 Attendance Monthly Call

Enhancing Academic Success Through a Statewide Attendance Strategy

Agenda

- Introduction/Sign In
- Monthly Call Focus & Purpose
 - Power of Presence Guidance Updates
 - Teacher Leader Summit Recap
- Updates

Please email attendance@la.gov with questions.



Power of Presence Updates



Attendance Data Management

Collection, Analysis, and Goal Setting

Intentional collection and analysis of student attendance data enable teams to identify patterns, needs, and underlying barriers. These insights, grounded in baseline data, inform clear attendance goals that guide the implementation of tiered strategies. Interventions and incentives are key actions used to support progress toward these goals and should be closely aligned to identified needs.

Collection: Establish a strategic data collection process that supports baseline identification, goal setting for attendance metrics, and tracking of interventions and incentives.



Attendance Data Management

Collection, Analysis, and Goal Setting

Attendance teams should consider the following key elements:

Data Sources, Frequency, and Consistency

- Identify all relevant sources of attendance data needed to establish baselines for attendance rates, chronic absenteeism, and truancy.

Tools and Resources

- Inventory the available tools and resources that can aid in both collecting and analyzing attendance data

Data Elements to Collect

- For attendance metrics goals
- For intervention and incentive planning



Attendance Data Management

Collection, Analysis, and Goal Setting

Analysis: Use data to establish goals, identify students in need of support, and inform planning of aligned interventions and incentives.

Consideration for attendance metric goals

- Calculate baseline rates for chronic absenteeism, truancy, and attendance rate.
- Use baseline data to set a goal that will be monitored throughout the year for each identified metric.



Attendance Data Management

Collection, Analysis, and Goal Setting

Considerations for intervention and incentive planning

- Tier support for schools (district attendance team) and students (school attendance team) based on attendance data.
- Utilize established tracking systems to analyze impact of interventions and incentives.
- Determine the barriers and reasons driving absenteeism to inform intervention strategies.
- Identify grade levels, student groups, and time periods where targeted incentive programs could provide the greatest impact.
- Assess the effectiveness of prior incentives to guide future planning.

Please email attendance@la.gov with questions.



Attendance Data Management

Collection, Analysis, and Goal Setting

Goal Setting: Establish data-informed goals for attendance improvement and employ a tiered attendance strategy with clearly defined steps to achieve those goals.

Please email attendance@la.gov with questions.



Attendance Data Management

Collection, Analysis, and Goal Setting


Set clear, achievable goals for improving absenteeism. Goal focus areas should include:

- Reducing chronic absenteeism rate
- Reducing truancy rate
- Increasing attendance rate

Promote goal attainment:

- Develop and implement a tiered attendance strategy
- Use tracking tools to monitor progress towards goal attainment

Please email attendance@la.gov with questions.



Attendance Data Management

Collection, Analysis, and Goal Setting

Sample goals include:


- Blue Bayou Elementary School will reduce the percentage of students identified as chronically absent (missing 10% or more of school days) from 20% to 15% by the end of the 2026-2027 school year.
- Blue Bayou Elementary School will decrease its truancy rate by 5%, from 38% to 33%, by the end of the 2026-2027 school year.



Progress Monitoring

Attendance data, intervention effectiveness, and incentive impact should be **monitored regularly** to support continuous improvement. Teams should consistently compare current data to **baseline measures and established goals** to assess progress and make timely, data informed adjustments.

Progress monitoring should include **attendance data disaggregated by subgroup** such as grade level, race/ethnicity, socioeconomic status, special education status, and English Learner status to identify trends and target support. Special attention should be given to **vulnerable student populations**, including students experiencing housing instability, foster care, chronic health conditions, or language acquisition challenges.




Progress Monitoring

Key components of progress monitoring include:

Monitoring Attendance Metrics


- Compare current metrics (chronic absenteeism, truancy, and attendance rates) to baseline data and assess progress toward goals bi-weekly.
- Monitor rates by school, grade level, and student subgroup to identify whether baseline disparities are narrowing or widening over time.
- Track progress at regular intervals to determine whether the pace of improvement is sufficient to meet year-end targets.
- Account for seasonal patterns when interpreting data. Notable dips or spikes should be evaluated in the context of prior year baseline trends before adjusting goals and/or strategies.



Progress Monitoring

Monitoring Intervention Effectiveness


- Compare the number of students currently in each intervention tier against baseline data to assess whether students are successfully exiting tiers in response to interventions.
- Assess fidelity by ensuring interventions are being implemented as intended, using staff observations, record review, and stakeholder feedback.
- Use findings to make data-informed decisions about continuing, modifying, or discontinuing interventions when data shows insufficient movement from baseline



Progress Monitoring

Monitoring Attendance Incentive Programs

- Determine baseline data for the attendance concern(s) being addressed by the incentive.
- Define how participation and attendance outcomes among targeted student groups will be tracked to assess effectiveness relative to baseline.
- Compare attendance outcomes for students participating in incentive programs against the baseline attendance patterns.
- Track participation rates over time to ensure incentive programs are reaching the intended student populations identified and there is progress toward goals.
- Adjust program design, expand successful approaches, or redirect resources as needed.



Recapping Teacher Leader Summit



Attendance 101

In this session participants


- Explored key elements of the Power of Presence guidance
- Examined attendance team best practices and considered how to implement in their school/system
- Determined how attendance data should inform tiered strategy development.

Please email attendance@la.gov with questions.



Districts Attendance: Setting the Standard

- The session supported system leaders in establishing local attendance expectations and developing plans to achieve attendance goals. Also focused on effective summer strategies educators can utilize to proactively address potential attendance issues for the 2026-2027 school year.
- Evaluated 2025-2026 attendance expectations and strategy;
- Identified summer strategies to implement for students with a history of attendance challenges; and
- Considered updating attendance expectations and strategy elements for 2026-2027.




Addressing the Why Behind Student Absences: Identifying Barriers and Implementing Targeted Interventions

In this session, participants

- identified effective attendance data collection and analysis protocols;
- considered how to use data to identify needs and attendance barriers in their school/system; and
- explored progress monitoring practices for assessing the impact of attendance interventions.

Please email attendance@la.gov with questions.





Questions?

Resources

Louisiana Attendance Planning

- Attendance Strategy
- Attendance Policy and Statutes
- Attendance Data
- Attendance Team Documents
- Attendance Tiered Strategy

[Power of Presence Attendance Webpage](#)



Please email attendance@la.gov with questions.



Up Next

2026-2027 System Leader Regional Collaboration registration is now open!

Use the QR code below to register for the Attendance Pathway.





Updates

- Previous presentations can be found on the [LDOE Monthly Calls](#) webpage
- June attendance office hours
 - 8:30 a.m., June 18th
- August [Attendance Monthly Call](#)
 - 8 a.m., August 6th

