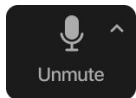
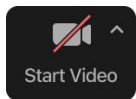



# Zoom Meeting Preparation



- Please make sure your phone or computer is muted to minimize background noise.
  - To do this, hover over the bottom left-hand side of your screen and click “Mute.”




- Please make sure you have turned off your camera to save bandwidth and prevent any connectivity issues.
  - To do this, hover over the bottom left-hand side of your screen and click “Stop Video.”



- Please submit questions during the presentation in the “Chat” function located on the bottom of your screen.

If you require an interpreter or have other accessibility needs for future LDOE meetings, please contact [LDOEcommunications@la.gov](mailto:LDOEcommunications@la.gov).





**THE POWER OF PRESENCE**  
◆ **LDOE ATTENDANCE** ◆

# October 2025 Attendance Meeting

Enhancing Academic Success Through a Statewide Attendance Strategy

# Agenda

- Introduction / Sign In
- Monthly Call Focus & Purpose
  - Accessing Data
  - Identifying Vulnerable Student Groups
  - Best Practices for Combating Chronic Absenteeism
  - How to Successfully Progress Monitor Student Attendance
- Presentation
- Updates

Please email [attendance@la.gov](mailto:attendance@la.gov) with questions.



# Defining The Purpose

- **Focus:** LDOE Attendance Strategy
- **Purpose:** To cultivate a knowledgeable network of attendance stakeholders to create and support attendance teams who implement evidence-based best practices and resources to improve student attendance.

Please email [attendance@la.gov](mailto:attendance@la.gov) with questions.



# Attendance Data Management

- Collection, Analysis, and Goal Setting
  - Establish a strategic data collection process to allow for insightful analysis.
  - Analyze data to identify students who require attendance support.
  - Establish data-informed goals for attendance improvement.
- Progress Monitoring
  - Monitor attendance data and intervention effectiveness to ensure continuous improvement.



# How to Access Data in EdLink

## Login to the EdLink Platform

Navigate EdLink portal (typically [ldoe.edlink.la.gov](https://ldoe.edlink.la.gov)) and enter your authorized username and password credentials. Ensure you have the appropriate permissions for attendance data access.

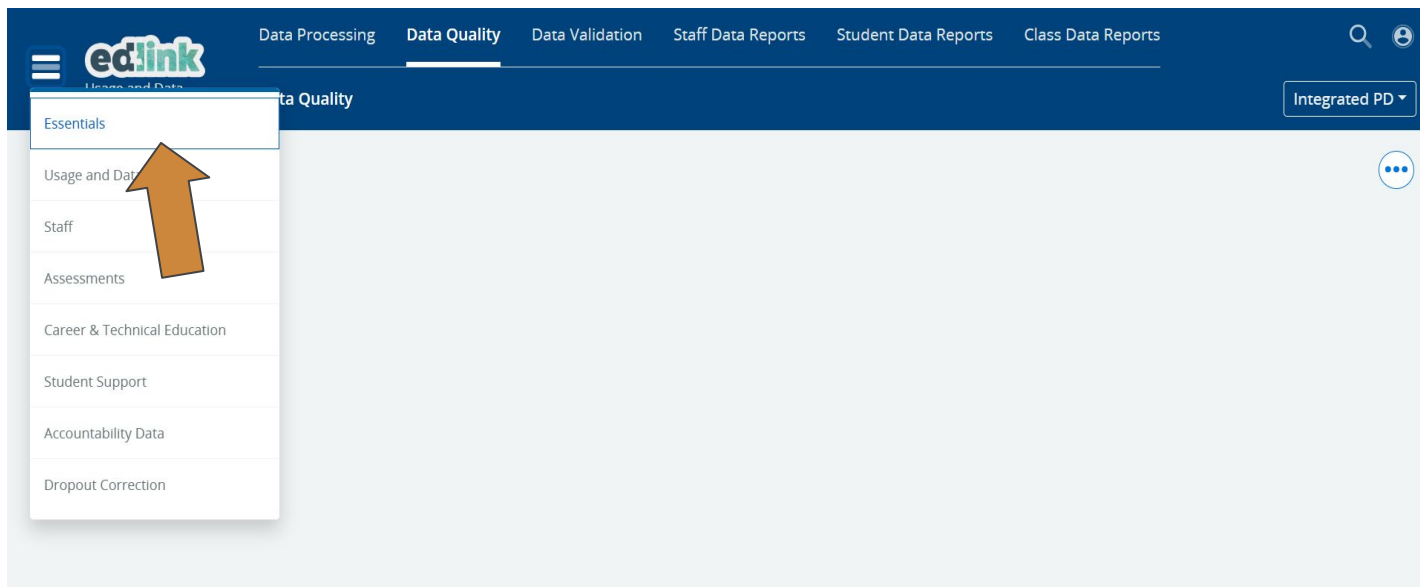
Link-<https://registration.edlink.la.gov/Home/ApplicationMenu>



# How to Access Data in EdLink

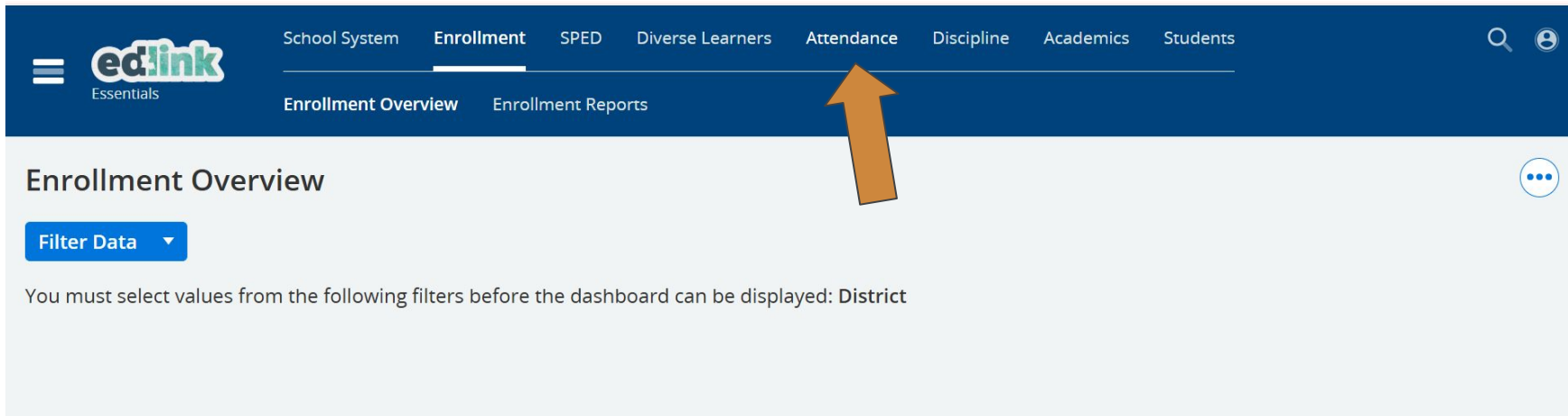
## Navigate to Dashboard/Home

After successful login, you'll be directed to the main dashboard. Toggle to the upper left hand corner and select Essentials.



# How to Access Data in EdLink

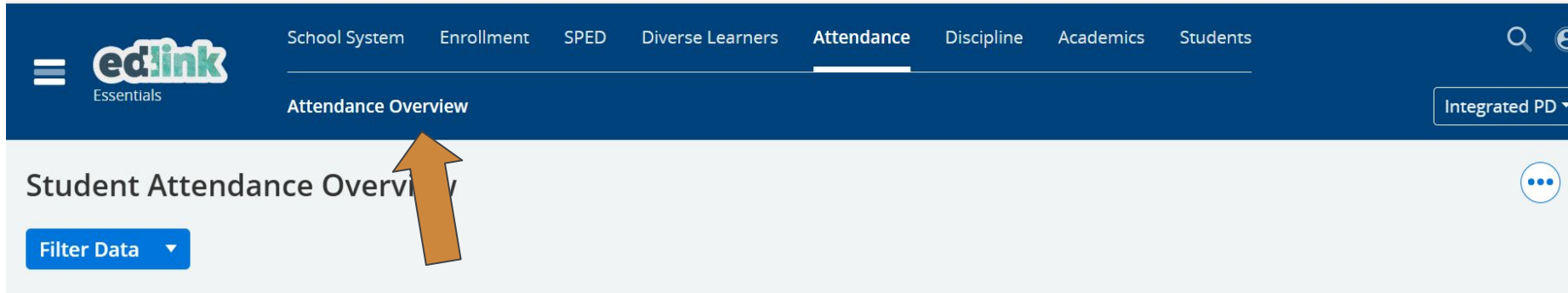
After you select Essentials the top banner will have Attendance as an option



The screenshot displays the EdLink Essentials web application interface. At the top, a dark blue navigation bar contains the EdLink logo on the left and a series of menu items: School System, Enrollment, SPED, Diverse Learners, Attendance, Discipline, Academics, and Students. The 'Attendance' menu item is highlighted with a large orange arrow pointing to it. Below the navigation bar, the main content area is titled 'Enrollment Overview' and includes a 'Filter Data' button. A message below the button states: 'You must select values from the following filters before the dashboard can be displayed: District'.



# How to Access Data in EdLink



The screenshot displays the EdLink Essentials web application interface. At the top, a dark blue navigation bar contains the EdLink logo on the left and a series of menu items: School System, Enrollment, SPED, Diverse Learners, Attendance (which is highlighted with a white underline), Discipline, Academics, and Students. On the far right of this bar are search and user profile icons. Below the navigation bar, the page title "Attendance Overview" is visible. A large orange arrow points from the "Attendance Overview" text down to the "Student Attendance Overview" section below. The "Student Attendance Overview" section includes a blue "Filter Data" button with a dropdown arrow. On the right side of this section, there is a circular menu icon with three dots. The bottom of the page features a teal decorative wave graphic.

# How to Access Data in EdLink

The screenshot displays the EdLink Essentials interface. The top navigation bar includes links for School System, Enrollment, SPED, Diverse Learners, Attendance (highlighted), Discipline, Academics, and Students. The main heading is "Attendance Overview". A "Filter Data" dropdown menu is open, showing a list of Louisiana parishes. An orange arrow points to "059 (Washington Parish)", which is selected. Below the filter menu, the number "382,479" is displayed. To the right, there are six data cards: "Attendance", "Attendance for the Last 30 Days", "Attendance for the Last 7 Days", "Students Absent This Week", "Tardy Students", and "Truant Students". Each card has a status indicator (three colored dots) and a light blue placeholder area.

edlink Essentials

School System Enrollment SPED Diverse Learners **Attendance** Discipline Academics Students

Attendance Overview Integrated PD ▾

## Student Attendance Overview

Filter Data ▾

- District >
- School >
- Grade >
- SPED >
- ELL >

Students Absent This Week

057 (Vermilion Parish)

058 (Vernon Parish)

**059 (Washington Parish)**

060 (West Baton Rouge Parish)

061 (East Baton Rouge Parish)

062 (West Carroll Parish)

382,479

Attendance

Attendance for the Last 30 Days

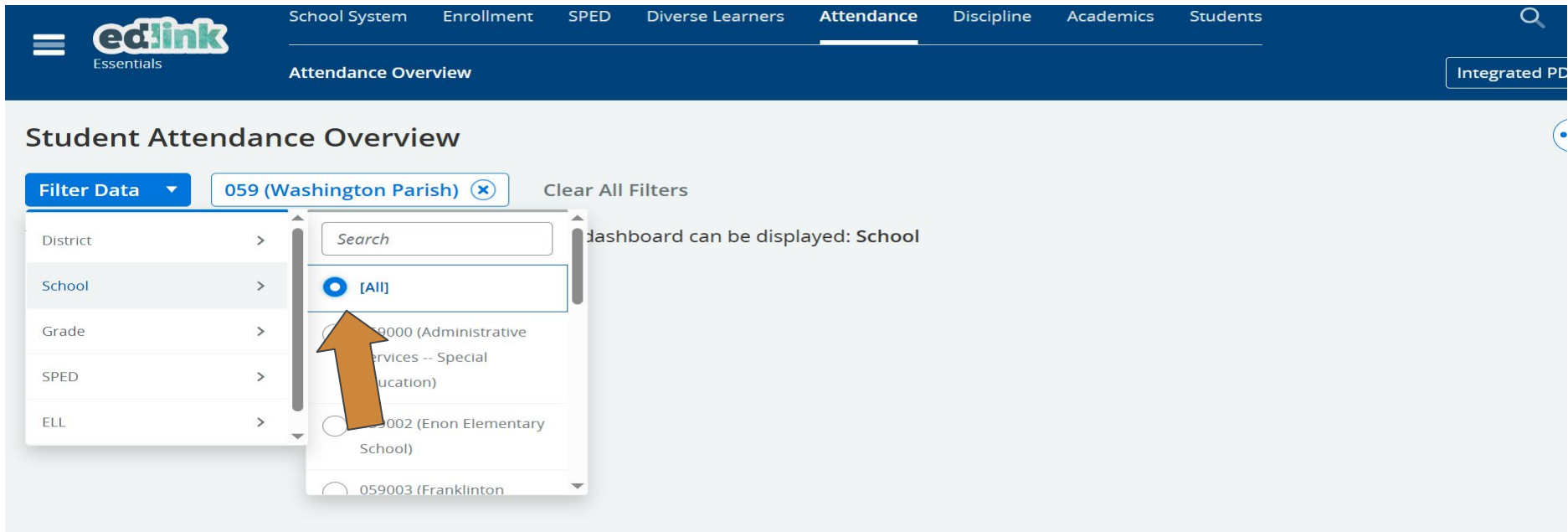
Attendance for the Last 7 Days

Students Absent This Week

Tardy Students

Truant Students

# How to Access Data in EdLink



The screenshot displays the EdLink Essentials interface. The top navigation bar includes links for School System, Enrollment, SPED, Diverse Learners, Attendance (which is the active tab), Discipline, Academics, and Students. Below this, the 'Attendance Overview' section is visible. On the left, a 'Filter Data' dropdown menu is open, showing a list of filter categories: District, School, Grade, SPED, and ELL. The 'School' filter is selected, and its dropdown menu is open, showing a search bar and a list of schools. An orange arrow points to the '[All]' option in the school list. The main content area shows the text '059 (Washington Parish)' and 'Clear All Filters'. A partial view of a dashboard is visible on the right, showing the text 'Dashboard can be displayed: School'.

edlink Essentials

School System Enrollment SPED Diverse Learners **Attendance** Discipline Academics Students

Attendance Overview

Integrated PD

## Student Attendance Overview

Filter Data ▾ 059 (Washington Parish) ✕ Clear All Filters

District >

School >

Grade >

SPED >

ELL >

Search

☒ [All]

☐ 09000 (Administrative Services -- Special Education)

☐ 09002 (Enon Elementary School)

☐ 059003 (Franklinton)

Dashboard can be displayed: School

# How to Access Data in EdLink

## Student Attendance Overview

Filter Data

# of Enrolled Students

~~668,834~~

Students Absent This Week

~~82,977~~

Year-to-date Attendance

~~94.61%~~

Students Absent during Last 30 Days

~~83,409~~

Attendance for the Last 30 Days

~~94.55%~~

Tardy Students

~~XXXX~~


Attendance for the Last 7 Days

~~94.19%~~

Truant Students

~~54,768~~

# How to Access Data in EdLink



School System   Enrollment   SPED   Diverse Learners   **Attendance**   Discipline   Academics   Students

Attendance Overview

Integrated PD

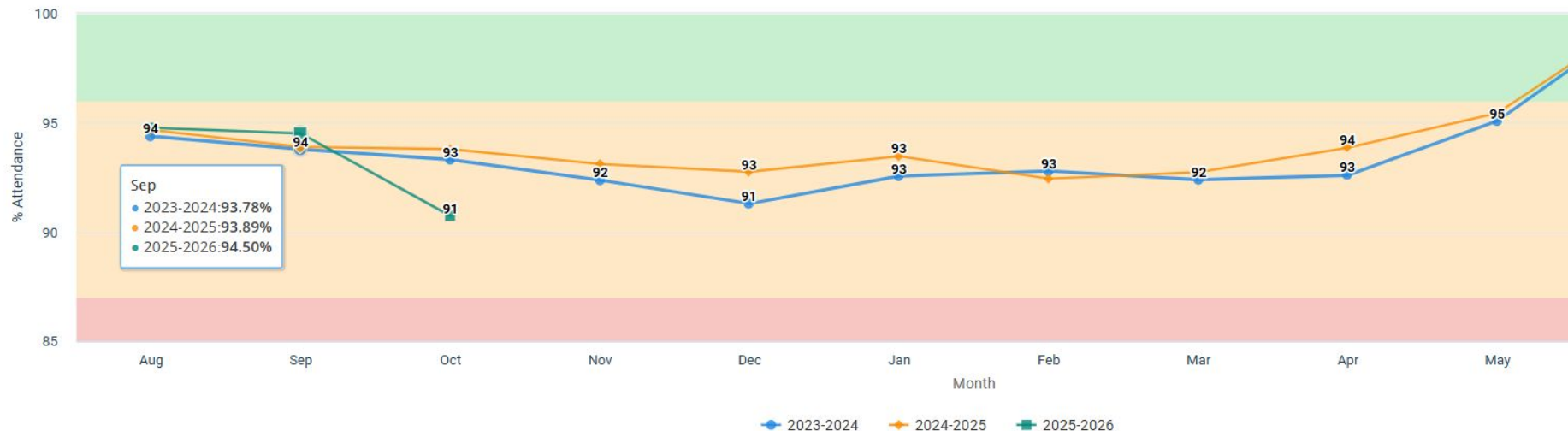
Total of 196 row(s) with a row limit of 800000

<input type="checkbox"/>	CURRENT SCHOOL CODE	CURRENT SCHOOL	ACTIVITY INDICATOR	STUDENT STATUS	# UNEXCUSED ABSENT DAYS	# UNEXCUSED TARDY DAYS
<input type="checkbox"/>	[REDACTED]	[REDACTED]	Active	Enrolled	5.0	5
<input type="checkbox"/>	[REDACTED]	[REDACTED]	Active	Enrolled	8.0	0
<input type="checkbox"/>	[REDACTED]	[REDACTED]	Active	Enrolled	7.5	0
<input type="checkbox"/>	[REDACTED]	[REDACTED]	Active	Enrolled	13.0	2
<input type="checkbox"/>	[REDACTED]	[REDACTED]	Active	Enrolled	5.0	0
<input type="checkbox"/>	[REDACTED]	[REDACTED]	Active	Enrolled	4.0	6
<input type="checkbox"/>	[REDACTED]	[REDACTED]	Active	Enrolled	6.0	0
<input type="checkbox"/>	[REDACTED]	[REDACTED]	Active	Enrolled	8.0	1

# How to Access Data in EdLink

## Is Student Attendance Improving Month by Month?

The monthly attendance trend for students over the last 3 years.



\*sample data set for display purposes\*



# Attendance Guidance - Vulnerable Student Groups

## How to identify vulnerable student groups

Examine connections between attendance issues and academic performance, disciplinary actions, or other challenges. Students struggling academically or facing frequent suspensions may develop attendance avoidance behaviors.

Examples of vulnerable student groups may include:

- Students with a history of truancy and/or chronic absenteeism
- Students experiencing housing instability and homelessness
- Students in foster care or frequent placement changes
- Students with chronic health conditions
- Students with language challenges



# Attendance Guidance - Vulnerable Student Groups

## Analyze Attendance Data Patterns

Review attendance records to identify students with chronic absenteeism (missing 10% or more of school days), frequent tardiness, or declining attendance trends. Use data analytics tools to spot patterns across demographics, grade levels, and time periods.





# Attendance Guidance - Vulnerable Student Groups

## How to Support High-Risk Demographics

### Conduct Regular Outreach and Assessments

Implement systematic check-ins with families, conduct home visits when appropriate, and use early warning systems to flag students showing initial signs of attendance decline. Partner with community organizations to understand external factors affecting attendance.



# Identifying Attendance Barriers

BARRIERS	AVERSION	DISENGAGEMENT
Students <b>CANNOT</b> attend school due to these barriers.	Students <b>WILL NOT</b> attend school to avoid these challenges/concerns.	Students <b>DO NOT</b> attend school because of disinterest or lack of connection.
<p><b>Chronic and/or Acute Illness</b></p> <p><b>Family Responsibilities</b></p> <ul style="list-style-type: none"> <li>• Caring for younger siblings or elder care for other family members</li> <li>• Working to support family income</li> </ul> <p><b>Unmet Basic Needs</b></p> <ul style="list-style-type: none"> <li>• Housing instability</li> <li>• Food insecurity</li> <li>• Poor transportation</li> <li>• Unsafe path to school</li> <li>• Natural disaster/property loss</li> </ul>	<p><b>Academic Challenges</b></p> <ul style="list-style-type: none"> <li>• Avoidance of challenging work</li> <li>• Academically behind/learning loss</li> </ul> <p><b>Social/School Climate Challenges</b></p> <ul style="list-style-type: none"> <li>• Avoidance of embarrassment</li> <li>• Avoidance of bullying</li> <li>• Avoidance of unsafe conditions</li> <li>• Language barriers</li> </ul>	<p><b>Instructional Disconnect</b></p> <ul style="list-style-type: none"> <li>• Lack of connection to students' interest and backgrounds</li> <li>• Irrelevant and/or unengaging curriculum</li> </ul> <p><b>Poor Relationships</b></p> <ul style="list-style-type: none"> <li>• Adult distrust</li> <li>• Inadequate sense of safety, belonging, or support in school</li> <li>• Poor peer relationships</li> </ul> <p><b>Misconceptions Regarding Value of School Attendance</b></p> <ul style="list-style-type: none"> <li>• No perceived consequences for absences</li> <li>• Desire to enter the workforce</li> </ul>

# Examples of Barriers and Interventions

Reason for Absences	Possible Interventions
<b>Food Insecurity</b>	<ul style="list-style-type: none"><li>• Provide breakfast after the bell</li><li>• Engage with local food bank</li></ul>
<b>Housing Instability</b>	<ul style="list-style-type: none"><li>• Access to a uniform closet</li><li>• Collaborate with local support agencies</li></ul>
<b>Academically Behind/Learning Loss</b>	<ul style="list-style-type: none"><li>• Utilize individualized student support plans</li><li>• Provide academic enrichment opportunities</li><li>• Identify learning gaps and provide academic interventions</li></ul>
<b>Language Barriers</b>	<ul style="list-style-type: none"><li>• Provide targeted academic support</li><li>• Increase parental outreach</li><li>• Connect with specialized services</li></ul>
<b>Instructional Disconnect</b>	<ul style="list-style-type: none"><li>• Facilitate skillful implementation of HQIM</li><li>• Connect instruction with academic enrichments</li><li>• Provide opportunities for participation in work-based learning</li></ul>
<b>Lack of Belonging</b>	<ul style="list-style-type: none"><li>• Encourage engagement in after-school activities</li><li>• Promote positive student-teacher interactions</li><li>• Connect students with a mentor</li></ul>

# Progress Monitoring

Effective progress monitoring is essential for evaluating the impact of attendance strategies and ensuring that interventions are implemented successfully. It involves the ongoing collection and analysis of attendance data to track progress toward goals and make data-informed adjustments.



# Progress Monitoring

## Measure Tier-Specific Intervention Fidelity

Assess implementation quality at each tier through classroom observations, intervention logs, and surveys. Track adherence to protocols, dosage of interventions delivered, and rates to ensure each tier operates as designed across all district schools.

# Progress Monitoring

## Track Student Movement Between Tiers

Monitor how students progress through Tier 1 (universal, proactive supports), Tier 2 (targeted early interventions), and Tier 3 (comprehensive individualized supports). Document entry/exit criteria, time spent in each tier, and percentage of students successfully moving to lower tiers or maintaining improved attendance.

# Progress Monitoring

## Conduct Quarterly System Reviews

Host district-wide meetings with school teams to review aggregate tier data, share best practices, and adjust program components. Examine resource allocation, staffing needs, and systemic barriers while celebrating schools showing strong tier implementation and student outcomes.



**Questions?**



# Resources

## Louisiana Attendance Planning


- Attendance Strategy
- Attendance Policy and Statutes
- Attendance Data
- Attendance Team Documents
- Attendance Tiered Strategy



## [Power of Presence Attendance Webpage](#)



Please email [attendance@la.gov](mailto:attendance@la.gov) with questions.





# Updates

- Previous presentations can be found on the [LDOE Monthly Calls](#) webpage
- November [Attendance Monthly Call](#)
  - 8am, November 6th
- Attendance [Office Hours](#)
  - 8:30am, October 16th

