
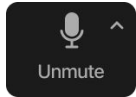


Principal Webinar

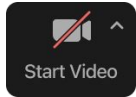


January 29, 2024


Zoom Meeting Preparation



- Please make sure your phone or computer is muted to minimize background noise.
 - To do this, hover over the bottom left-hand side of your screen and click “Mute.”



- Please make sure you have turned off your camera to save bandwidth and prevent any connectivity issues.
 - To do this, hover over the bottom left-hand side of your screen and click “Stop Video.”



- Please submit questions during the presentation in the “Chat” function located on the bottom of your screen.

If you require an interpreter or have other accessibility needs for future LDOE meetings, please contact LDOEcommunications@la.gov.



Upcoming Webinars and Information



Practicing Principal Webinars and Newsletters

- Practicing Principal Webinars are held at 1 p.m.:
 - The next webinar is on Monday, February 26.
- Use [this link](#) to subscribe to the principal monthly newsletter.
- Email louisianaleaders@la.gov with any questions.



Teacher Leader Summit

The 12th annual [Teacher Leader Summit](#) will be held May 28-30, in New Orleans at the Ernest N. Morial Convention Center. This year's Teacher Leader Summit will focus on "Leading the Next Level."

[Early bird registration](#) opened January 5. Register early and save.

[Regular registration](#) opens February 3. Tickets are available on a first come, first served basis. Registration closes on **March 15 or at sellout**.

The LDOE is looking for talented teacher leaders to be the next Teacher Leader Summit presenters. The call for presentations is now open. Interested teacher leaders who want to share their knowledge, please complete an [application](#) by **February 2**.

Please contact events@emergentmethod.com with questions.



Summer Evaluation Learning Year Training

Training for all system and school leaders and observers will take place this summer. The [Leader and Educator Rubric and Evaluation Training Guidance](#) provides details on the summer training.

[Registration](#) will go live on **January 31**.

Please contact compass@la.gov with questions.



K-12 Computer Science Standards

The LDOE is now accepting [applications](#) for volunteers who wish to serve on the K-12 Computer Science Standards Writing Committee.

Participants will agree to:

- volunteer their time and effort without compensation, per diem, or reimbursements;
- attend in-person meetings at the Claiborne building in Baton Rouge; and
- complete asynchronous work outside of scheduled convenings.

The [application](#) window is now open and will close at 4 p.m. on **February 5**.

Please contact STEM@la.gov with questions.




K-5 FLAME

FLAME resources for Grades K-5 are now complete. FLAME resources complement high-quality instructional materials by building students' accuracy, efficiency, and flexibility with grade-appropriate fluency skills.

FLAME provides

- activities designed to build grade-level foundations;
- formative tools for teachers to understand students' learning; and
- unit reports for sharing with parents.

To learn more, view the [FLAME Kickoff Webinar](#).



Please contact STEM@la.gov with questions.




Using Real Time Data with EdLink 360



Objectives

- Identify EdLink 360 common language
- Describe how the dashboard supports leaders
- Access relevant data on EdLink 360
- Utilize EdLink 360 to inform decision making




Before We Start...

- Share your experience with EdLink 360 workforce dashboard.
 - Please type in the chat on a scale of 1-5 how familiar you are with the EdLink 360 dashboard.
 - 1-Not familiar at all
 - 5-Extremely familiar




Creating a Common Language

- **Application Systems:** Systems that are used for data reporting that are accessed through specific portals
- **Legacy Application Systems:** Beginning with the 2021-2022 school year, application systems that are being replaced by EdLink 360
- **Data Management FTP (DM FTP):** The secure site used by LDOE to provide data, reports, etc. for distribution to Superintendents, Accountability, Assessment, Child Welfare & Attendance and other school system staff
- **Data Warehouse (EdLink 360):** Consolidated system used for reporting and data analytics; multiple data sources in one location that can be connected for reporting
- **EdLink Security:** The process used to establish access to EdLink based on user roles and permissions



Creating a Common Language


- **Static vs. Live Reporting:** identifies how current data in the report may be static or live:
 - **Static reporting:** static reports are published based on identified reporting dates; the data is not updated once the report is published
 - **Live Reporting:** the EdLink 360 Dashboard can be updated as often as daily; therefore this data is “living” in that it updates as often as data managers input data
- **Real-time:** another way of referring to live data (e.g., Dashboard data)
- **Snapshot:** another way of referring to static data (e.g., October 1 data snapshot/ EOY data snapshot)



Workforce Reporting: Then and Now

EdLink is the Department's new education data warehouse and transactional system platform that revolutionizes the way users access and interact with data.

- Data were collected in many places.
- Simple reporting and research were difficult.
- System and school staff had little interaction with workforce data.



- Data is consolidated in one place. EdLink reduces the need for multiple logins.
- The EdLink dashboard improves overall usability.
- EdLink builds a data warehouse with meaningful visualizations and comprehensive reporting for many users.




How does the dashboard Support School Leaders?

The Workforce Reporting dashboard supports school leaders through considering four strategic questions to identify action steps that will address their workforce needs:

1. Are we hiring teachers in the **certification areas with the greatest needs**?
2. Do we have a **partnership with a teacher preparation provider** that addresses our workforce needs?
3. Does our school have a sufficient number of trained **mentor teachers** and content leaders to support new teachers?
4. Do we have a performance and demand pay structure in place to incentivize and reward our teachers?

These questions frequently support SuperApp submissions.



How does the dashboard Support School Leaders?

In addition to the four guiding questions that support SuperApp application and system-wide workforce planning, the questions below can support site leaders in workforce solution planning:

1. How many teachers do we have that are teaching uncertified or out of field? What are our high need areas?
2. How many vacancies do we have compared to previous years?
3. Are we hiring teachers that represent the demographics of our student population?
4. Are there any trends that deserve our attention, either positive or negative?

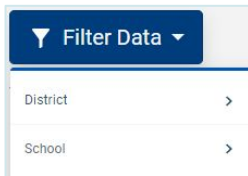
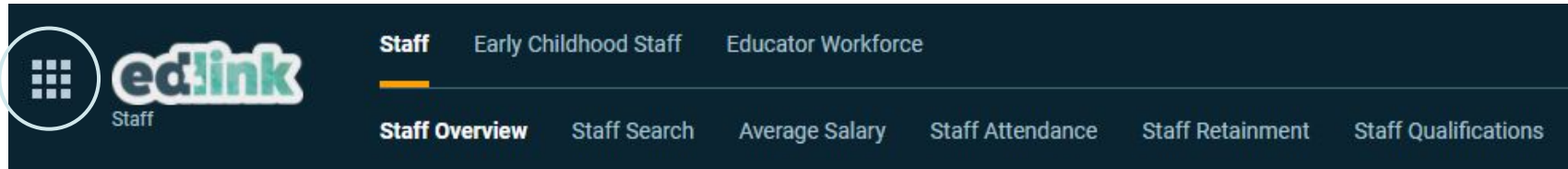


Accessing the Dashboard



Accessing the Educator Workforce Dashboard

- Ensure that you have been granted access to EdLink 360 by your Security Coordinator, then log in at: <https://reports.edlink.la.gov>
- Click on the nine-square
- Select “Staff” then Click on Educator Workforce
- Filter data selecting district and site

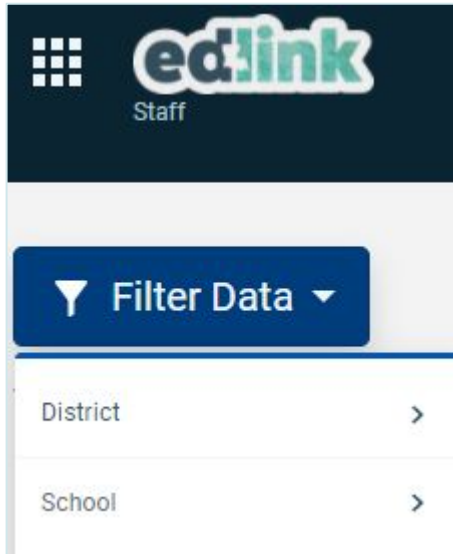


Working Through Graph Basics



Accessing Workforce Graphs

You must apply a filter before the graphs will appear:



- Select your district.
- System Leaders will have the option of selecting “all” schools or single schools.
- **Site Leaders will only be able to select their district and their site.**
- **Note:** Remove the filter if moving between dashboards, or your graphs will disappear.



Identifying Available Graphs

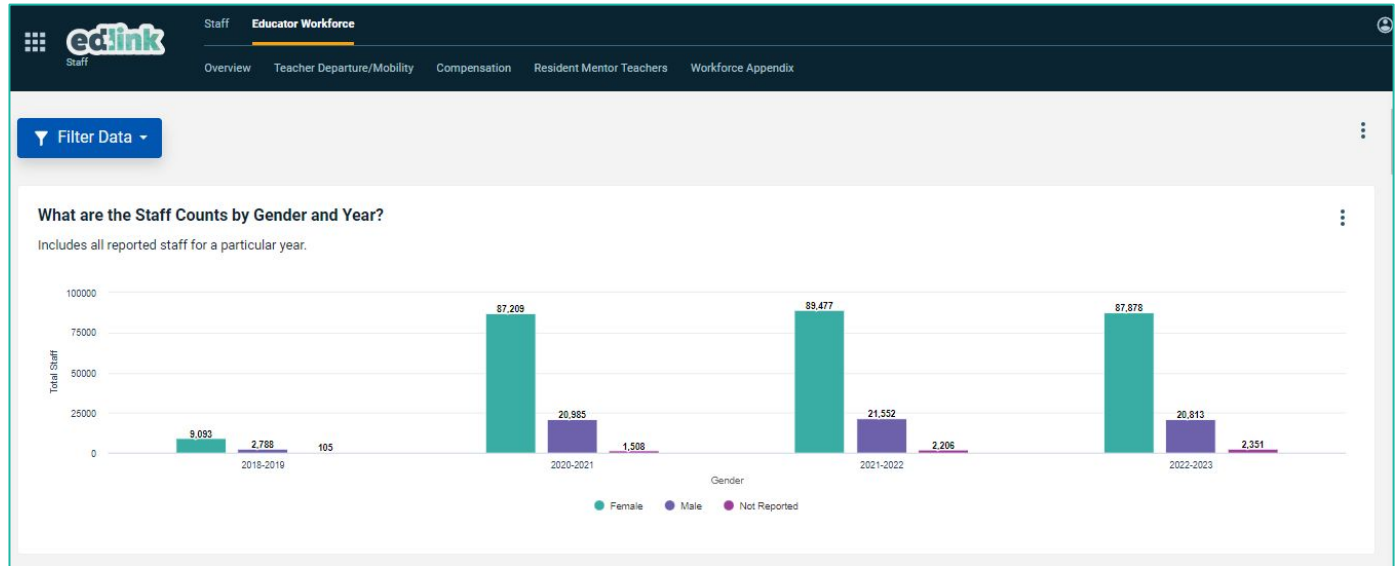
The following graphs are available on the Educator Workforce dashboard:

- Teachers who are Out-of-Field or Uncertified by Year & School Letter Grade
- Classes Taught by Out-of-Field or Uncertified Teachers by School Year
- Teacher Departure Rate by Year (Site, District, State)
- Average salary of our teachers and leaders
- Average performance and demand pay for our teachers
- Experience of our departing teachers
- Resident and Mentor Teachers
- Performance Demand Pay Appendix
- Workforce Certification Appendix



Walking Through the Graphs

Let's take a tour!



FAQs



Frequently Asked Questions or Concerns

- I am having trouble logging in; what should I do next?
 - Reach out to your district's Security Coordinator.
- What do I do if the dashboard graphs disappeared?
 - Verify that your filters are correct
 - When you enter the workforce dashboard, you must filter by district and by school.
 - If you leave the workforce dashboard, you must remove the filter first.
- What can teachers see when they log into EdLink 360? Will they be able to see what I see?
 - When using EdLink 360 users can only see items they have permission to view. Teachers will only be able to see their own data just as school leaders are only able to see information for their school.



Closing


Resources:

[EdLink 360 Data Warehouse Support](#)

[EdLink 360 Permission Guide](#)

[How to View Certification Data on EdLink 360?](#)

Contact: Donna.Baudoin@la.gov



Questions

Please contact louisianaleaders@la.gov with questions about principal webinars and principal newsletters.

