

ELA Guidebooks



made by teachers
FOR TEACHERS

Back to School Professional
Learning:
Let's Set the Context Videos

Objectives

By the end of this webinar, you will be able to

- explain the purpose of setting the context;
- understand how to incorporate the “Let’s Set the Context” videos into ELA Guidebooks 3-5 (2022) unit lessons; and
- integrate the “Let’s Set the Context” activities into instruction to support building background knowledge of substantive topics.



Purpose of Setting the Context

Setting the context of substantive topics provide students with

- background knowledge necessary to access a complex text.
- information that activates prior knowledge to make connections while accessing and
- new ideas with visual supports to provide access a complete


SUPPORTS



FLUENCY

Accessing Materials

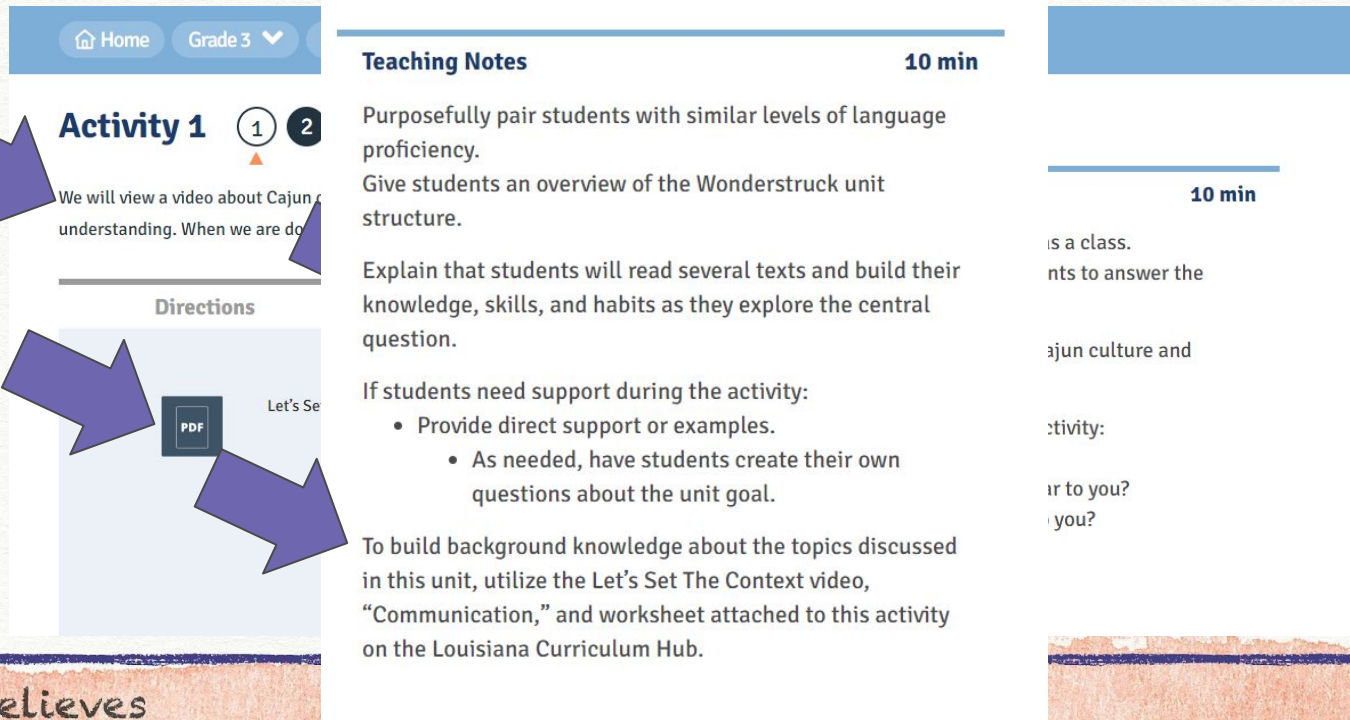
The “Let’s Set the Context” videos are located on each unit page on the [Louisiana Curriculum Hub](#).



The screenshot shows the Louisiana Curriculum Hub interface for the 'Cajun Folktales' unit. At the top, there is a navigation bar with links for Home, Grade 3, Cajun Folktales, and Overview. The main header features the unit title 'Cajun Folktales' and the question 'What can folktales teach us about how we should treat others?' alongside the 'THE WRITING REVOLUTION' logo. The 'Overview' section contains a paragraph about reading 'Lapin Plays Possum: Trickster Tales from the Louisiana Bayou' and exploring the question: 'What can folktales teach us about how we should treat others?'. Below this is the 'Unit Video Materials' section, which displays three video thumbnails with the title 'Let's Set th...'. The thumbnails are labeled 'Cajun Culture and Louisiana', 'Elements of Folktales', and 'Common Creole French Words'. On the right side, there is a vertical menu with icons and labels for 'Assessments', 'Texts', 'Teaching Guide', 'Materials', 'TWR Materials', and 'Supports'.

Correlation to Unit Lessons

The connected materials can be found attached to the recommended activity.



The screenshot shows a curriculum page for Grade 3. At the top, there are navigation links for 'Home' and 'Grade 3'. The main content area is titled 'Activity 1' and includes a description: 'We will view a video about Cajun understanding. When we are do...'. Below this is a 'Directions' section with a 'PDF' icon and the text 'Let's Set...'. To the right of the activity is a 'Teaching Notes' section with a '10 min' duration. The notes include: 'Purposefully pair students with similar levels of language proficiency. Give students an overview of the Wonderstruck unit structure. Explain that students will read several texts and build their knowledge, skills, and habits as they explore the central question. If students need support during the activity: Provide direct support or examples. As needed, have students create their own questions about the unit goal. To build background knowledge about the topics discussed in this unit, utilize the Let's Set The Context video, "Communication," and worksheet attached to this activity on the Louisiana Curriculum Hub.' On the far right, there is a '10 min' duration and a partially visible description: 'is a class. nts to answer the ajun culture and :tivity: ir to you? you?' Three purple arrows point from the left towards the 'Activity 1' title, the 'Directions' section, and the 'PDF' icon.

Home Grade 3

Activity 1

We will view a video about Cajun understanding. When we are do...

Directions

Let's Set

PDF

Teaching Notes

10 min

Purposefully pair students with similar levels of language proficiency. Give students an overview of the Wonderstruck unit structure. Explain that students will read several texts and build their knowledge, skills, and habits as they explore the central question.

If students need support during the activity:

- Provide direct support or examples.
- As needed, have students create their own questions about the unit goal.

To build background knowledge about the topics discussed in this unit, utilize the Let's Set The Context video, "Communication," and worksheet attached to this activity on the Louisiana Curriculum Hub.

10 min

is a class.
nts to answer the
ajun culture and
:tivity:
ir to you?
you?

Best Practices for Implementation

To plan for meeting the needs of your diverse learners


- preview each video when planning to teach the lesson;
- determine participation;
- provide each participating student with the corresponding student handout;
- play the video, or have students watch the video and complete the activity.



Activity Structure

Every “Let’s Set the Context” activity follows the same structure.

- Let’s Get Started
- Content Introduction
- Let’s Practice
- Let’s Review
- Content Introduction (continued)
- Let’s Practice
- Let’s Review
- Let’s Conclude



Let's Set the Context - In Action

Grade 4 - The Whipping Boy Unit - [Section 1, Lesson 1, Activity 1](#)

Activity 1 1 2 3 4 5 6 7 8 9

Home Grade 4 The Whipping Boy Overview

The Whipping Boy

What was life like in Medieval Europe living under the Feudal System?

THE WRITING REVOLUTION

Let's Set the Context Video

We will read the unit overview and informational texts to help us guide our work over the course of the unit.

answer the question.

Directions

Culminating Project

Let's Set the Context

Overview

We will read *The Whipping Boy* and informational texts under the Feudal System to help us guide our work over the course of the unit to reveal the theme.

Unit Video

The Middle Ages

Let's Set the Context

ELA Gradebooks

LET'S SET THE CONTEXT

The Middle Ages

YouTube

The Middle Ages

- Assessments
- Texts
- Teaching Guide
- Materials
- TWR Materials
- Supports

Ancient Times

1400 1500 1600

Student Handout



Let's Set the Context Video

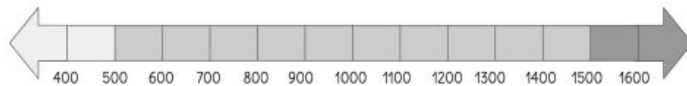
The Middle Ages

Follow along with the video. When the video tells you to stop and respond, answer the question.



Label the timeline using the word box below.

The Middle Ages	Modern Times	Ancient Times
-----------------	--------------	---------------



Let's Set the Context Video



In the chart below, use pictures or words to explain how life would have been different if you lived in the Middle Ages.


	In the Middle Ages
Education	
Hygiene	
Dining	
Clothing	

Links:

- [Let's Set the Context Video](#)

Next Steps

- Preview the “Let’s Set the Context” videos, and integrate the activities into instruction.
 - Determine implementation method.
- Check the [ELA Back to School Professional Learning Overview document](#) regularly to learn when new professional learning has been added.
 - Upcoming topic
 - Accelerating ELA
 - Previous topics
 - Interactive Supports
 - ELA Guidebooks 9-12 (2020) Mentor Sentence and Vocabulary Activity Updates



Contact ELA Guidebooks
elaguidebooks@la.gov