
*“By calling on our state’s most innovative educators, we can provide high-quality options for families quickly.”
– State Superintendent John White*

Contents Overview

Section

Introduction: The Welcome, Opportunity, and Need for You to Participate Louisiana’s Call to Action

- Welcome: The What and Why of Louisiana’s Call to Action
- How You Can Respond to Louisiana’s Call to Action
- Louisiana’s Call to Action Steps and Timeline
- Testimonials

Opportunities: Transforming Educational Options

- Charter School Opportunities
- Recovery School District Opportunities
- District Opportunities
- Leadership Development Opportunities
- Scholarship Program Opportunities
- Career and Technical Education Opportunities
- Early Childhood Opportunities

Regional Need and Opportunities: The Landscape Across Louisiana’s Regions

- Alexandria Market Region
- Baton Rouge Market Region
- Houma Market Region
- Lafayette Market Region
- Lake Charles Market Region
- Monroe Market Region
- New Orleans Market Region
- Shreveport Market Region

Recovery School District Opportunities

- RSD Eligible Schools
- Prospectively RSD Eligible Schools

Opportunities to Start New Schools in High Need Parishes

Data Appendix: Key Performance, Enrollment, and Demographic Information by District

Want to create new, quality options for students? Curious about how you can respond to the Call? Have an innovative idea that will positively impact Louisiana children? Want to nominate somebody who you think can make an impact?

We want to hear from you. Please e-mail the Louisiana Department of Education at CalltoAction@la.gov or visit [The Call](#).

#answerthecallLA

“By calling on our state’s most innovative educators, we can provide high-quality options for families quickly.”
– State Superintendent John White

How can you help prepare Louisiana’s children for the future? The Department of Education wants to hear from innovative districts, high-achieving organizations, and individuals that are passionate about education and ready to answer this call to action.

Welcome to Louisiana’s Call to Action.

The community of educators and engaged citizens reading this document have already answered one call – the call to ensure that all children have the opportunity to achieve their dreams. We invite you to reaffirm and expand that commitment by answering Louisiana’s Call to Action.

The Call is both an invitation and a challenge. We invite you to develop innovative programs and school models and challenge you to envision and invent the next generation of schools and school systems.

More than 155,000 Louisiana students currently attend a school with a D or F letter grade. Too many of our students lack access to high-quality educational options. You have the knowledge, passion, and vision to provide new opportunities for Louisiana’s children. We urge you to act.

Statewide Demand for New, Quality Options

Letter Grade (LG)	# of Students by School (LG)	% of Schools
A	~120,000	14%
B	~222,000	29%
C	~194,000	28%
D	~125,000	20%
F	~31,000	8%

Heat Map of Districts/Parishes by Letter Grade (2012-13)



This heat map (left) shows each district by letter grade. [Click here](#) for more information.

Educators have driven gains in Louisiana:

- The percent of students in schools with F letter grades has decreased by 7 percent from 2011-12 to 2012-13.
- The percent of schools with F letter grades has decreased to 8 percent in 2012-13.
- Charter schools have improved student performance across the state by an average of 50 days of additional learning in English language arts and 40 days in math.

We have made gains, but the work remains unfinished. **All of Louisiana’s children deserve access to high-quality options, regardless of socioeconomic status or geographic location.**

How You Can Respond to Louisiana's Call to Action:

Opportunities	Districts	Organizations	Individuals	Nonpublic Schools
Charter School	<p>Partner with the Department to help support your District's charter application process in spring 2014;</p> <p>Submit a Type 4 charter application in spring 2014</p>	<p>Submit a charter school application in spring 2014</p>	<p>Submit a charter school application in spring 2014</p>	
Leadership Development	<p>Submit a Believe and Succeed application to develop leaders in spring 2014;</p> <p>Provide leader apprenticeship and development opportunities in spring 2014</p>	<p>Submit a Believe and Succeed application to develop leaders in spring 2014;</p> <p>Provide leader apprenticeship and development opportunities in spring 2014</p>	<p>Submit a Believe and Succeed application to pursue a leadership development opportunity in spring 2014</p>	
School Turnaround Strategies	<p>Submit a Believe and Succeed application</p>	<p>Support a district Believe and Succeed application by providing matching funds or in-kind support in spring 2014</p>		
Career and Technical Education Focused Charter Schools		<p>Submit a charter school application with a Career and Technical Education Focus in spring 2014</p>	<p>Submit a charter school application with a Career and Technical Education Focus in spring 2014</p>	
Scholarship Programs		<p>Start a School Tuition Organization in winter 2013</p>		<p>Submit a Notice of Intent to Participate in winter 2013</p>
Expand Access to Early Childhood Education	<p>Apply to participate in the next round of Early Childhood Education pilot programs in winter 2013</p>	<p>Submit a charter school application with a Pre-K component in spring 2014;</p> <p>Apply for Early Childhood Education funding in winter 2013;</p> <p>Apply to start a Child Care Center.</p>	<p>Submit a charter school application with a Pre-K component in spring 2014;</p> <p>Apply for Early Childhood Education funding in winter 2013;</p> <p>Apply to start a Child Care Center.</p>	<p>Apply to participate in the Nonpublic Schools Early Childhood Development Program (NSECD) in winter 2013</p>

Steps and Timeline

By responding to Louisiana’s Call to Action, you will complete the first of four steps on the path to creating a new opportunity for students.



- 1) Louisiana’s Call to Action invites all districts, organizations, and individuals to learn about the opportunities to start high-quality educational options in Louisiana.
- 2) In December, the Department will release a Toolbox, which will provide districts, organizations, and individuals with critical information necessary to analyze and focus on the educational option they wish to pursue.
- 3) Following the release of the Toolbox, the Department will release an application process for proposals to create new, quality educational options.
- 4) In August 2014, the state Board of Elementary and Secondary Education (BESE) will vote on Department recommendations on new schools and grants.

We want to see you succeed. When you answer Louisiana’s Call to Action, the Department will work with you to ensure that you have access to the right resources and understand exactly what expectations you must meet. We look forward to working with you.

Want to create new, quality options for students? Curious about how you can respond to the Call? Have an innovative idea that will positively impact Louisiana children? Want to nominate somebody who you think can make an impact?

We want to hear from you. Please e-mail the Louisiana Department of Education at CalltoAction@la.gov or visit [The Call](#).

#answerthecallLA

Testimonials

Jennifer Kelly, Believe and Succeed Grantee, Leadership Development

ABOUT: Jennifer is a Louisiana native, a National Board Certified Teacher, and a 15-year teaching veteran in north Louisiana.

PLAN: Jennifer is currently enrolled in Columbia’s Summer Principals Academy, a master’s degree program that selects cohorts of educators to participate in two intensive summer sessions, which bookend a year of intensive coaching at each educator’s home school. Upon completion of her leadership development program, Jennifer plans to open an innovative charter elementary school with a balanced calendar, extensive extracurricular offerings, and an early focus on literacy and numeracy skills.

QUOTE: “When I received the Ed-Connect that announced the Believe and Succeed grant, I had no intention of becoming a principal. I hadn’t really ever thought about it. [...] In the course of about 10 minutes my 5 year plan changed and all it took was a quick visit to the Summer Principal Academy website. To me, this program embodied the kind of leadership our students need and I knew it was the place for me.”

Chakesha Scott, Education Explosion, Charter School, Approved August, 2013

ABOUT: Education Explosion, Inc. is a Louisiana based nonprofit educational organization that was founded in 2009 to provide supplemental educational services to students in Baker and the East Baton Rouge area. Since then, Education Explosion has successfully served hundreds of students in grades K-8, helping to close the achievement gap among underprivileged students in Louisiana.

PLAN: Education Explosion first applied to open a charter school in Baker in the spring of 2012. In August 2013, on their second try to BESE, Education Explosion was authorized to open a Core Knowledge elementary charter school that will serve grades K-5. The school, Impact Charter Elementary School, will provide a much-needed option to students in the City of Baker, where all non-magnet elementary schools have a letter grade of F. Impact's mission is to provide a rigorous Core Knowledge education for all students in a safe, supportive, and challenging learning environment.

FAVORITE QUOTE: Chakesha Scott, MBA is the Founder/CEO of Education Explosion, Inc. and Impact Charter Elementary School. She believes in the saying: "Education is the most powerful weapon you can use to change the world." ~Nelson Mandela

Rapides Parish, District Opportunity and Believe and Succeed Grantee

PLAN: When new superintendent Tony Authement took over as superintendent in the summer of 2013, ten Rapides Parish schools had F letter grades. On behalf of Rapides parish, Superintendent Authement applied for and was awarded a Believe and Succeed grant that will fund the training of promising leaders through a program organized by the University of Washington's Center for Educational Leadership. Leadership candidates will develop strategies to turn around F schools during the course of their program, and upon program completion Rapides Parish will empower them to lead the district's lowest performing schools.

QUOTE: "As Superintendent of schools in Rapides, I recognize that in order to move our failing schools forward, particularly with the increased rigor of Common Core, we must lead differently. That means that we must build the capacity of identified emerging leadership who have the ability to define what high quality instructional practice looks like and who understand the best ways to improve instructional practice. Further, our emerging leadership must have the ability create collaborative cultures that serve as the basis for improving the professional practice of our teachers. In summation, it is through strong instructional leadership and through the improved professional practice of our teachers that we will improve student outcomes and move our failing schools forward." – Superintendent of Rapides, Tony Authement

CHARTER SCHOOL OPPORTUNITIES

The Louisiana Department of Education is looking for those individuals and organizations that want to propose an innovative charter school plan. Charter schools provide families with the opportunity to select the school model that best fits the needs of their children that are led by those who are closest to those children.

Students in Louisiana charter schools consistently outperform their peers. According to a recent study conducted by Stanford University, students enrolled in Louisiana charter schools achieved academic gains equivalent to at least 50 additional days in reading and 40 additional days in math, compared to students enrolled in Louisiana traditional public schools.

Charter schools provide leaders and organizations the autonomy to launch innovative schools in our districts. In exchange, charter schools agree to meet high standards of accountability. Louisiana has created an environment conducive to the success of charter schools, including one of the nation's top ranked charter school laws.

Charter management organizations (CMOs) in Louisiana have already launched several innovative school models: a) college preparatory schools; b) schools for credit recovery; c) arts-based schools; d) schools focused on Career and Technical Education (CTE); e) schools for students with specific disabilities.

Please visit [here](#) or contact David.Shepard@la.gov if you are interested in launching a new charter school.

SPOTLIGHT ON: *Lake Charles Charter Academy*

ABOUT: *Lake Charles Charter Academy, a Charter USA school, opened in 2011 and serves over 850 students in grades K-8. The school has earned a letter grade of C in 2012-13 and serves an at-risk population of 84%, far exceeding the 67% required in their charter agreement.*

PLAN: *The Lake Charles Charter Academy is on track to an A letter grade. Lake Charles Charter Academy provides not only a high-quality education focusing on meeting each students' needs, but also strives to instill a lifelong love of learning as students prepare for their future. Leadership is a focus point from the moment each child enters kindergarten until they leave in eighth grade. Lake Charles and its partner school, Southwest Louisiana Charter Academy, were approved to open a high school in 2014-15.*

RECOVERY SCHOOL DISTRICT OPPORTUNITIES

Every child should have access to a quality public school, regardless of where they live, and no child should be forced to attend a perpetually low-performing school. The mission of the Recovery School District (RSD) is to turn around low-performing schools statewide and give children in those neighborhoods a high-quality choice for public education. The Louisiana Department of Education encourages you to develop a proposal to transform a historically low-performing school by launching a high-performing charter school in a turn around effort.

The Recovery School District may assume control of any school that receives a failing grade for four or more consecutive years. By submitting a charter proposal you have the opportunity to participate in enacting the RSD's strategy of empowering high-quality charter operators to replace low-performing schools. Additionally, there may be opportunities to submit a charter proposal for a turn around effort if a school has earned a D or F letter grade for three consecutive years. This is done through and by coordination of parents, in the [parent petition](#).

Since 2009, the RSD has increased the proficiency level of students in New Orleans by 20 percent, almost double any other district over that time. Yet the challenge remains across the state. During the 2013-14 school year, over 4,500 students will attend RSD-eligible or currently RSD Direct-Run schools. Approximately 20,000 more students currently attend schools that may become RSD-eligible by the fall of 2017. [Click here](#) to see a complete list of schools that are currently RSD-eligible and may become eligible in the future.

Please visit [here](#) or contact Brady.Shannon@la.gov if you are interested in becoming part of the RSD's strategy to turn around historically failing schools across the state. Please contact Noah.Devine@la.gov if you are interested in learning more about opportunities to turn around schools that have been a D or F for three consecutive years through the parent petition process.

SPOTLIGHT ON: Arthur Ashe Charter School

ABOUT: Arthur Ashe Charter School, A FirstLine, Inc. school, opened in 2007 and currently serves over 400 students in grades K-8. As Ashe enters its seventh year of operation, the school has built a strong reputation for excellence in combining whole class, computer-assisted, small group, and on-on-one instruction to meet the academic, social, and behavioral needs of all students.

PLAN: Ashe strives to academically and socially prepare 100 percent of students for college, careers, and a successful life. Through personalized learning labs and more individualized instruction, Ashe challenges all students, with ~20 percent of their students being students with disabilities. Academic results from 2012-13 make Ashe's successes obvious- while earning a B school letter grade, 74.5 percent of all students met the proficiency mark on state tests.

DISTRICT OPPORTUNITIES

School district leaders devote their lives to ensuring students succeed. They understand the obstacles their students face. They know which local resources are available to overcome those obstacles and which solutions will best serve their students.

If you are a district leader, the Louisiana Department of Education encourages you to consider how state resources can ensure that your plan to turn around struggling schools succeeds.

You may propose new uses for state resources in your district or you may follow best practice models that other districts have already forged. In the 2013-2014 school year, districts have partnered with the state to develop leaders, recruit nationally-renowned turnaround specialists, articulate district-wide needs, and run rigorous charter school application processes.

Please visit [here](#) or contact David.Shepard@la.gov to learn more about opportunities for districts to partner with the state.

SPOTLIGHT ON: *The Rapides and Orchard Foundation*

ABOUT: *The Rapides Foundation, established in 1994, stems from a legacy of healthcare and community service that spans ten decades. In 2004, the Rapides Foundation created a local education fund, the Orchard Foundation, to focus on improving educational opportunities in Central Louisiana by partnering with school districts, local businesses, and communities.*

PLAN: *The Orchard Foundation partnered with two districts in Central Louisiana- Avoyelles and Natchitoches Parishes- to apply for and receive a Believe and Succeed leadership development grant. Both districts will fund the training of promising leaders in nationally known leadership development programs so that upon the completion of their programs, the district can empower highly qualified leaders to operate their most struggling schools.*

QUOTE: *"The Believe and Succeed funds will allow us to intensify and expand our existing leadership development programs in the districts that need it the most. We will be able to focus on our struggling schools and provide them with the resources they need to improve the educational attainment of their students." – Dr. Marjorie Taylor,*

LEADERSHIP DEVELOPMENT OPPORTUNITIES

At the core of every successful school is a strong school leader. If you envision yourself leading a new school for traditionally marginalized students in Louisiana, The Louisiana Department of Education may be able to sponsor your training.

Leadership candidates will have the opportunity to select the development experience that best meets their needs.

During the 2012-13 school year the Department awarded leadership development grants to subsidize the development of twelve individuals planning to launch new schools. Leaders chose to enroll in: apprenticeships at high-performing schools; traditional graduate programs; alternative leadership development programs; and a self-designed professional development experience.

Please visit [here](#) or contact Brian.Darrow@la.gov to learn more about leadership development opportunities.

SPOTLIGHT ON: *Aleashia Clarkston*

ABOUT: Aleashia is a Louisiana native and a nine-year teaching veteran. She is currently pursuing her doctorate in educational leadership.

PLAN: Aleashia developed a school leader apprenticeship program in partnership with the leader of Acadiana High School, a high-performing high school in Lafayette. Upon the completion of her apprenticeship she plans to launch a CTE-focused high school. Aleashia's apprenticeship is fully funded by a state Believe and Succeed grant that she received.

QUOTE: *"The principal apprenticeship will provide significant opportunities for me to synthesize, apply knowledge, practice, and develop new leadership skills."*

SCHOLARSHIP PROGRAM OPPORTUNITIES

Empowering children to choose the educational option that will best prepare them for future success is central to Louisiana's educational philosophy. Scholarship opportunities empower families with choice. The Louisiana Department of Education encourages you to apply to participate in one of the several school choice programs.

The Louisiana Scholarship Program

The Louisiana Scholarship Program provides low-income students entering kindergarten or attending a C, D, or F school the opportunity to attend a participating school of their choice. In 2013-14, 6,775 students, all from low-income families, are participating in the Louisiana Scholarship Program, an increase of over 35 percent from 2012-13. Families have signaled their support for the program, with 90 percent of families reporting satisfaction with their children's school.

Even with this growth, opportunity still remains: nearly 12,000 students applied to participate in the scholarship program for the 2013-14 school year. There are over 700 public schools with C, D, or F letter grades and low-income students at these schools are eligible for the Louisiana Scholarship Program. Despite this high demand, only a third of current state approved nonpublic schools participate in the LA Scholarship Program.

If your school is interested in participating in the Louisiana Scholarship Program for the first time or expanding participation, please contact Lauren.Perry@la.gov.

Additional Opportunities

Nonpublic schools can also provide children with additional academic options through:

- ***Tuition Donation Rebate Program:*** The Tuition Donation Rebate (TDR) Program provides the opportunity for non-profit organizations and nonpublic schools to directly impact low-income students within their communities across the state. Through the Tuition Donation Rebate Program, non-profit organizations, called School Tuition Organizations, collect and use private donations to fund scholarships for low-income students to attend qualified nonpublic schools. Donors receive a rebate after their donation funds a student scholarship.
- ***School Choice Program for Certain Students with Disabilities:*** The School Choice Program for Certain Students with Disabilities provides educational certificates to students with disabilities to attend the participating nonpublic school that will best address their needs.
- ***The National School Early Childhood Development (NSECD) Program:*** The Nonpublic School Early Childhood Development Program reimburses participating nonpublic schools throughout the state of Louisiana for providing low-income, four-year old children with pre-kindergarten classes, before and after school enrichment activities, and social services to support development.

If you are interested in participating in the Tuition Donation Rebate Program or the School Choice Program for Certain Students with Disabilities, please contact Lauren.Perry@la.gov.

If you are interested in participating in the NSECD program, please contact Derek.Little@la.gov.

SPOTLIGHT ON: *St. Benedict the Moor*

LOCATION: *New Orleans, LA*

ABOUT: *St. Benedict the Moor has participated in the Louisiana Scholarship Program since 2008 and enrolls 63 scholarship students for the 2013-14 school year. 80 percent of St. Benedict scholarship students tested during the 2012-13 school year scored basic or above on the state assessments (LEAP/iLEAP), which is 11 percent higher than the state average. St. Benedict is providing low-income students in the New Orleans area with a high-quality private school option.*

CAREER TECHNICAL EDUCATION (CTE) OPPORTUNITIES

Career Technical Education (CTE) provides a unique opportunity to offer the foundational skills training and technical preparation students need to enter the workforce.

Currently, 25 percent of Louisiana students do not graduate from high school in four years. Of those that do graduate, only 50 percent pursue a college degree. This means the majority of youth across our state are leaving high school without the skills or training necessary to obtain viable jobs. While the majority of Louisiana occupations do not require a four-year college degree, most of them require specialized certification or an associate's degree.

The Louisiana Department of Education seeks to recruit individuals and organizations willing to forge strong partnerships in order to launch industry-aligned CTE schools across the state. Such schools will work to ensure students are equipped with the behavioral, academic, and technical skills necessary to obtain careers in high-value industries with robust job demand.

CTE schools will ensure that every student graduates from high school fully equipped to pursue post-secondary education and/or enter the workforce with a relevant industry-based certification and the training necessary to succeed.

We need dedicated individuals who believe in our vision of career readiness for all high school graduates. If you are interested in becoming a catalyst to prepare students for career success, please contact Ashley.Aleman@la.gov.

DATA SPOTLIGHT:

“81% of students don't end up with a four-year college degree and more than half of our state's jobs are technical, requiring training and technical education after high school, but not a university degree.” – Superintendent White

SCHOOL DESIGN:

*For more information regarding CTE/Early College and Career school design principles, please refer to *STEM Pathways to College and Career Schools: A Development Guide* which can be accessed [here](#).*

EARLY CHILDHOOD OPPORTUNITIES

Quality early childhood services are paramount to ensuring that all of Louisiana's children enter kindergarten ready to succeed. The Louisiana Department of Education encourages you to submit a proposal that will positively impact the educational readiness of Louisiana's children.

The need for quality early childhood options is perhaps the state's most urgent need. In Louisiana, only 54 percent of students enter kindergarten academically and developmentally ready to succeed. Approximately 10,000 children from low-income families lack basic access to quality early childhood providers.

Louisiana needs quality early childhood providers to help meet the pressing demand and to serve as the foundation in preparing our children for life-long success. Educators wishing to expand access for children to high-quality early childhood can do so by participating in one of several programs, including: 1) the Nonpublic Schools Early Childhood Development Program (NSECD) for nonpublic schools and child care providers; 2) LA 4 Early Childhood Program for districts and charter schools; and 3) the Child Care Assistance Program for qualified child care providers.

All schools and organizations wishing to provide quality early childhood educational options to Louisiana families should submit an application to participate in one of the above-mentioned programs this winter. Interested schools and organizations should contact Derek.Little@la.gov.

SPOTLIGHT ON: *Southdowns, Westdale Heights (LA 4), Hammond Eastside, and Young Years Children's Education Center.*

PERFORMANCE: *In East Baton Rouge Parish, Southdown and Westdale Heights (LA4), and Hammond Eastside, in Tangipahoa Parish, all had DIBELS scores above 90 percent.*

INCLUSION: *In Caddo Parish, Young Years Children's Education Center (CCAP), a 3 star center, has partnered with the Caddo Parish early childhood pilot network and has a strong history of accepting children with disabilities.*

Regional Need and Opportunities: The Landscape Across Louisiana's Regions

The Department of Education is aware of regional needs, demand, and opportunity across the State of Louisiana. This aspect of the Louisiana's Call to Action examines those needs through the Regional Labor Market Area (RLMA) lens, which divides the state into 8 defined regions: New Orleans, Lafayette, Baton Rouge, Houma, Lake Charles, Alexandria, Shreveport, and Monroe.

This regional framework reflects a diversity of educational needs across the state- the Call invites local and national educators, organizations, schools, and districts to meet these needs.

Region	# of Districts	# of Students	# of D/F Students	# of C Students	% FRL	% of Students Outside City-Parish Area	D/F Districts
Alexandria Market Region	8	53,555	12,930	11,787	68.6%	55.3%	0
Baton Rouge Market Region	15	145,825	38,649	35,068	68.5%	70.5%	3
Houma Market Region	3	37,003	3,305	13,457	64.1%	50%	0
Lafayette Market Region	8	102,508	21,916	39,235	68.2%	70.2%	1
Lake Charles Market Region	5	49,826	5,352	9,838	58.6%	35.3%	0
Monroe Market Region	12	51,761	18,058	12,729	62.2%	83.4%	5
New Orleans Market Region	9	154,125	22,802	42,711	70.2%	43.8%	0
Shreveport Market Region	10	98,014	30,182	27,076	62.2%	57.9%	1

Alexandria Market Region

The Alexandria Regional Labor Market Area consists of 8 school districts serving approximately 54,000 students. Located in the central part of the state, children in the region have a 68.6 percent average proficiency rate and attend 35 D or F letter grade schools. Through Louisiana’s Call to Action we encourage you to develop a proposal to meet the needs of children in this region, through one of the many **opportunities** offered.

Academic Information

	DPS	Enrollment	Enrollment: F Schools	D/F Schools	% Proficient ¹
TOTAL	-----	53,555	2,777	35	68.6%
Avoyelles	71.9	5,979	0	8	53.6%
Catahoula	76.1	1,514	0	1	65.6%
Concordia	81.9	3,814	795	5	63.3%
Grant	89.9	3,288	32	2	72.2%
LaSalle	88.6	2,640	0	1	76.3%
Rapides	75.7	23,984	1,950	18	66.5%
Vernon	105	9,829	0	0	82.1%
Winn	89.1	2,507	0	0	67.7%



Regional Snapshot

	LG	# of Charter Schools ²	# of Scholarship Schools	Population	Job Demand by Industry
TOTAL	-----	3	0	310,526	(1) Health Science (2) Transportation, Distribution & Logistics (3) Business Management & Administration
Avoyelles	C	2	0	41,632	
Catahoula	C	0	0	10,292	
Concordia	C	1	0	20,365	
Grant	B	0	0	22,068	
LaSalle	B	0	0	14,927	
Rapides	C	0	5	132,373	
Vernon	A	0	0	53,869	
Winn	B	0	0	15,000	

¹ Not inclusive of EOC data.

² Includes all district and state authorized charter schools.

Baton Rouge Market Region

The Baton Rouge Regional Labor Market Area consists of 15 school districts serving approximately 145,000 students. Located in the southeast part of the state, children in the region have a 68.8 percent average proficiency rate and attend 84 D or F letter grade schools. Through Louisiana’s Call to Action we encourage you to develop a proposal to meet the needs of children in this region, through one of the many **opportunities** offered.

Academic Information

	DPS	Enrollment	Enrollment: F Schools	D/F Schools	% Proficient ³
TOTAL	-----	145,825	10,643	84	68.8%
Ascension	104.9	20,932	975	3	78.8%
Central Community	101.3	4,315	0	0	86.2%
City of Baker	62.7	1,753	676	4	41.5%
City of Bogalusa	65.1	2,108	217	3	49.9%
East Baton Rouge	80.3	42,334	2,730	36	62.0%
East Feliciana	72.9	2,000	380	3	57.2%
Iberville	78.7	4,585	0	0	64.8%
Livingston	91.1	25,293	0	1	81.3%
Pointe Coupee	73.8	2,896	758	1	57.8%
St. Helena	45.2	792	792	2	37.0%
Tangipahoa	77.6	19,784	2,606	19	59.4%
Washington	86.4	5,426	0	2	65.0%
West Baton Rouge	86.5	3,896	0	3	69.9%
West Feliciana	103.1	2,137	0	0	82.4%
Zachary Community	109.1	5,335	0	0	89.1%
RSD-EBR	55.3	2,239	1,509	6	40.5%



³ Not inclusive of EOC data.

Baton Rouge Market Region

Regional Snapshot

	LG	# of Charter Schools ⁴	# of Scholarship Schools	Population	Job Demand by Industry
TOTAL	-----	15	35	1,471,022	
Ascension	A	0	3	112,286	
Central Community	A	0	1	N/A	
City of Baker	D	0	0	13,895	
City of Bogalusa	D	1	1	12,232	(1) Architecture & Construction
East Baton Rouge	C	12	20	444,526	
East Feliciana	C	1	0	20,008	
Iberville	C	0	2	33,228	(2) Manufacturing
Livingston	B	0	0	131,942	
Pointe Coupee	C	0	2	22,726	
St. Helena	F	0	0	11,071	(3) Health Science
Tangipahoa	C	0	4	123,441	
Washington	B	0	0	46,670	
West Baton Rouge	B	0	1	24,106	
West Feliciana	A	0	0	15,405	
Zachary Community	A	0	1	14,960	
RSD-EBR	D	1	N/A	N/A	

⁴ Includes all district and state authorized charter schools.

Houma Market Region

The Houma Regional Labor Market Area consists of 3 school districts serving approximately 37,000 students. Located in the southeast part of the state, children in the region have a 70.3 percent average proficiency rate and attend 10 D or F letter grade schools. Through Louisiana’s Call to Action we encourage you to develop a proposal to meet the needs of children in this region, through one of the many **opportunities** offered.

Academic Information

	DPS	Enrollment	Enrollment: F Schools	D/F Schools	% Proficient ⁵
TOTAL	-----	37,003	32	10	70.3%
Assumption	86.7	3,799	0	3	65.7%
Lafourche	94.3	14,585	0	0	70.8%
Terrebonne	90.9	18,619	32	7	70.8%



Regional Snapshot

	LG	# of Charter Schools ⁶	# of Scholarship Schools	Population	Job Demand by Industry
TOTAL	-----	3	7	231,948	(1) Manufacturing (2) Architecture & Construction (3) Transportation, Distribution & Logistics
Assumption	B	0	1	23,026	
Lafourche	B	3	5	97,029	
Terrebonne	B	0	1	111,893	

⁵ Not inclusive of EOC data.

⁶ Includes all district and state authorized charter schools.

Lafayette Market Region

The Lafayette Regional Labor Market Area consists of 8 school districts serving approximately 103,000 students. Located in the central-southern part of the state, children in the region have a 67.8 percent average proficiency rate and attend 45 D or F letter grade schools. Through Louisiana's Call to Action we encourage you to develop a proposal to meet the needs of children in this region, through one of the many **opportunities** offered.

Academic Information

	DPS	Enrollment	Enrollment: F Schools	D/F Schools	% Proficient ⁷
TOTAL	-----	102,508	1,804	45	67.8%
Acadia	87.3	9,931	0	4	65.9%
Evangeline	76.6	6,098	144	1	71.9%
Iberia	86.9	13,873	228	5	67.9%
Lafayette	90.5	30,583	587	11	68.8%
St. Landry	69	14,807	845	12	61.8%
St. Martin	85.1	8,347	0	5	64.8%
St. Mary	90.5	9,409	0	6	70.2%
Vermillion	96.5	9,460	0	1	72.8%



Regional Snapshot

	LG	# of Charter Schools ⁸	# of Scholarship Schools	Population	Job Demand by Industry
TOTAL	-----	2	8	645,484	(1) Manufacturing (2) Architecture & Construction (3) Health Science
Acadia	B	0	0	61,912	
Evangeline	C	0	0	33,710	
Iberia	B	0	0	73,999	
Lafayette	B	0	4	227,055	
St. Landry	D	1	2	83,662	
St. Martin	B	0	0	52,726	
St. Mary	B	1	1	53,697	
Vermillion	B	0	1	58,723	

⁷ Not inclusive of EOC data.

⁸ Includes all district and state authorized charter schools.

Lake Charles Market Region

The Lake Charles Regional Labor Market Area consists of 5 school districts serving approximately 50,000 students. Located in the southwest part of the state, children in the region have a 74.6 percent average proficiency rate and attend 14 D or F letter grade schools. Through Louisiana’s Call to Action we encourage you to develop a proposal to meet the needs of children in this region, through one of the many **opportunities** offered.

Academic Information

	DPS	Enrollment	Enrollment: F Schools	D/F Schools	% Proficient ⁹
TOTAL	-----	49,826	182	14	74.6%
Allen	88.3	4,340	0	0	76.7%
Beauregard	88.3	6,081	0	0	72.9%
Calcasieu	94.7	32,259	182	14	74.5%
Cameron	89.7	1,279	0	0	73.5%
Jefferson Davis	88.9	5,867	0	0	75.8%



Regional Snapshot

	LG	# of Charter Schools ¹⁰	# of Scholarship Schools	Population	Job Demand by Industry
TOTAL	-----	2	0	294,447	(1) Manufacturing (2) Architecture & Construction (3) Transportation, Distribution & Logistics
Allen	B	0	0	25,539	
Beauregard	B	0	0	36,281	
Calcasieu	B	2	2	194,493	
Cameron	B	0	0	6,702	
Jefferson Davis	B	0	0	31,432	

⁹ Not inclusive of EOC data.

¹⁰ Includes all district and state authorized charter schools.

Monroe Market Region

The Monroe Regional Labor Market Area consists of 12 school districts serving approximately 52,000 students. Located in the northeast part of the state, children in the region have a 65.6 percent average proficiency rate and attend 48 D or F letter grade schools. Through Louisiana’s Call to Action we encourage you to develop a proposal to meet the needs of children in this region, through one of the many **opportunities** offered.

Academic Information

	DPS	Enrollment	Enrollment: F Schools	D/F Schools	% Proficient ¹¹
TOTAL	-----	51,761	4,338	48	65.6%
Caldwell	77.1	1,638	0	1	66.5%
City of Monroe	69.6	8,593	896	10	63.3%
East Carroll	72.1	1,150	0	2	51.2%
Franklin	61.6	3,195	0	2	59.7%
Jackson	88.5	2,272	0	1	65.2%
Madison	50.5	1,883	1,075	4	41.7%
Morehouse	63.2	4,352	764	8	55.4%
Ouachita	95.3	19,994	711	7	75.7%
Richland	74.0	3,454	715	6	55.9%
Tensas	54.2	680	177	3	45.6%
Union	70.8	2,355	0	4	52.5%
West Carroll	82.2	2,195	0	0	74.4%



¹¹ Not inclusive of EOC data.

Monroe Market Region

Regional Snapshot

	LG	# of Charter Schools ¹²	# of Scholarship Schools	Population	Job Demand by Industry
TOTAL	-----	7	9	358,004	
Caldwell	C	0	1	10,004	
East Carroll	C	0	0	7,526	
Franklin	D	0	1	20,561	(1) Health Science
Jackson	B	0	0	16,216	
Madison	D	1	0	12,154	(2) Business Management & Administration
Morehouse	D	1	0	27,559	
Ouachita	B	0	3	155,363	
Richland	C	1	0	20,921	(3) Transportation, Distribution & Logistics
Tensas	D	0	0	4,954	
Union	C	2	1	22,419	
West Carroll	C	0	0	11,512	
City of Monroe	D	2	3	48,815	

¹² Includes all district and state authorized charter schools.

New Orleans Market Region

The New Orleans Regional Labor Market Area consists of 9 school districts serving approximately 154,000 students. Located in the southeast part of the state, children in the region have a 71.3 percent average proficiency rate and attend 55 D or F letter grade schools. Through Louisiana’s Call to Action we encourage you to develop a proposal to meet the needs of children in this region, through one of the many **opportunities** offered.

Academic Information

	DPS	Enrollment	Enrollment: F Schools	D/F Schools	% Proficient ¹³
TOTAL	-----	154,125	3,374	54	71.3%
Jefferson	85.9	45,661	804	18	66.0%
Orleans	108.2	11,267	0	3	83.4%
Plaquemines	95.0	3,895	0	2	82.8%
St. Bernard	101.5	6,702	158	1	78.9%
St. Charles	104.3	9,708	0	0	82.4%
St. James	88.8	3,755	0	1	70.9%
St. John the Baptist	80.4	6,038	0	4	61.9%
St. Tammany	104.6	37,467	0	1	81.5%
RSD- N.O.	71.9	29,632	2,412	24	57.2%



Regional Snapshot

	LG	# of Charter Schools ¹⁴	# of Scholarship Schools	Population	Job Demand by Industry
TOTAL	-----	85	57	1,227,096	(1) Health Science (2) Business Management & Administration (3) Architecture & Construction
Jefferson	B	7	13	433,676	
Orleans	A	77	28	369,250	
Plaquemines	B	1	0	23,921	
St. Bernard	A	0	1	41,635	
St. Charles	A	0	2	52,681	
St. James	B	0	1	21,722	
St. John the Baptist	C	0	6	44,758	
St. Tammany	A	0	6	239,453	
RSD-N.O.	C	58	N/A	N/A	

¹³ Not inclusive of EOC data.

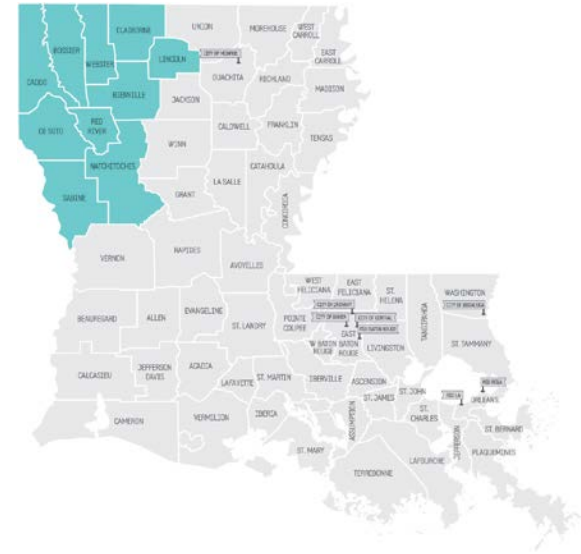
¹⁴ Includes all district and state authorized charter schools.

Shreveport Market Region

The Shreveport Regional Labor Market Area consists of 10 school districts serving approximately 98,000 students. Located in the northwest part of the state, children in the region have a 64.9 percent average proficiency rate and attend 65 D or F letter grade schools. Through Louisiana’s Call to Action we encourage you to develop a proposal to meet the needs of children in this region, through one of the many **opportunities** offered.

Academic Information

	DPS	Enrollment	Enrollment: F Schools	D/F Schools	% Proficient ¹⁵
TOTAL	-----	98,014	8,097	65	64.9%
Bienville	83.6	2,329	15	3	61.0%
Bossier	96.6	21,490	0	3	75.6%
Caddo	79.4	41,239	6,691	36	59.9%
Claiborne	66.5	1,930	497	5	48.3%
DeSoto	89.3	5,189	0	1	69.0%
Lincoln	94.2	6,600	186	3	70.0%
Natchitoches	79.1	6,749	616	8	57.5%
Red River	77.7	1,483	92	2	58.4%
Sabine	81.0	4,344	0	1	72.2%
Webster	82.8	6,661	0	3	63.7%



Opportunity, Area, and Industry Information, Area, and Industry Information

	LG	# of Charter Schools ¹⁶	# of Scholarship Schools	Population	Job Demand by Industry
TOTAL	-----	2	3	597,794	(1) Health Science (2) Business Management & Administration (3) Transportation, Distribution & Logistics
Bienville	C	0	0	14,076	
Bossier	B	0	0	122,197	
Caddo	C	2	3	257,093	
Claiborne	D	0	0	16,828	
DeSoto	B	0	0	26,963	
Lincoln	B	0	0	46,953	
Natchitoches	C	0	0	39,436	
Red River	C	0	0	8,983	
Sabine	C	0	0	24,325	
Webster	C	0	0	40,940	

¹⁵ Not inclusive of EOC data.

¹⁶ Includes all district and state authorized charter schools.

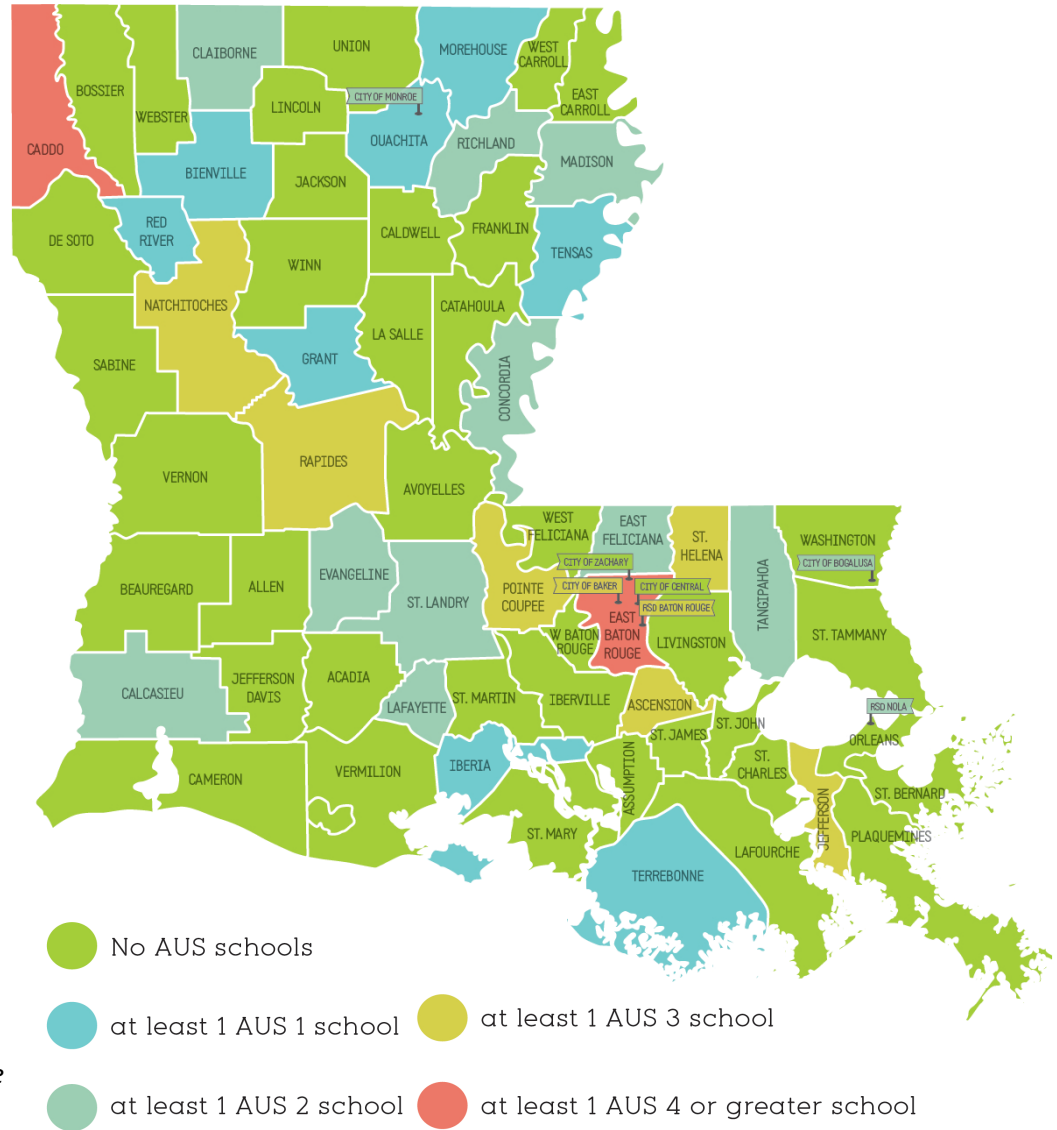
Recovery School District Opportunities:

Over 30,000 children in Louisiana attend a school with an F letter grade in the state’s accountability system. The Recovery School District (RSD) seeks to ensure that these children have access to high-quality educational options by transforming and/or replacing schools that persistently earn an F letter grade. Local and national charter school organizations can help transform these schools by submitting a proposal to turn around or replace one or more currently or prospectively eligible schools.

For the 2014-15 school year, there are several schools that are eligible for transformation: we seek proposal for currently RSD direct-run schools, RSD eligible schools, and prospectively RSD eligible schools. Of note, prospectively RSD eligible schools do not become RSD eligible if they receive a non-F letter grade in the forthcoming years. In Louisiana, a school is eligible for transformation by the RSD if it has received an F letter grade for four consecutive years. The number of years a school has received an F letter grade is its Academically Unacceptable Status (AUS); if a school has received an F letter grade for four consecutive years it will be AUS 4.

User Guide:

The list of Academically Unacceptable Status schools across the state, along with performance, configuration, and demographic information, is contained in this document. The list is broken down into two sections by region: schools that are currently opportunities and schools that may prospectively be eligible for RSD transformation. For schools that may be eligible for RSD transformation, the year in which they may be eligible is noted.



RSD Eligible Schools

School Name	District/Parish	Grade Configuration	2012-13 AUS Status	Letter Grade	SPS	Enrollment	% FRL	% SPED	RSD Eligible Year ¹
Fair Park College Preparatory Academy	Caddo Parish	7-12	AUS 7	F	43.5	1192	84.1%	13.5%	2014-15
Woodlawn Leadership Academy	Caddo Parish	7-12	AUS 7	F	40.3	1076	85.7%	13.6%	2014-15
Atkins Technology Elementary School	Caddo Parish	PK-5	AUS 4	F	45	395	96.7%	9.2%	2014-15
Midway Professional Development Center	Caddo Parish	PK-5	AUS 4	F	48.1	291	96.9%	11.3%	2014-15
Glen Oaks Middle School	RSD Direct-Run (East Baton Rouge Parish)	6-8	Not in AUS	D	50.6	209	100.0%	16.7%	2014-15
Istrouma Senior HS	RSD Direct-Run (East Baton Rouge Parish)	9-12	AUS 1	F	21.3	385	99.5%	12.0%	2014-15
Linear Leadership Academy	RSD Direct-Run (Caddo Parish)	6-8	AUS 3	F	37.7	154	98.7%	7.6%	2014-15
Sarah T. Reed HS	RSD Direct-Run (Orleans Parish)	11-12	Not in AUS	D	56.7	259	75.7%	17.3%	2014-15
Pointe Coupee Central High School	RSD Direct-Run (Pointe Coupee)	7-12	AUS 1	F	24.6	240	100.0%	14.4%	2014-15
St. Helena Central Middle School	RSD Direct-Run (St. Helena)	5-8	AUS 3	F	34.2	310	100.0%	16.1%	2014-15

¹ Note: for the currently RSD Direct-Run schools this is better termed the year of potential transformation.

Prospectively RSD Eligible Schools

School Name	District/Parish	Grade Configuration	2012-13 AUS Status	Letter Grade	SPS	Enrollment	% FRL	% SPED	Prospective RSD Eligible Year
Woodmere Elementary School	Jefferson Parish	PK-5	AUS 3	F	43.8	530	96.2%	8.7%	2015-16
Baker Heights Elementary School	City of Baker	PK-5	AUS 3	F	49.5	379	77.3%	11.1%	2015-16
Bakerfield Elementary School	City of Baker	PK-5	AUS 3	F	30.4	297	85.2%	11.1%	2015-16
Werner Park Elementary School	Caddo Parish	PK-5	AUS 3	F	46.7	474	94.5%	8.5%	2015-16
Westwood Elementary School	Caddo Parish	PK-5	AUS 3	F	31.8	459	96.7%	10.7%	2015-16
George L. Parks Elementary & Middle School	Natchitoches Parish	PK-8	AUS 3	F	40.8	523	99.4%	11.9%	2015-16
Rosenwald Elementary School	Pointe Coupee Parish	PK-6	AUS 3	F	47.1	405	99.3%	9.2%	2015-16
St. Helena Central Elementary School	St. Helena Parish	PK-4	AUS 3	F	40.5	518	93.8%	13.0%	2015-16
St Helena Central High School	St. Helena Parish	9-12	AUS 3	F	48	274	88.7%	14.6%	2015-16

Prospectively RSD Eligible Schools

School Name	District/Parish	Grade Configuration	2012-13 AUS Status	Letter Grade	SPS	Enrollment	% FRL	% SPED	Prospective RSD Eligible Year
Lowery Elementary School	Ascension Parish	3-5	AUS 2	F	46.5	397	96.0%	16.4%	2016-17
Caddo Middle Career and Technology School	Caddo Parish	6-8	AUS 2	F	44.6	654	92.7%	11.0%	2016-17
Lakeshore Elementary School	Caddo Parish	PK-5	AUS 2	F	28.5	547	95.8%	9.0%	2016-17
Queensborough Elementary School	Caddo Parish	PK-5	AUS 2	F	42.4	409	98.5%	8.3%	2016-17
Reynaud Middle School	Calcasieu Parish	6-8	AUS 2	F	40.3	182	87.9%	17.1%	2016-17
Bogalusa Middle School	City of Bogalusa	5-8	AUS 2	F	45.1	217	96.8%	20.3%	2016-17
Carroll Junior High School	City of Monroe	7-8	AUS 2	F	47.7	308	91.9%	8.8%	2016-17
Homer Elementary School	Claiborne Parish	PK-5	AUS 2	F	49.7	497	93.0%	16.7%	2016-17
Ferriday Upper Elementary School	Concordia Parish	3-5	AUS 2	F	47.5	357	97.8%	13.4%	2016-17
Claiborne Elementary School	East Baton Rouge	PK-5	AUS 2	F	45.8	788	98.7%	7.0%	2016-17
Clinton Elementary School	East Feliciana Parish	PK-5	AUS 2	F	42.1	380	90.8%	12.6%	2016-17

Prospectively RSD Eligible Schools

School Name	District/Parish	Grade Configuration	2012-13 AUS Status	Letter Grade	SPS	Enrollment	% FRL	% SPED	Prospective RSD Eligible Year
J.W. Faulk Elementary School	Lafayette Parish	PK-5	AUS 2	F	34.4	587	11.2%	2016-17	2016-17
Tallulah Elementary School	Madison Parish	PK-5	AUS 2	F	47.7	415	82.2%	8.7%	2016-17
Upper Pointe Coupee Elementary School	Pointe Coupee Parish	PK-8	AUS 2	F	47.8	353	98.9%	13.1%	2016-17
W.O. Hall Elementary School	Rapides Parish	PK-5	AUS 2	F	47.8	221	95.0%	13.6%	2016-17
Hadnot-Haynes Elementary School	Rapides Parish	PK-5	AUS 2	F	46.3	248	97.6%	10.5%	2016-17
D.F. Huddle Elementary New Vision Academy	Rapides Parish	PK-5	AUS 2	F	47.3	373	97.9%	8.0%	2016-17
Arthur F. Smith Middle Magnet School	Rapides Parish	6-8	AUS 2	F	44.8	437	93.6%	15.1%	2016-17
Delhi Elementary School	Richland Parish	K-4	AUS 2	F	29	279	97.1%	9.3%	2016-17
Rayville Elementary School	Richland Parish	PK-5	AUS 2	F	48.2	436	97.7%	13.8%	2016-17
North Elementary School	St. Landry	PK-6	AUS 2	F	47.6	323	96.9%	11.8%	2016-17
South Street Elementary School	St. Landry	PK-6	AUS 2	F	47.8	342	97.7%	12.9%	2016-17

Prospectively RSD Eligible Schools

School Name	District/Parish	Grade Configuration	2012-13 AUS Status	Letter Grade	SPS	Enrollment	% FRL	% SPED	Prospective RSD Eligible Year
Washington Elementary School	St. Landry	PK-8	AUS 2	F	32.7	180	90.6%	14.0%	2016-17
Roseland Elementary Montessori School	Tangipahoa Parish	PK-6	AUS 2	F	38.4	250	90.4%	10.5%	2016-17
Hammond Junior High Magnet	Tangipahoa Parish	7-8	AUS 2	F	49.7	487	95.3%	12.9%	2016-17

Prospectively RSD Eligible Schools

School Name	District/Parish	Grade Configuration	2012-13 AUS Status	Letter Grade	SPS	Enrollment	% FRL	% SPED	Prospective RSD Eligible Year
Mooretown Elementary Professional Development	Caddo Parish	PK-5	AUS 1	F	46.7	258	95.3%	8.5%	2017-18
Carroll High School	City of Monroe	9-12	AUS 1	F	42.2	579	85.1%	16.2%	2017-18
Jeanerette Elementary School	Iberia Parish	PK-6	AUS 1	F	45.6	228	96.5%	15.4%	2017-18
Wright Elementary School	Madison Parish	PK-6	AUS 1	F	41	660	89.2%	4.7%	2017-18
Henry V. Adams Elementary School	Morehouse Parish	PK-5	AUS 1	F	47.1	271	99.3%	17.7%	2017-18
Morehouse Junior High School	Morehouse Parish	6-8	AUS 1	F	49	493	93.7%	16.5%	2017-18
Shady Grove Elementary School	Ouachita Parish	PK-5	AUS 1	F	43	374	66.0%	12.6%	2017-18
Swayze Elementary School	Ouachita Parish	3-5	AUS 1	F	49.7	337	69.1%	8.0%	2017-18
Alexandria Middle Magnet School	Rapides Parish	6-8	AUS 1	F	46.8	608	92.6%	14.4%	2017-18
Amite Elementary Magnet School	Tangipahoa Parish	PK-4	AUS 1	F	49.6	620	93.5%	9.1%	2017-18
Hammond Westside ES	Tangipahoa Parish	PK-6	AUS 1	F	43.6	1196	91.4%	10.3%	2017-18

Prospectively RSD Eligible Schools

School Name	District/Parish	Grade Configuration	2012-13 AUS Status	Letter Grade	SPS	Enrollment	% FRL	% SPED	Prospective RSD Eligible Year
Newellton Elementary School	Tensas Parish	PK-8	AUS 1	F	44.8	177	94.9%	9.0%	2017-18

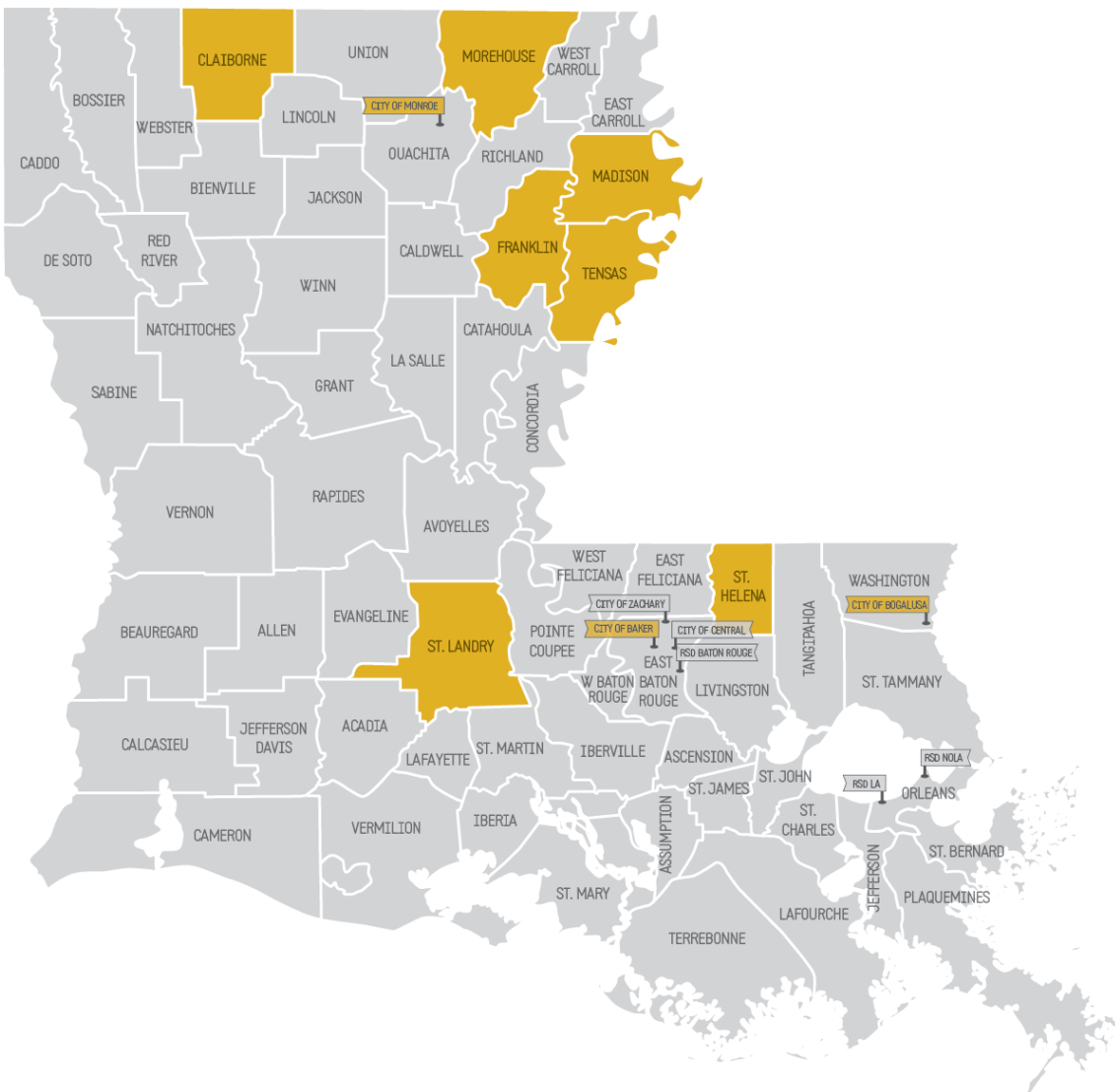
Opportunities to Start New Schools in High Need Parishes

There are 10 parishes serving over 40,000 children that received D or F letter grades in the state's accountability system. Through Louisiana's Call to Action, charter school organizations, both locally and nationally, are called upon to develop a proposal for a new start-up or a proposal for the conversion of a pre-existing school to give students in these districts high-quality educational options.

In Louisiana, a charter applicant may submit a proposal to start a new charter school or convert an existing traditional public school to a charter school directly to the Department of Education if the school is to be located in a school district with a D or F letter grade. The Department of Education is seeking proposals to start new or convert existing schools for the 2015-16 academic year in these districts.

User Guide:

The list of school districts across the state that are rated D or F is contained in this document, along with key performance, configuration, and demographic information. As noted, organizations or individuals can apply directly to the state to start a new or convert a pre-existing school in these districts. For additional information, please contact David.Shepard@la.gov.



District Name	DPS (LG)	% Proficient	EOC Assessment Index ¹	# of Schools D/F	Enrollment	D/F Enrollment	% FRL	% SPED	MFP
City of Baker School District	62.7 (D)	41.5%	42.5	4	1,753	1,577	80.7%	11.2%	\$9,714.05
City of Bogalusa School District	65.1 (D)	49.9%	50.8	3	2,108	1,044	94.1%	22.3%	\$10,778.69
City of Monroe School District	69.6 (D)	63.3%	45.9	10	8,593	4,211	80.3%	13.6%	\$9,338.89
Claiborne Parish	66.5 (D)	48.3%	33.1	5	1,930	1,538	84.7%	16.0%	\$10,236.12
Franklin Parish	61.6 (D)	59.7%	38.8	2	3,195	1,138	84.7%	11.8%	\$8,609.85
Madison Parish	50.5 (D)	41.7%	32.2	4	1,883	1,818	90.2%	8.6%	\$8,953.78
Morehouse Parish	63.2 (D)	55.4%	50.4	8	4,352	2,578	83.4%	13.3%	\$9,529.11
St. Helena Parish	45.2 (F)	37.0%	20.2	2	792	792	92.0%	13.6%	\$8,377.47
St. Landry Parish	69.0 (D)	61.8%	60.4	12	14,807	5,002	78.8%	10.4%	\$7,808.70
Tensas Parish	54.2 (D)	45.6%	25.8	3	680	680	94.7%	14.2%	\$10,416.56
Totals	----	57.3%	49.2	53	40,093	20,378	82.3%	12.5%	-----

¹ The EOC Assessment Index measures the districts average performance on EOC assessments. For comparison, the state average EOC Assessment Index is 69.5.

Parish/District	DPS/ (LG)	Total Enrollment	Students in A & B Schools	Students in C Schools	Students in D & F Schools	% Proficiency ¹	% FRL	% SPED	# of Charter Schools ²	Approx. % Eligible for LA Scholarship ³	# of Schools with F Letter Grades	MFP
Acadia Parish	87.3 (B)	9,931	3,337	5,038	1,531	65.9%	69.5%	7.1%	0	51.0%	0	\$7,521.44
Allen Parish	88.3 (B)	4,340	3,671	669	0	76.7%	64.7%	9.2%	0	10.9%	0	\$9,656.33
Ascension Parish	104.9 (A)	20,932	17,939	1,539	1,360	78.8%	49.3%	9.6%	0	12.4%	2	\$8,224.51
Assumption Parish	86.7 (B)	3,799	731	2,264	804	65.7%	68.0%	11.1%	0	59.2%	0	\$9,761.81
Avoyelles Parish	71.9 (C)	5,979	707	324	4,948	53.6%	82.6%	6.7%	2	74.0%	0	\$7,090.60
Beauregard Parish	88.3 (B)	6,081	4,671	1,410	0	72.9%	53.3%	12.6%	0	13.6%	0	\$9,106.05
Bienville Parish	83.6 (C)	2,329	1,186	532	596	61.0%	68.4%	7.3%	0	39.1%	1	\$8,488.50
Bossier Parish	96.6 (B)	21,490	15,666	4,143	1,632	75.6%	45.7%	10.1%	0	19.8%	0	\$8,455.46
Caddo Parish	79.4 (C)	41,239	12,350	8,623	20,266	59.9%	65.2%	8.3%	2	54.5%	15	\$8,575.16
Calcasieu Parish	94.7 (B)	32,259	20,735	5,894	5,352	74.5%	59.1%	13.0%	2	28.1%	1	\$8,685.28
Caldwell Parish	77.1 (C)	1,638	190	1,092	356	66.5%	66.9%	16.6%	0	58.5%	0	\$10,790.62
Cameron Parish	89.7 (B)	1,279	969	310	0	73.5%	45.3%	11.1%	0	12.5%	0	\$9,109.53
Catahoula Parish	76.1 (C)	1,514	316	1,003	195	65.6%	75.0%	9.7%	0	63.9%	0	\$9,533.10
Central Community	101.3 (A)	4,315	4,315	0	0	86.2%	53.1%	5.5%	0	0.0%	0	\$9,082.74

¹ Not inclusive of EOC data.

² Includes all district and state authorized schools that reside within the district

³ % of students attending C-F schools *and* FRL serves as an approximate for the % of students in the district eligible to participate in the Louisiana Scholarship program

Parish/District	DPS/ (LG)	Total Enrollment	Students in A & B Schools	Students in C Schools	Students in D & F Schools	% Proficiency	% FRL	% SPED	# of Charter Schools	Approx. % Eligible for LA Scholarship	# of Schools with F Letter Grades	MFP
City of Baker School District	62.7 (D)	1,753	176	0	1,577	41.5%	80.7%	11.2%	0	72.6%	2	\$9,714.05
City of Bogalusa School District	65.1 (D)	2,108	0	0	1,044	49.9%	94.1%	22.3%	1	45.6%	1	\$10,778.69
City of Monroe School District	69.6 (D)	8,593	1,957	2,425	4,211	63.3%	80.3%	13.6%	2	67.6%	3	\$9,338.89
Claiborne Parish	66.5 (D)	1,930	0	287	1,538	48.3%	84.7%	16.0%	0	80.8%	1	\$10,236.12
Concordia Parish	81.9 (C)	3,814	1,926	457	1,431	63.3%	76.3%	9.3%	1	44.7%	3	\$8,893.35
DeSoto Parish	89.3 (B)	5,189	1,840	2,313	466	69.0%	65.7%	8.5%	0	40.0%	0	\$8,221.03
East Baton Rouge Parish	80.3 (C)	42,334	9,968	14,503	17,261	62.0%	81.5%	8.6%	12	64.9%	10	\$8,718.22
East Carroll Parish	72.1 (C)	1,150	0	607	543	51.2%	92.1%	9.2%	0	92.1%	0	\$9,121.21
East Feliciana Parish	72.9 (C)	2,000	482	547	967	57.2%	82.1%	11.7%	1	67.0%	1	\$8,983.39
Evangeline Parish	76.6 (C)	6,098	2,536	3,418	144	71.9%	75.2%	12.3%	0	46.6%	1	\$8,449.18
Franklin Parish	61.6 (D)	3,195	0	1,932	1,138	59.7%	84.7%	11.8%	0	80.8%	0	\$8,609.85
Grant Parish	89.9 (B)	3,288	1,823	1,142	323	72.2%	64.7%	12.9%	0	32.4%	1	\$8,313.58
Iberia Parish	86.9 (B)	13,873	3,623	7,350	2,900	67.9%	69.9%	9.8%	0	54.5%	1	\$8,860.90
Iberville Parish	78.7 (C)	4,585	782	3,803	0	64.8%	83.4%	7.9%	0	69.1%	0	\$8,786.93

Parish/District	DPS/ LG	Total Enrollment	Students in A & B Schools	Students in C Schools	Students in D & F Schools	% Proficiency	% FRL	% SPED	# of Charter Schools	Approx. % Eligible for LA Scholarship	# of Schools with F Letter Grades	MFP
Jackson Parish	88.5 (B)	2,272	1,343	648	281	65.2%	61.9%	7.7%	0	35.5%	0	\$8,945.26
Jefferson Parish	85.9 (B)	45,661	15,803	18,930	10,844	66.0%	76.5%	10.2%	7	52.0%	4	\$8,854.28
Jefferson Davis Parish	88.9 (B)	5,867	4,312	1,555	0	75.8%	59.8%	11.5%	0	19.6%	0	\$9,448.76
Lafayette Parish	90.5 (B)	30,583	15,823	6,726	7,582	68.8%	61.2%	7.4%	0	36.3%	1	\$8,009.61
Lafourche Parish	94.3 (B)	14,585	10,675	3,909	0	70.8%	60.2%	6.2%	3	19.3%	0	\$8,230.29
LaSalle Parish	88.6 (B)	2,640	1,765	684	191	76.3%	55.6%	8.0%	0	17.4%	0	\$9,414.36
Lincoln Parish	94.2 (B)	6,600	3,396	2,484	318	70.0%	59.0%	10.2%	0	29.9%	2	\$8,678.03
Livingston Parish	91.1 (B)	25,293	22,629	2,625	39	81.3%	50.8%	11.1%	0	6.3%	0	\$8,098.97
Madison Parish	50.5 (D)	1,883	0	0	1,818	41.7%	90.2%	8.6%	1	86.8%	2	\$8,953.78
Morehouse Parish	63.2 (D)	4,352	300	1,474	2,578	55.4%	83.4%	13.3%	1	79.5%	2	\$9,529.11
Natchitoches Parish	79.1 (C)	6,749	1,495	1,954	3,300	57.5%	74.4%	10.0%	0	63.7%	2	\$8,733.60
Orleans Parish	108.2 (A)	11,267	9,380	1,224	629	83.4%	63.2%	6.1%	77	12.8%	0	\$8,578.03
Ouachita Parish	95.3 (B)	19,994	14,559	2,419	3,015	75.7%	33.2%	10.8%	0	15.7%	2	\$9,004.69
Plaquemines Parish	95.0 (B)	3,895	3,027	390	478	82.8%	60.0%	10.2%	1	16.7%	0	\$9,221.05
Pointe Coupee Parish	73.8 (C)	2,896	0	2,138	758	57.8%	85.8%	10.8%	0	85.8%	2	\$8,906.90

Parish/District	DPS/ (LG)	Total Enrollment	Students in A & B Schools	Students in C Schools	Students in D & F Schools	% Proficiency	% FRL	% SPED	# of Charter Schools	Approx. % Eligible for LA Scholarship	# of Schools with F Letter Grades	MFP
Rapides Parish	75.7 (C)	23,984	10,770	7,372	5,842	66.5%	68.7%	9.7%	0	43.3%	6	\$8,644.15
Red River Parish	77.7 (C)	1,483	0	1,391	92	58.4%	87.1%	7.3%	0	87.1%	2	\$8,894.98
Richland Parish	74.0 (C)	3,454	616	992	1,846	55.9%	83.2%	9.9%	1	70.0%	2	\$8,565.28
Sabine Parish	81.0 (C)	4,344	2,778	938	534	72.2%	68.9%	11.5%	0	26.6%	0	\$9,179.67
St. Bernard Parish	101.5 (A)	6,702	6,544	0	158	78.9%	75.3%	9.6%	0	2.0%	1	\$8,850.03
St. Charles Parish	104.3 (A)	9,708	9,491	0	0	82.4%	53.9%	8.1%	0	0.0%	0	\$8,147.54
St. Helena Parish	45.2 (F)	792	0	0	792	37.0%	92.0%	13.6%	0	92.0%	2	\$8,377.47
St. James Parish	88.8 (B)	3,755	2,294	1,283	178	70.9%	70.5%	10.4%	0	31.4%	0	\$9,160.36
St. John the Baptist Parish	80.4 (C)	6,038	1,616	1,562	1,392	61.9%	100%	11.3%	0	63.1%	0	\$9,471.13
St. Landry Parish	69.0 (D)	14,807	1,391	8,198	5,002	61.8%	78.8%	10.4%	1	70.9%	3	\$7,808.70
St. Martin Parish	85.1 (B)	8,347	2,742	3,594	2,011	64.8%	75.4%	8.7%	0	50.9%	0	\$8,550.94
St. Mary Parish	90.5 (B)	9,409	5,100	2,119	2,190	70.2%	71.8%	12.3%	1	37.1%	0	\$8,932.71
St. Tammany Parish	104.6 (A)	37,467	30,044	7,000	423	81.5%	47.3%	14.3%	0	14.2%	0	\$9,176.90
Tangipahoa Parish	77.6 (C)	19,784	3,045	5,691	11,048	59.4%	75.9%	9.8%	0	67.7%	5	\$7,413.52

Parish/District	DPS/ (LG)	Total Enrollment	Students in A & B Schools	Students in C Schools	Students in D & F Schools	% Proficiency	% FRL	% SPED	# of Charter Schools	Approx. % Eligible for LA Scholarship	# of Schools with F Letter Grades	MFP
Tensas Parish	54.2 (D)	680	0	0	680	45.6%	94.7%	14.2%	0	94.7%	1	\$10,416.56
Terrebonne Parish	90.9 (B)	18,619	7,990	7,284	2,501	70.8%	66.3%	9.1%	0	38.4%	1	\$8,126.59
Union Parish	70.8 (C)	2,355	323	343	1,592	52.5%	79.9%	13.8%	2	68.3%	0	\$8,441.85
Vermillion Parish	96.5 (B)	9,460	6,112	2,792	556	72.8%	56.3%	10.3%	0	26.0%	0	\$8,097.66
Vernon Parish	104.6 (A)	9,829	9,824	0	0	82.1%	60.3%	9.5%	0	0.0%	0	\$8,323.99
Washington Parish	86.4 (B)	5,426	1,835	2,603	988	65.0%	83.7%	12.9%	0	58.2%	0	\$8,531.47
Webster Parish	82.8 (B)	6,661	810	4,411	1,440	63.7%	66.2%	9.0%	0	59.4%	0	\$8,863.38
West Baton Rouge Parish	86.5 (B)	3,896	1,701	1,098	1,097	69.9%	68.6%	7.5%	0	41.7%	0	\$8,634.01
West Carroll Parish	82.2 (C)	2,195	1,398	797	0	74.4%	76.1%	8.7%	0	28.2%	0	\$8,002.27
West Feliciana Parish	103.1 (A)	2,137	2,137	0	0	82.4%	52.9%	10.9%	0	0.0%	0	\$10,030.17
Winn Parish	89.1 (B)	2,507	1,465	805	0	67.7%	70.8%	11.9%	0	25.4%	0	\$9,429.35
Zachary Community School District	109.1 (A)	5,335	5,042	0	0	89.1%	43.4%	7.1%	0	0.0%	0	\$8,817.37
RSD- E.B.R.	55.3 (D)	2,239	0	521	1,718	40.5%	98.5%	11.0%	1	98.5%	5	\$10,000.54
RSD- LA	47.2 (F)	1,228	0	0	1,228	31.8%	89.3%	11.5%	1	89.3%	3	\$8,696.77
RSD- N.O.	71.9 (C)	29,632	4,729	12,322	8,700	57.2%	91.3%	11.7%	58	75.2%	9	\$8,960.81