

# Louisiana Believes

---

LEAP 360:  
Updates and Resources

# Outcomes

By the end of today's session, you should be able to:

- Understand the design of LEAP 360
- Understand key LEAP 360 improvements for 2018-2019
- Understand available LEAP 360 resources for support and implementation

# LEAP 360 Overview

*Every day* in Louisiana, educators are committed to ensuring that *every child* has the opportunity to grow and thrive.



As a result of this vision, Louisiana has a relentless focus on these five areas:



**Unified Early  
Childhood Systems**



**Academic Alignment**



**Educator and  
Leader Preparation**



**Pathways to  
College or a Career**




**Struggling Schools**




As a result of this process and focus, by 2025,  
Louisiana's birth through 12 system will:



**ensure students are ready for the next level of study,**



**give all students access to the same opportunities as their peers across the country, and**



**provide families and communities with an accurate picture of school and system performance and quality.**

In order to reach this goal,  
**every day**, students in Louisiana should...



**build** knowledge  
of the world,

+



**read**  
meaningful texts,

+



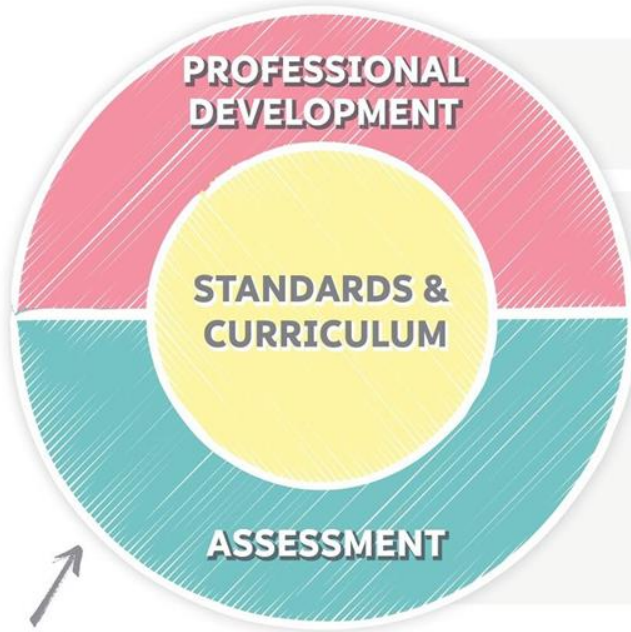
**express** ideas through  
writing and speaking, and

+



**solve**  
complex problems.

# ACADEMIC ALIGNMENT



## ENSURE COHERENCE AND QUALITY:

Components are interconnected and of the highest quality.

## BUILD TRUST IN THE FIELD:

Build trust through ongoing support, collaboration and communications structures for school systems, principals and teachers.

## FACILITATE STRATEGIC PARTNERSHIPS:

Facilitate partnerships between school systems and education partners to ensure teachers and students have access to instructional materials and professional development.



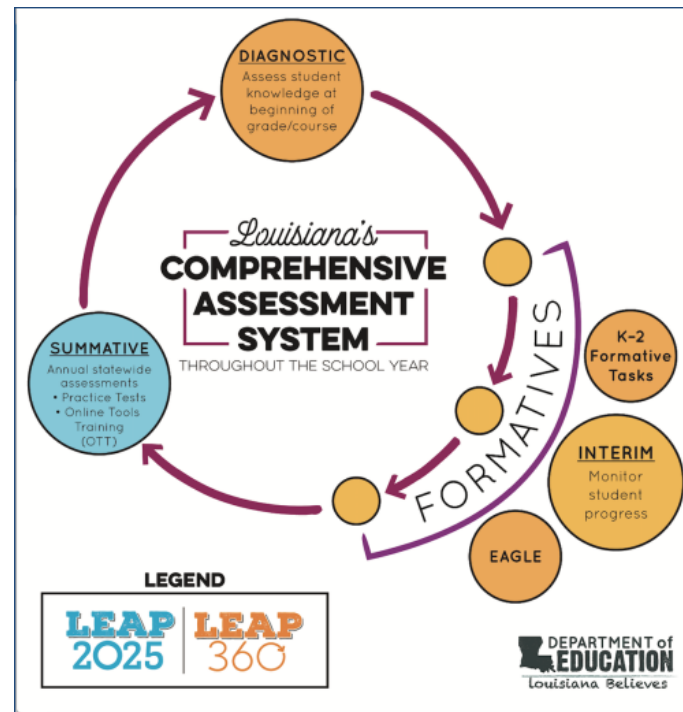


# LEAP 360

The goal of LEAP 360 is to deliver **streamlined, high-quality assessments** in a comprehensive system for classrooms, schools, and districts.

What is the impact on teachers, principals, and districts?

- **Teachers** will have a more complete picture of student performance.
- **Principals** will identify throughout the system where additional support is needed to focus on the learning that matters most for students.
- **Districts** will reduce overall local testing while helping to monitor progress toward district goals.





# LEAP 360

LEAP 360 is a formative assessment tool designed to help teachers, schools, and school systems monitor student learning and adjust instructional support. In addition, LEAP 360 offers school systems the opportunity to streamline testing and maximize instructional time.

LEAP 360 non-summative tools include the following components:

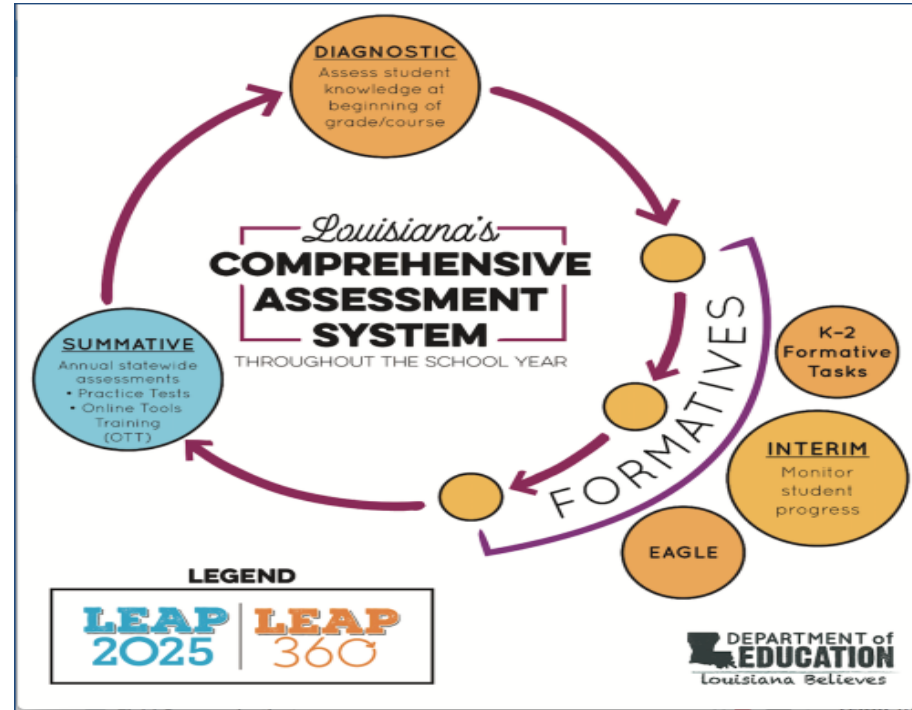
- **Diagnostic assessments:** determine student readiness for new course work and assist teachers in setting meaningful and ambitious goals
- **Interim assessments:** evaluate student learning and monitor progress toward year-end goals and allow teachers to target and adjust instruction throughout the year
- **EAGLE 2.0:** allows teachers to integrate high-quality questions into day-to-day classroom experiences and curricula
- **K-2 formative assessments:** provide quality tasks focused on critical student skills in ELA and math

# LEAP 360 Purpose

There are three main purposes for classroom assessment:

1. Know where students are when they enter a classroom.
2. Monitor how students are learning content over the year.
3. Verify what students have learned.

LEAP 360 pairs with LEAP 2025 to reduce overall testing time while realizing all three purposes.



# LEAP 360 Year-At-A-Glance

|       | Diagnostic Assessments   | Interim Assessments   | EAGLE and K-2 Formative Task  |
|-------|--|---|---|
| When  | Beginning of the year or start of a course   | 2-3 major checkpoints during the year after large periods of instruction  | Embedded throughout the year based on smaller units of instruction  |
| What  | Assessments that pinpoint existing strengths and weaknesses of students entering their classrooms. In math, items assess students' mastery of prerequisite standards for the major work of the course, and in ELA items have been developed using readily accessible and moderately complex texts. | Assessments to help educators identify students' misconceptions and learning patterns to adjust instruction and target support. Items assess specific chunks of curricular content and should be given only after instruction on that content has occurred. They are not "mini-summatives" or isolated test prep materials. | High-quality items and pre-made assessments designed to be woven into the day-to-day practices of classroom instruction |
| Where | INSIGHT  | INSIGHT   | INSIGHT (EAGLE 2.0)/eDIRECT (K-2 Formative Tasks)   |
| Who   | Students in grades 3-8 (ELA and math), English I, English II, Algebra I, and Geometry  | Students in grades 3-8 (ELA and math), English I, English II, Algebra I, and Geometry   | Students in grades K-12 in ELA, math, science, and social studies   |

# 1. Know Where They Are

**To set end-of-year goals, we've got to start with beginning-of-year questions:**

- Where are we starting?
- What have students retained from the previous year?
- What learning was left *unfinished*?
- When can students be pushed or challenged further?
- What are meaningful learning goals?

**In ELA and math, these answers come from a variety of places:**

- LEAP 360 diagnostic assessments
- Data from previous year
- Cold-read tasks from previous grade level
- EAGLE tests built from precursory standards found in [Math Remediation Guides](#).



## 2. Monitor What They're Learning

**To achieve end-of-year goals, we've got to ask throughout-the-year questions:**

- What's "sticking" and what's not?
- What needs closer attention?
- How are we progressing toward goals?

**These answers come from a variety of places:**

- LEAP 360 interim assessments
- Guidebook tasks (cold-reads, culminating writing, and extensions)
- Tier 1 assessments
- K-2 Formative tasks
- Aligned classroom assessments found in EAGLE

# K-2 Tasks and EAGLE

| Assessment Tool                    | Includes                   | Recommended Window | Reporting                 |
|------------------------------------|----------------------------|--------------------|---------------------------|
| K-2 Tasks (ELA and Math)           | 32 tasks (16 ELA, 16 math) | Throughout year    | N/A                       |
| EAGLE 2.0 (ELA, Math, SS, and Sci) | over 5,500 items           | Throughout year    | Performance, Test Session |

## The formative assessment tools (EAGLE 2.0 and the K-2 Formative Tasks):

- Provide quality questions/tasks that target individual skills or texts
- Integrate with tasks from teachers' curriculum
- Aid and enhance student learning while allowing teachers to make timely interventions to adjust instruction throughout the year

# K-2 Formative Tasks

From the K-2 Formative Tasks page, you can access the following resources:

- Overview File
- FAQ for ELA and Math
- K-2 Formative Tasks
- Additional Checklists

**DRC INSIGHT™ LOUISIANA**

## Formative Instructional Tasks

[View cart](#) (0 items \$0.00)

There are 16 ELA and 16 Math performance tasks (Kindergarten – Gr.2) which can be accessed in the table below. The tasks are designed to engage students in learning while you observe how students demonstrate proficiencies with respect to the standards embedded in the tasks. Your observations can be easily recorded using the formative tools (e.g., checklists) which can then be used to inform instructional decisions. There is one file for each ELA task which contains all of the materials you'll need to facilitate a task in your classroom. There are two files for each math task; one that provides access to the full task and an excel file that contains additional checklists.

You can read a brief description of each of the tasks by reading the **Overview file**.  
To learn more about the purpose and use of the tasks, read the FAQ file for **ELA** and/or the FAQ file for **Mathematics**.

NOTE--The tasks are listed in order (Grade 01, Grade 02, Grade K) using the grade level to group the list when you open the landing page. If you want to list all of the Kindergarten tasks first, click on the column heading titled "Resource Name" and the resources will reverse the sort. You can also select the column heading "Resource Type" to sort for the type of resource you are looking for.

| Resource Name               | Subject               | Grade Level | Resource Type |
|-----------------------------|-----------------------|-------------|---------------|
| Grade 01 A Dragonfly's Life | English Language Arts | 1st Grade   | Task          |
| Grade 01 A Visitor for Bear | English Language Arts | 1st Grade   | Task          |

# K-2 Formative Tasks

All K-2 formative tasks are listed. They can be sorted by:

- Resource Name
- Subject
- Grade Level
- Resource Type

| Resource Name ▲   | Subject               | Grade Level | Resource Type         |
|---|-----------------------|-------------|-----------------------|
| Grade 01 A Dragonfly's Life                                       | English Language Arts | 1st Grade   | Task                  |
| Grade 01 A Visitor for Bear                                       | English Language Arts | 1st Grade   | Task                  |
| Grade 01 Comparing Two Digit Numbers                              | Math                  | 1st Grade   | Task                  |
| Grade 01 Comparing Two Digit Numbers Additional Checklists        | Math                  | 1st Grade   | Additional Checklists |
| Grade 01 Creating and Solving Word Problems                       | Math                  | 1st Grade   | Task                  |
| Grade 01 Creating and Solving Word Problems Additional Checklists | Math                  | 1st Grade   | Additional Checklists |
| Grade 01 Duck   | English Language Arts | 1st Grade   | Task                  |
| Grade 01 Equality Game  | Math                  | 1st Grade   | Task                  |
| Grade 01 Equality Game Additional Checklists                      | Math                  | 1st Grade   | Additional Checklists |
| Grade 01 Making and Breaking Two Digit Numbers                    | Math                  | 1st Grade   | Task                  |



### 3. LEAP 360: Verify What They Know

**To verify end-of-year goals, we've got to ask end-of-year questions:**

- What can I confirm about learning?
- What worked?
- What didn't?
- Did we reach our goals?

**These answers can come from a few different places:**

- LEAP 2025 summative assessments and progress data
- End-of-module or unit tests built in EAGLE
- Cold-read tasks and culminating writing tasks

# Do's and Don'ts

LEAP 360 can be used to:

- provide students access to high quality, standards-aligned items
- understand the types of items associated with assessable content (mathematics)
- compare the task approach (ELA) to your instructional approach
- view how students are progressing on standards and identify areas in need of remediation
- adjust instruction to remediate standards
- better understand the expectations for written responses
- facilitate testing discussions with students
- have students practice with test format (PBT or CBT)

LEAP 360 should not be used to:

- provide a grade or achievement level to students
- gather cumulative data about overall student performance and preparedness
- determine student mastery of a standard
- prioritize content based on the standards covered on the LEAP 360 assessments
- limit instructional strategies to only those required for LEAP 360 assessments

# Assessment

**LEAP 360 provides high quality formative assessments to inform instruction and significantly reduces time spent on assessments.**

*Current state: 80% of school systems currently use LEAP 360.*

## **Promising Evidence in Growing Districts:**

Data show that school systems using LEAP 360 saw greater improvement in the percent of students scoring mastery and above on average compared to school systems not using LEAP 360.

In particular, the scale of improvement was greatest when students participated in the non-summative assessments—LEAP 360 diagnostic, LEAP 360 interim—and the complementary LEAP 2025 practice tests.

# Activity 1: Stop and Jot

Reflecting on your LEAP 360 implementation from last year:

- What were two ***successes*** with LEAP 360 implementation?
- What were two ***areas in need of improvement*** with LEAP 360 implementation?
- What ***concerns*** do you have with LEAP 360 implementation?

Looking forward:

- What ***academic goals*** do you have for your students this upcoming year?



# LEAP 360 Improvements

Over the past year, LEAP 360 has been streamlined with the new updated guides and webinars. The Louisiana Department of Education has listened to feedback and made the system more user friendly. We are optimistic that this integrated system will reduce overall testing and provide reliable data to help teachers.

Dr. Lillie-Williams Hearn  
District Test Coordinator  
Lincoln Parish

# LEAP 360 Improvements

During the first year of LEAP 360 implementation, feedback was collected from focus groups, site visits, district and school leaders, and teachers. Feedback was categorized into five focus areas:

- Data Management
- Educator Scoring
- EAGLE
- Reporting
- Content

# LEAP 360 Improvements: Data Management

- Beginning in 2018-2019, student data will be uploaded directly to [eDIRECT](#) from eScholar.
- Districts will use existing procedures to upload files to eScholar. Student data will then be uploaded to [eDIRECT](#).
- New students and student transfers will be managed through eScholar.
  - Student updates should be made in the district's Student Information System and the data uploaded to eScholar.
- Updates to eScholar data will be refreshed in [eDIRECT](#) nightly.
- Accommodations uploaded by districts to SIS and SER will be uploaded with student data to [eDIRECT](#).



# LEAP 360 Improvements: Data Management

## Student Group Upload

- Flexible groupings of teachers-to-students called “student groups” can be created in batches. Allows test results for students to be reported together.

## Teacher/Test Administrator Upload

- Teachers/test administrators can be uploaded using the Test Administrator Upload file. Allows teachers to be tied to test sessions and student groups similar to LEAP 2025.

## Test Session Creation

- Schools and school systems can still manually create test sessions in eDIRECT or use the Test Session Upload file. The format of this file is unchanged for 2018-2019.
- Teachers and test sessions can be linked in eDIRECT during test session creation.
- Copying Test Sessions will allow users to create Interim sessions from existing Diagnostic sessions.

# LEAP 360 Improvements: Educator Scoring

- On the Educator Scoring page, teachers can select to only view items that need scoring.

**DRC INSIGHT LOUISIANA**

All Applications ▾

### Educator Scoring

Some sessions may not be available for Educator Scoring.

# Instructions

\* Indicates required fields

Administration: EAGLE 2.0 ▾ \* District: DRC Use Only - Sample D ▾ \* School: DRC Use Only - Sample S ▾

Content Area: Writing ▾ \* Assessment: (All) ▾ Session:

Show Sessions  Show Only Sessions Available/In Progress

| Session Detail                 |                              |                        |               |                |            |           |                                       |
|--------------------------------|------------------------------|------------------------|---------------|----------------|------------|-----------|---------------------------------------|
| District                       | School                       | Session Name           | Assessment    | Session Status | Begin Date | End Date  | Items Counts                          |
| DRC Use Only - Sample District | DRC Use Only - Sample School | Sample Session 11      | Sample Gr 1   | Not Started    | 6/15/2016  | 6/15/2017 | 0 available, 0 in process, 0 complete |
| DRC Use Only - Sample District | DRC Use Only - Sample School | Sample Session 10      | Sample Gr 6-8 | In Progress    | 6/15/2016  | 6/15/2017 | 0 available, 0 in process, 0 complete |
| DRC Use Only - Sample District | DRC Use Only - Sample School | Sample Session 12      | Sample Gr 4-5 | Completed      | 6/15/2016  | 6/15/2017 | 0 available, 0 in process, 1 complete |
| DRC Use Only - Sample District | DRC Use Only - Sample School | Session Grade1 Writing | Sample Gr 1   | Completed      | 6/15/2016  | 6/15/2017 | 2 available, 0 in process, 0 complete |
| DRC Use Only - Sample District | DRC Use Only - Sample School | Forcbutton-Status      | Sample Gr 1   | In Progress    | 6/15/2016  | 6/15/2017 | 0 available, 0 in process, 0 complete |
| DRC Use Only - Sample District | DRC Use Only - Sample School | Session GR 4-5         | Sample Gr 4-5 | In Progress    | 6/15/2016  | 6/15/2017 | 0 available, 0 in process, 0 complete |

# LEAP 360 Improvements: Educator Scoring

- Student responses can be printed in one batch with student names.

DRC INSIGHT LOUISIANA

All Applications ▾

Scoring Status

▾ Instructions

Last Name

Scoring Status - Screener (Screener Gr 4-5)

| Last Name   | First Name | Grade | Student ID    | Content Area | Item Counts                           | Action |
|-------------|------------|-------|---------------|--------------|---------------------------------------|--------|
| ForceButton | one        | 04    | 3534543543534 | WRITING      | 0 available, 0 in process, 0 complete |        |
| ForceButton | two        | 05    | 4654654654654 | WRITING      | 0 available, 0 in process, 1 complete |        |

Score Reset

Close

Item Counts Action

|                                       |  |
|---------------------------------------|--|
| 0 available, 0 in process, 0 complete |  |
| 0 available, 0 in process, 1 complete |  |
| 2 available, 0 in process, 0 complete |  |
| 0 available, 0 in process, 0 complete |  |

# LEAP 360 Improvements: Educator Scoring

- Item scores can be reset by the test session or by the individual student.

The screenshot shows the DRC INSIGHT LOUISIANA interface. At the top, it says "DRC INSIGHT LOUISIANA" and "Welcome Super User Log Out". Below that, it says "All Applications >". The main content area is titled "Score Reset" and includes a note: "\*Indicates grouped items. If selected, all parent/child scores in group will be reset". There is an "Instructions" link. A table titled "Score Reset - WRITING (Sample Gr 4-5)" is displayed with the following data:

| Select                              | Question #              | Question Description  | Reset Count |
|-------------------------------------|-------------------------|---|-------------|
| <input type="checkbox"/>            | Q028                    | Grade 05 Math Q028 4106 M03478  | 1           |
| <input checked="" type="checkbox"/> | Q043                    | Grade 05 Math Q043 4134 M03661  | 1           |
| <input checked="" type="checkbox"/> | *Q029, Q030, Q031, Q032 | *Grade 05 Math Q029 M03555, Grade 05 Math Q030 M03555, Grade 05 Math Q031 M03555, Grade 05 Math Q032 M03555 | 4           |
| <input type="checkbox"/>            | Q044                    | Grade 05 Math Q044 4134 M03661  | 1           |

A "Confirm Score Reset" dialog box is open, displaying the message: "You have chosen to reset 5 score(s). This is an irreversible action. Are you sure?". The "Reset" and "Cancel" buttons in the dialog are highlighted with red boxes. In the background, a green circular button with a refresh icon is also highlighted with a red box.

# LEAP 360 Improvements: Educator Scoring

## Teacher Study Guides

- Teacher Study Guides were created for Diagnostics/Interims that include answer keys, scoring guides, and copies of the assessments.
- Teacher Study Guides can be found in [eDIRECT](#) in **General Information** under **Documents**; select the Diagnostic/Interim 18-19 administration and the Teacher Study Guides document type.

English Language Arts, Diagnostic Grade 4

---

## English Language Arts Diagnostic Grade 4 Teacher Study Guide

### Contents

- 1) [Answer Key..... Page 2](#)
- 2) [Scoring Guide ..... Page 5](#)
- 3) [Test .....Page 93](#)



# LEAP 360 Improvements: EAGLE

- Additional items will be added throughout the year
- Updated list of available items will be available in [A Teacher's Guide to LEAP 360](#)
- Student responses will be accessible

# Interactive Reporting

The new Interactive Reporting feature allows districts, schools, and teachers to view student response data and item responses for all students within a test session.

- Permissions must be added to give access to Interactive Reporting. Permissions can be added through the User Management tab in [eDIRECT](#).
- In order to view student responses through Interactive Reporting, the teacher must be the assigned TA for the test session.

**Edit Permissions**

\* Indicates required fields

Administration  
Diagnostic/Interim 18-19 \*

District  
Tangipahoa Parish - 053 \*

User Role  
District \*

School  
[All]

Permission-set

**Tip: When you select a permission, its description will display below the list**

**Available Permissions**

- DRC IRS - Access
- DRC IRS - District
- DRC IRS - School
- DRC IRS - State
- DRC IRS - Teacher
- Materials - Secondary Window
- Reports - View State Files
- Status Reports - State Reports
- Students - Upload
- Test Setup - Tertiary Window

**Assigned Permissions**

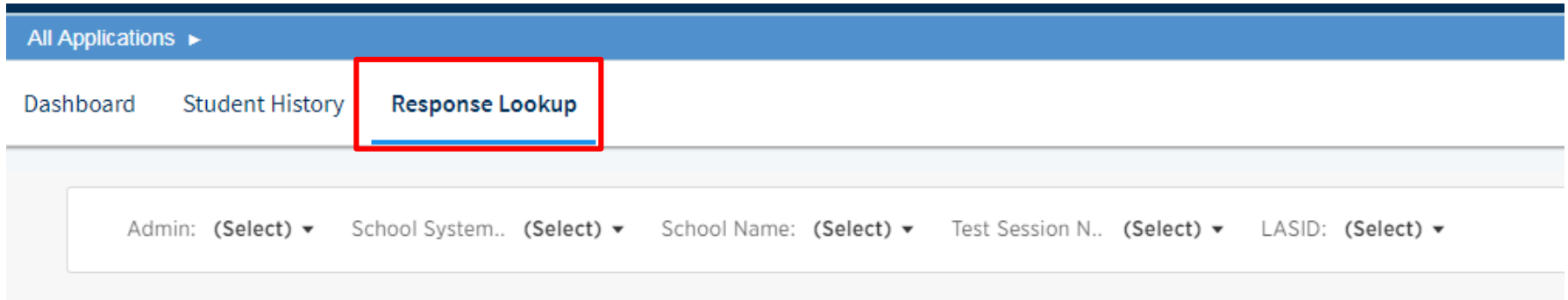
- Administrator
- Administrator - Mass Assign Role
- Documents - View
- Educator Scoring
- Educator Scoring - Export/Print Student
- Educator Scoring - Score Reset
- Materials - Additional - Primary Window
- Materials - Additional - View/Edit
- Materials - Primary Window
- Online Testing - Secured Resources
- Online Testing Statistics

To see the description, select a permission

Save Cancel

# Interactive Reporting

Interactive Reporting uses filters to narrow down the displayed results. The page will update the displayed results as you select filters.



The screenshot displays a web application interface. At the top, there is a blue navigation bar with the text "All Applications" and a right-pointing arrow. Below this bar, a horizontal menu contains three items: "Dashboard", "Student History", and "Response Lookup". The "Response Lookup" item is highlighted with a red rectangular border. Below the navigation menu, there is a light gray filter bar containing five dropdown menus: "Admin: (Select)", "School System.. (Select)", "School Name: (Select)", "Test Session N.. (Select)", and "LASID: (Select)".

# Interactive Reporting

To access Interactive Reporting:

1. Login to eDIRECT and select the **Interactive Reporting** tab under All Applications
2. Select **Response Lookup** to access student testing data and item responses

The screenshot shows the DRC INSIGHT LOUISIANA application interface. At the top, the logo 'DRC INSIGHT' and 'LOUISIANA' are displayed. Below this is a dark blue header with 'All Applications' and a dropdown arrow. A light blue navigation bar contains several menu items: 'General Information', 'Administration Setup', 'User Management', 'Materials', 'Student Management', 'Device Toolkit', 'Report Delivery', 'Interactive Reporting', 'Educator Scoring', and 'K-2 Formative Tasks'. The 'Interactive Reporting' item is highlighted with a red rectangular box. Below the navigation bar is a dark blue horizontal bar. At the bottom, a white navigation bar contains 'Dashboard' and 'Response Lookup', with 'Response Lookup' highlighted by a red rectangular box.

Welcome to the new DRC Inte

# Interactive Reporting: Response Lookup


The Response Lookup report allows you to display student responses and other testing information from the current year's administrations. The Response Lookup section displays test score data, such as Test Points Earned and Test Points Possible.

- The Response Lookup report can be downloaded as an Excel, CSV, or PDF document.

Response Lookup

| School Syst.. | School Name       | Admin                  | Test End Dat..<br>DAILY | Last Name | First Name  | LASID      | Grade | C       |
|---------------|-------------------|------------------------|-------------------------|-----------|-------------|------------|-------|---------|
| DRC USE ONLY  | DRC USE ONLY Unkn | Diagnostic/Interim 18- | 07/01/2019              | NONE      | ABDULLWAHAB | 6000001594 | 12    | A       |
| DRC USE ONLY  | DRC USE ONLY Unkn | Diagnostic/Interim 18- | 07/01/2019              | NONE      | ALEJANDRO   | 6000001533 | T9    | Algebra |
| DRC USE ONLY  | DRC USE ONLY Unkn | Diagnostic/Interim 18- | 07/01/2019              | NONE      | ALISSON     | 6000001525 | T9    | Algebra |

( showing rows 1-6 of 945 )



- Download as CSV
- Download as XLSX
- Download as PDF



# Interactive Reporting: Response Lookup Detail

The Response Lookup Detail displays item type and item points detail, and allows you to display the student's response and the correct item response. Teachers / Test Administrators can display responses for the students in their test sessions only.

- The Response Lookup Detail can be downloaded as an Excel, CSV, or PDF document.

Response Lookup Detail

| LASID      | Last Name | First Name | Grade | Content Area | Assessment Descripti.. | Test Session Na.. | Form Name |   |
|------------|-----------|------------|-------|--------------|------------------------|-------------------|-----------|---|
| 0112180001 | Munns     | Shandra    | 08    | Algebra      | Diagnostic Algebra I   | Tch02-Prod QA Ses | 1         |   |
| 0112180001 | Munns     | Shandra    | 08    | Algebra      | Diagnostic Algebra I   | Tch02-Prod QA Ses | 1         | 2 |

⋮

- [Download as CSV](#)
- [Download as XLSX](#)
- [Download as PDF](#)



# Interactive Reporting: Response Lookup Detail

In the Response Lookup Detail section, scroll to the far right to display a student's response to a test item. Either the student's answer displays or a reference to the Details Link column displays.

Click the details link to display the student's response for the item in a new browser window.

| Item Type | Response | Correct Res.. | Details Link            | Scoring Doc.. |
|-----------|----------|---------------|-------------------------|---------------|
| MC        | C        | A             | <a href="#">details</a> | {Null}        |
| MC        | C        | A             | <a href="#">details</a> | {Null}        |
| MC        | C        | A             | <a href="#">details</a> | {Null}        |
| MC        | C        | A             | <a href="#">details</a> | {Null}        |

WBTE Preview Student Response

Question 3  

**Part A**



According to the passage, which statement **best** describes why the Flyer experienced difficulties during the first flight on December 17?

- Ⓐ Orville was a less skilled pilot than Wilbur.
- Ⓑ Orville was trying to hear the men yelling.
- Ⓒ The plane was difficult for the pilot to control.
- Ⓓ The plane was traveling at too great a speed.

**Part B**

Which evidence from the passage supports the answer to Part A?

- Ⓐ "This time, Orville was the pilot." (paragraph 2)
- Ⓑ "Wilbur had asked the surfmen to cheer. . . ." (paragraph 7)
- Ⓒ "The elevator was over-responding to Orville's corrections." (paragraph 7)
- Ⓓ "In fifty-nine seconds Wilbur had flown. . . ." (paragraph 10)

Pause  Options Next 

# LEAP 360: Reports

LEAP 360 reports are designed to lead teachers toward making informed, sound instructional decisions based on identifiable strengths and weaknesses. They are designed to work together to take teachers through the process of both group and individual performance analysis.

**Remember: Reports refresh every 24 hours!**

## Group Analysis:

1. CSV File
2. School List Report (new for 2018-2019)
3. Test Session List Report (new for 2018-2019)
4. Test Session Summary Report
5. Test Session Response Map

## Individual Analysis:

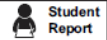
1. Student Summary Report
2. Student Response Map

# LEAP 360 Improvements: Reports

- Improvements to existing reports: Reports will have teacher name, standards for math, ELA text complexity, points earned by student, and highlights for items where full and partial credit were earned.



2018-2019 Interim Assessments  
Student Response Map  
English Language Arts - Form 1A



Name: JENNA JACOBSON  
LASID: 0123456789

Grade: 7  
Teacher: BILLY KING

School: 110 Clarence High School  
School System: 005 Perry Parish

Report Date: XXXX/XXXX

English Language Arts Student Response Map

Shaded items indicate responses which received the maximum number of points.

| Item Number           | 1   | 2   | 3    | 4   | 5   | 6         | 7   | 8   | 9   |
|-----------------------|-----|-----|------|-----|-----|-----------|-----|-----|-----|
| Subcategory           | RV  | RI  | RI   | RV  | RI  | RI/WE/WKL | RV  | RL  | RV  |
| Item Type             | ESR | ESR | MS   | ESR | ESR | CR        | ESR | ESR | ESR |
| Text Complexity       | RA  | RA  | RA   | MOD | MOD | RA/MOD    | MOD | MOD | VC  |
| Correct Response      | A/B | C/D | D/CF | B/B | A/D | SEE TEST  | C/D | B/B | A/D |
| Student Response      | C/B | C/C | A/A  | A/C | A/D | SEE TEST  | C/D | D/A | D/B |
| Total Points Possible | 2   | 2   | 2    | 2   | 2   | 19        | 2   | 2   | 2   |
| Total Points Earned   | 0   | 1   | 0    | 0   | 2   | 10        | 2   | 0   | 0   |

| Item Number           | 10   | 11  | 12  | 13  | 14  | 15  | 16  | 17  |
|-----------------------|------|-----|-----|-----|-----|-----|-----|-----|
| Subcategory           | RL   | RL  | RV  | RI  | RI  | RL  | RL  | RL  |
| Item Type             | MS   | ESR | ESR | ESR | ESR | ESR | ESR | ESR |
| Text Complexity       | VC   | VC  | MOD | MOD | MOD | MOD | MOD | MOD |
| Correct Response      | A/BE | A/D | C/A | D/C | B/B | D/B | C/C | A/D |
| Student Response      | D/EF | D/A | B/C | D/C | A/D | D/B | B/B | A/B |
| Total Points Possible | 2    | 2   | 2   | 2   | 2   | 2   | 2   | 2   |
| Total Points Earned   | 0    | 0   | 0   | 2   | 0   | 2   | 0   | 1   |

SUBCLAIM: RL = Reading Literary Text RI = Reading Informational Text RV = Reading Vocabulary WE = Written Expression WKL = Writing Knowledge of Language Conventions  
ITEM TYPE: ESR = Evidence-Based Response CR = Constructed Response MS = Multiple Select TE = Technology-Enhanced Item  
TEXT COMPLEXITY: RA = Readily Accessible MOD = Moderately Complex VC = Very Complex

# LEAP 360 Improvements: Reports

## New School List Report

- Provides comparisons between school and school system averages



LEAP 360 - Interim  
School List Report  
English Language Arts - Form 1A



Grade: 5 School System: 999 Sample Parish  
Report Date: XX/XX/XXXX

| School System | Total # Student Tests Reported | Reading Literary Text |                                       | Reading Informational Text |                                       | Reading Vocabulary    |                                       | Written Expression    |                                       | Writing Knowledge of Language Conventions |                                       |
|---------------|--------------------------------|-----------------------|---------------------------------------|----------------------------|---------------------------------------|-----------------------|---------------------------------------|-----------------------|---------------------------------------|---|---------------------------------------|
|               |                                | Total Points Possible | School System Average Percent Correct | Total Points Possible      | School System Average Percent Correct | Total Points Possible | School System Average Percent Correct | Total Points Possible | School System Average Percent Correct | Total Points Possible                     | School System Average Percent Correct |
|               | 68661                          | 6                     | 42%                                   | 6                          | 46%                                   | 20                    | 48%                                   | 26                    | 63%                                   | 82  | 44%                                   |

The cells highlighted in blue are equal to or greater than the school system average percent correct.

| School                         | Number of Student Tests Reported | Average Points Earned | Average % Correct | Diff from School System Average | Average Points Earned | Average % Correct | Diff from School System Average | Average Points Earned | Average % Correct | Diff from School System Average | Average Points Earned | Average % Correct | Diff from School System Average | Average Points Earned | Average % Correct | Diff from School System Average |
|--------------------------------|----------------------------------|-----------------------|-------------------|---------------------------------|-----------------------|-------------------|---------------------------------|-----------------------|-------------------|---------------------------------|-----------------------|-------------------|---------------------------------|-----------------------|-------------------|---------------------------------|
|                                |                                  |                       |                   |                                 |                       |                   |                                 |                       |                   |                                 |                       |                   |                                 |                       |                   |                                 |
| Lone Pine Academy              | 6372                             | 3.3                   | 66%               | 24%                             | 4.2                   | 84%               | 39%                             | 7.4                   | 37%               | -11%                            | 2.7                   | 11%               | -42%                            | 0.2                   | 1%                | -43%                            |
| Summerville Charter School     | 4619                             | 3.2                   | 64%               | 22%                             | 4                     | 80%               | 36%                             | 15                    | 75%               | 27%                             | 5.2                   | 21%               | -32%                            | 27.4                  | 86%               | 42%                             |
| Great Oak Middle School        | 6280                             | 3.2                   | 64%               | 22%                             | 3.1                   | 62%               | 17%                             | 7.6                   | 39%               | -10%                            | 10.2                  | 41%               | -12%                            | 9                     | 29%               | -16%                            |
| Golden Sierra Middle School    | 2844                             | 0.2                   | 4%                | -38%                            | 2.2                   | 44%               | -1%                             | 4                     | 20%               | -28%                            | 22.4                  | 90%               | 37%                             | 4.8                   | 15%               | -29%                            |
| Willow Park Secondary School   | 1716                             | 4.0                   | 80%               | 38%                             | 3                     | 60%               | 15%                             | 3.6                   | 18%               | -30%                            | 20.3                  | 81%               | 28%                             | 21.8                  | 68%               | 24%                             |
| West Shores Academy            | 1601                             | 2.5                   | 50%               | 8%                              | 2.1                   | 42%               | -3%                             | 2.9                   | 15%               | -33%                            | 20.9                  | 84%               | 31%                             | 13.7                  | 43%               | -1%                             |
| Wildwood School of Fine Arts   | 5980                             | 3.2                   | 64%               | 22%                             | 0.4                   | 8%                | -37%                            | 19.5                  | 98%               | 50%                             | 18.9                  | 76%               | 23%                             | 2.8                   | 9%                | -35%                            |
| Coral Springs Technical School | 2724                             | 0.2                   | 4%                | -38%                            | 3.5                   | 70%               | 25%                             | 14                    | 70%               | 22%                             | 13.7                  | 55%               | 2%                              | 30.1                  | 94%               | 50%                             |
| Trinity School                 | 1776                             | 0.1                   | 2%                | -40%                            | 0                     | 0%                | -45%                            | 10                    | 50%               | -2%                             | 25.1                  | 100%              | 48%                             | 20                    | 63%               | 19%                             |
| Broad River Academy            | 4526                             | 3.4                   | 68%               | 26%                             | 2.2                   | 44%               | -1%                             | 2.3                   | 12%               | -36%                            | 4.8                   | 19%               | -34%                            | 26.7                  | 83%               | 40%                             |
| Beal Gulch Middle School       | 5943                             | 0.4                   | 8%                | -34%                            | 2                     | 40%               | -5%                             | 18.2                  | 91%               | 43%                             | 23.3                  | 93%               | 40%                             | 12.3                  | 38%               | -5%                             |
| Desert Winds Secondary School  | 2101                             | 0.5                   | 10%               | -32%                            | 2.2                   | 44%               | -1%                             | 17.6                  | 88%               | 40%                             | 0.8                   | 3%                | -50%                            | 6.4                   | 20%               | -24%                            |
| Paradise Academy               | 4069                             | 3.2                   | 64%               | 22%                             | 0.2                   | 4%                | -41%                            | 2.2                   | 11%               | -37%                            | 3.5                   | 14%               | -39%                            | 7.4                   | 23%               | -21%                            |

Key: # = Number % = Percentage Diff = Difference





# LEAP 360 Improvements: Reports

## New Test Session List Report

- Provides comparisons between school and test session averages



LEAP 360 - Diagnostic  
Test Session List Report  
Algebra I - Form 1



Grade: 5  
Report Date: XXXX/XXXX

School System: 999 Sample Parish  
School: 888 Sample School

| School | Total # Student Tests Reported | Algebra – Seeing Structure in Expressions |                          | Algebra – Arithmetic with Polynomials and Rational Expressions |                          | Algebra – Arithmetic with Polynomials and Rational Expressions |                          | Algebra – Reasoning with Equations and Inequalities |                          | Functions – Interpreting Functions |                          | Functions – Building Functions |                          | Functions – Linear, Quadratic, and Exponential Models |                          | Mathematical Practices |                          |
|--------|--------------------------------|---|--------------------------|--|--------------------------|--|--------------------------|---|--------------------------|------------------------------------|--------------------------|--------------------------------|--------------------------|---|--------------------------|------------------------|--------------------------|
|        |                                | Total Points Possible                     | School Average % Correct | Total Points Possible  | School Average % Correct | Total Points Possible  | School Average % Correct | Total Points Possible                               | School Average % Correct | Total Points Possible              | School Average % Correct | Total Points Possible          | School Average % Correct | Total Points Possible                                 | School Average % Correct | Total Points Possible  | School Average % Correct |
|        | 4067                           | 10  | 60%                      | 10   | 70%                      | 10   | 60%                      | 32  | 80%                      | 10                                 | 60%                      | 10                             | 60%                      | 10  | 70%                      | 10                     | 80%                      |

The cells highlighted in blue are equal to or greater than the school average percent correct.

| Test Session   | Number of Student Tests Reported | Avg Points Earned | Avg % Correct | Diff from School | Avg Points Earned | Avg % Correct | Diff from School | Avg Points Earned | Avg % Correct | Diff from School | Avg Points Earned | Avg % Correct | Diff from School | Avg Points Earned | Avg % Correct | Diff from School | Avg Points Earned | Avg % Correct | Diff from School |
|----------------|----------------------------------|-------------------|---------------|------------------|-------------------|---------------|------------------|-------------------|---------------|------------------|-------------------|---------------|------------------|-------------------|---------------|------------------|-------------------|---------------|------------------|
| Test Session A | 120                              | 6.2               | 60%           | -10              | 5.0               | 50%           | -10              | 8.3               | 80%           | 0                | 0.0               | 50%           | -10              | 6.3               | 60%           | -10              | 6.3               | 60%           | -10              |
| Test Session B | 130                              | 4.2               | 40%           | -30              | 4.2               | 40%           | -20              | 7.0               | 70%           | -10              | 32.0              | 50%           | -10              | 7.3               | 70%           | 0                | 4.2               | 40%           | -30              |
| Test Session C | 204                              | 8.3               | 80%           | 10               | 8.3               | 80%           | 20               | 9.1               | 90%           | 10               | 31.9              | 80%           | 20               | 8.3               | 80%           | 10               | 8.4               | 80%           | 10               |
| Test Session D | 185                              | 9.3               | 90%           | 20               | 7.4               | 70%           | 10               | 8.2               | 80%           | 0                | 20.2              | 70%           | 10               | 7.1               | 70%           | 0                | 9.5               | 90%           | 20               |
| Test Session E | 141                              | 6.4               | 60%           | -10              | 5.5               | 50%           | -10              | 8.2               | 80%           | 0                | 20.5              | 50%           | -10              | 6.4               | 60%           | -10              | 6.8               | 60%           | -10              |
| Test Session F | 211                              | 4.5               | 40%           | -30              | 4.2               | 40%           | -20              | 7.3               | 70%           | -10              | 18.5              | 50%           | -10              | 7.5               | 70%           | 0                | 4.2               | 40%           | -30              |
| Test Session G | 123                              | 8.6               | 80%           | 10               | 8.2               | 80%           | 20               | 9.3               | 90%           | 10               | 15.8              | 80%           | 20               | 8.6               | 80%           | 10               | 8.0               | 80%           | 10               |
| Test Session H | 145                              | 9.0               | 90%           | 20               | 7.3               | 70%           | 10               | 8.3               | 80%           | 0                | 19.7              | 70%           | 10               | 7.8               | 70%           | 0                | 9.1               | 90%           | 20               |
| Test Session I | 108                              | 8.1               | 80%           | 10               | 8.3               | 80%           | 20               | 9.3               | 90%           | 10               | 25.8              | 80%           | 20               | 8.2               | 80%           | 10               | 2.8               | 80%           | 10               |
| Test Session J | 185                              | 9.2               | 90%           | 20               | 7.4               | 70%           | 10               | 8.0               | 80%           | 0                | 26.7              | 70%           | 10               | 7.2               | 70%           | 0                | 9.2               | 90%           | 20               |
| Test Session K | 165                              | 6.3               | 60%           | -10              | 5.8               | 50%           | -10              | 8.0               | 80%           | 0                | 23.5              | 50%           | -10              | 6.6               | 60%           | -10              | 6.2               | 60%           | -10              |
| Test Session L | 166                              | 4.0               | 40%           | -30              | 4.9               | 40%           | -20              | 7.2               | 70%           | -10              | 25.8              | 50%           | -10              | 7.4               | 70%           | 0                | 4.2               | 40%           | -30              |
| Test Session M | 108                              | 6.3               | 60%           | -10              | 5.1               | 50%           | -10              | 8.2               | 80%           | 0                | 30.5              | 50%           | -10              | 6.2               | 60%           | -10              | 6.3               | 60%           | -10              |
| Test Session N | 155                              | 4.4               | 40%           | -30              | 4.4               | 40%           | -20              | 7.2               | 70%           | -10              | 29.5              | 50%           | -10              | 7.2               | 70%           | 0                | 4.8               | 40%           | -30              |
| Test Session O | 154                              | 8.4               | 80%           | 10               | 8.2               | 80%           | 20               | 9.2               | 90%           | 10               | 27.8              | 80%           | 20               | 8.6               | 80%           | 10               | 8.8               | 80%           | 10               |
| Test Session P | 199                              | 9.0               | 90%           | 20               | 7.2               | 70%           | 10               | 8.8               | 80%           | 0                | 30.1              | 70%           | 10               | 7.4               | 70%           | 0                | 9.9               | 90%           | 20               |
| Test Session Q | 201                              | 6.1               | 60%           | -10              | 5.2               | 50%           | -10              | 8.2               | 80%           | 0                | 20.2              | 50%           | -10              | 6.7               | 60%           | -10              | 6.0               | 60%           | -10              |

Key: # = Number % = Percentage Avg = Average Diff = Difference

# LEAP 360 Improvements: Report Schedule

For the 2018-2019 year, all LEAP 360 reports will refresh nightly once posted. For items that are educator scored, all reports will include scored content within 24 hours.

| Diagnostic Report Type                                     | Diagnostic Report Posted Dates   |
|--|--|
| Student Response Map, Test Session Response Map, Data File | Initial Post: August 2, 2018<br>Additional Posts: Within 24 hours of test completion or scoring  |
| Student Summary Report                                     | Initial Post: August 2, 2018<br>Additional Posts: Within 24 hours of scoring                     |
| Test Session Summary Report, Test Session Roster Report    | Initial Post: August 29, 2018<br>Additional Posts: Within 24 hours of test completion or scoring |
| School Summary Report                                      | Initial Post: August 29, 2018<br>Additional Posts: Within 24 hours of test scoring               |
| School List Report, School System List Report              | Initial Post: October 1, 2018<br>Additional Posts: Within 24 hours of test scoring               |

# LEAP 360 Improvements: Report Schedule

For the 2018-2019 year, all LEAP 360 reports will refresh within 24 hours once posted. For items that are educator scored, all reports will include scored content within 24 hours.

| Interim Report Type   | Interim Report Posted Dates   |
|---|---|
| Student Response Map, Test Session Response Map, District Data File                               | Tentative Initial Post: October 23, 2018<br>Additional Posts: Within 24 hours of test completion or scoring |
| Student Summary Report  | Tentative Initial Post: October 23, 2018<br>Additional Posts: Within 24 hours of test scoring               |
| Test Session Summary Report, School Summary Report, School List Report, School System List Report | Initial Post: TBD<br>Additional Posts: Within 24 hours of test scoring                                      |
| Test Session Roster Report  | Initial Post: TBD<br>Additional Posts: Within 24 hours of test completion or scoring                        |

# LEAP 360 Improvements: Content

## Diagnostic ELA Forms

- Reading and Writing combined into 1A, 1B, and 1C.
- Writing will also be separate forms labeled 2A, 2B, and 2C.

| LEAP 360 Diagnostic Assessment Structure: Grades 3-8, English I, and English II Forms 1A, 1B, and 1C** |                           |                          |   |                         |      |         |                 |                    |   |
|--|---------------------------|--------------------------|---|-------------------------|------|---------|-----------------|--------------------|---|
| Grade/<br>Course   | Sessions                  | Number<br>of<br>Passages | Focus                                     | Points per Item<br>Type |      |         | Total<br>Points | Suggested<br>Time* | Content Assessed  |
|  |                           |                          |   | MC                      | EBSR | PC<br>R |                 |                    |   |
| 5  | Session 1                 | 2                        | MOD lit<br>1 RA info                      | 10                      | 18   |         | 28              | 40 minutes         | RI.4.1-6; 8-9; RL.4.1-6;<br>W.4.1-3; L.4.1  |
|  | Session 2                 | 3                        | 1 pair:<br>RA lit/MOD<br>info<br>1 RA lit | 11                      | 20   |         | 31              | 40 minutes         |   |
|  | Session<br>3: Option<br>A | 1                        | Expository                                |                         |      | 10      | 10              | 40-45 minutes      | Writing standards W.1, 4, 7-<br>8, 10; language conventions<br>standards L.1-2, plus<br>language skills from previous<br>grades |
|  | Session<br>3: Option<br>B | 2                        | Opinion                                   |                         |      | 10      | 10              | 45 minutes         | Writing standards W.2, 4, 7-<br>8, 10; language conventions<br>standards L.1-2, plus<br>language skills from previous<br>grades |
|  | Session<br>3: Option<br>C | 1                        | Narrative                                 |                         |      | 10      | 10              | 40 minutes         | Writing standards W.3, 4, 7-<br>8, 10; language conventions<br>standards L.1-2, plus<br>language skills from previous<br>grades |
|  | Total Points: 69          |                          |   |                         |      |         |                 |                    |   |

# LEAP 360 Improvements: Content

## Math Interim Forms

- Math Grades 6 and 7 will have alternate pathways.

| Subject     | Grade   | Alternative Sequence | Eureka Sequence |
|-------------|---------|----------------------|-----------------|
| Math Form 1 | Grade 6 | Form 1A              | Form 1B         |
| Math Form 2 | Grade 6 | Form 2A              | Form 2B         |
| Math Form 1 | Grade 7 | Form 1A              | Form 1B         |
| Math Form 2 | Grade 7 | Form 2A              | Form 2B         |



# Resources

# eDIRECT: General Information

- **Documents:** Teacher Study Guides, Paper Tests (3rd and 4th grades), Reference Sheets
- **Test Tutorials:** Online Assessment Tutorials Videos

The screenshot shows the 'Documents' section of the eDIRECT interface. At the top, there is a navigation bar with tabs for 'General Information', 'Announcements', 'Documents', 'Downloads', and 'Test Tutorials'. Below this, the 'Documents' section is titled, followed by a link for 'Instructions'. A filter dropdown menu is open, showing 'Administration' with a sub-filter 'Diagnostic/Interim 18-19'. The 'Document Type' dropdown is currently set to '(All)' and is expanded to show a list of document types: 'User Guides', 'Accommodated Audio Files', 'Communication Assistance Scripts', 'Native Language Directions', 'Paper Tests', 'Reference Sheets', and 'Teacher Study Guides'. A 'Show Documents' button is visible below the filter. At the bottom of the screenshot, there is a text prompt: 'Choose from the above filters and click...'.

# Assessment Library/LEAP 360 Site

**Assessment Library:** All Louisiana assessment information is housed here

- <https://www.louisianabelieves.com/resources/library/assessment>

**LEAP 360 Site:** Specific to LEAP 360 documents

- <https://www.louisianabelieves.com/measuring/results/leap-360>

## LEAP 360

| File   | Download                 |
|--|--------------------------|
| 2018 Summit - LEAP 360 District's Guide              | <a href="#">Download</a> |
| 2018 Summit - LEAP 360 Overview with District Slides | <a href="#">Download</a> |
| 2018 Summit - LEAP 360 Teacher Guide                 | <a href="#">Download</a> |
| A District's Guide to LEAP 360                       | <a href="#">Download</a> |
| A Teacher's Guide to LEAP 360                        | <a href="#">Download</a> |
| Interim Demo One Pager                               | <a href="#">Download</a> |
| LEAP 360 - Teacher Session - Diagnostics             | <a href="#">Download</a> |
| LEAP 360 Diagnostic Assessment Quick Start Guide     | <a href="#">Download</a> |
| LEAP 360 District Session - Diagnostics              | <a href="#">Download</a> |
| LEAP 360 Interim Assessment Quick Start Guide        | <a href="#">Download</a> |
| LEAP 360 Interim Preview                             | <a href="#">Download</a> |
| LEAP 360 MOU (2017-2018)                             | <a href="#">Download</a> |
| LEAP 360 MOU (2018-2019) Amendment                   | <a href="#">Download</a> |
| LEAP 360 Summer Session Sign-in Sheets               | <a href="#">Download</a> |
| Parent Guide to the LEAP 360                         | <a href="#">Download</a> |
| Parent Guide to the LEAP 360 (Arabic)                | <a href="#">Download</a> |
| Parent Guide to the LEAP 360 (Spanish)               | <a href="#">Download</a> |
| Parent Guide to the LEAP 360 (Vietnamese)            | <a href="#">Download</a> |

# eDIRECT/LEAP 360 Mini Trainings

| Title                                     | Resources   | Audience                  |
|---|---|---------------------------|
| Accessing the eDIRECT Dashboard           | <a href="#">Presentation/</a> <a href="#">Webinar</a> | District, School, Teacher |
| Managing Users                            | <a href="#">Presentation/</a> <a href="#">Webinar</a> | District, School          |
| Managing Test Administrators              | <a href="#">Presentation/</a> <a href="#">Webinar</a> | District, School          |
| Managing Students/Accommodations          | <a href="#">Presentation/</a> <a href="#">Webinar</a> | District, School          |
| Managing Student Groups                   | <i>Coming Soon</i>                                    | District, School          |
| Managing Test Sessions                    | <a href="#">Presentation/</a> <a href="#">Webinar</a> | District, School          |
| Printing Test Tickets/Viewing Test Status | <a href="#">Presentation/</a> <a href="#">Webinar</a> | District, School          |
| Unlocking Test Tickets                    | <a href="#">Presentation/</a> <a href="#">Webinar</a> | District, School          |

# eDIRECT/LEAP 360 Mini Trainings

| Title  | Resources                            | Audience                  |
|--|--------------------------------------|---------------------------|
| Navigating Student Response Lookup                 | <i>Coming Soon</i>                   | District, School, Teacher |
| Completing Educator Scoring                        | <a href="#">Presentation/Webinar</a> | District, School, Teacher |
| Accessing Reports                                  | <a href="#">Presentation/Webinar</a> | District, School, Teacher |
| EAGLE 2.0: Accessing EAGLE                         | <a href="#">Presentation/Webinar</a> | District, School, Teacher |
| EAGLE 2.0: Creating a Test                         | <a href="#">Presentation/Webinar</a> | District, School, Teacher |
| EAGLE 2.0: Test Session/Test Status/Tickets        | <a href="#">Presentation/Webinar</a> | District, School, Teacher |
| K-2 Formative Tasks: Accessing K-2 Formative Tasks | <a href="#">Presentation/Webinar</a> | District, School, Teacher |

# A Teacher's Guide to LEAP 360

[A Teacher's Guide to LEAP 360](#) serves as a support tool for teachers to use when implementing the components of LEAP 360. A Teacher's Guide to LEAP 360 provides information on goal setting, reporting, instructional planning, and assessment design.

A Teacher's Guide to LEAP 360 is located on the [LEAP 360](#) and [Assessment Library](#) pages.

DEPARTMENT of EDUCATION  
Louisiana Believes

HOME ABOUT US BESE NEWSROOM LIBRARY CONTACT US

EDUCATORS • EARLY CHILDHOOD • TEACHING • LEARNING • MEASURING RESULTS • GRADUATION PATHWAYS • SCHOOL CHOICES • FUNDING

GRADES K-2 ASSESSMENTS  
GRADES 3-4 ASSESSMENTS  
HIGH SCHOOL ASSESSMENTS  
EAGLE  
LEAP 360  
SCHOOL AND CENTER PERFORMANCE  
TECHNOLOGY READINESS  
EXPLORE, PLAN, ACT, WORKKEYS

# LEAP 360

[A TEACHER'S GUIDE TO LEAP 360](#)

[ONLINE TOOLS TRAINING \(OTT\)](#)

[ASSESSMENT LIBRARY](#)

LEAP 360 is an optional, free high-quality assessment system that provides educators with a complete picture of student learning at the beginning, middle, and end of the school year. LEAP 360 delivers streamlined assessments in a comprehensive system for classrooms, schools, and school systems.

- Diagnostic assessments:** determine student readiness for new course work and assist with teachers in setting meaningful and ambitious goals, given at the start of the school year or course
- Interim assessments:** evaluate student learning and monitor progress toward year-end goals and allow teachers to target and adjust instruction, administered at checkpoints throughout the year
- K-2 formative assessments:** provide quality tasks focused on critical student skills in ELA and math
- EAGLE:** integrate high-quality questions into day-to-day classroom experiences and curricula through teacher-created tests, premade assessments, and individual items for small group instruction

LEAP 360  
KEY INITIATIVE  
ONE-PAGER

### INTERPRETIVE GUIDES

| File   | Download                 |
|--|--------------------------|
| EOC Interpretive Guide                               | <a href="#">Download</a> |
| LEAP 2025 Grades 3-8 ELA and Math Interpretive Guide | <a href="#">Download</a> |
| LEAP 2025 Grades 3-8 SS Interpretive Guide           | <a href="#">Download</a> |
| LEAP Grades 3-8 Science Interpretive Guide           | <a href="#">Download</a> |

### LEAP 360

| File   | Download                 |
|--|--------------------------|
| A Teacher's Guide to LEAP 360                    | <a href="#">Download</a> |
| Interim Demo One Pager                           | <a href="#">Download</a> |
| LEAP 360 - Teacher Session - Diagnostics         | <a href="#">Download</a> |
| LEAP 360 Diagnostic Assessment Quick Start Guide | <a href="#">Download</a> |
| LEAP 360 District Session - Diagnostics          | <a href="#">Download</a> |
| LEAP 360 Interim Assessment Quick Start Guide    | <a href="#">Download</a> |
| LEAP 360 Interim Preview                         | <a href="#">Download</a> |
| LEAP 360 MOU (2017-2018)                         | <a href="#">Download</a> |
| LEAP 360 MOU (2018-2019) Amendment               | <a href="#">Download</a> |
| LEAP 360 Summer Session Sign-in Sheets           | <a href="#">Download</a> |

[LEAP 360 Interim Preview Webinar Recording](#)

### K-3 ASSESSMENTS

| File   | Download                 |
|--|--------------------------|
| DRDP-K   | <a href="#">Download</a> |
| Grades K-2 Assessments Fact Sheet                                  | <a href="#">Download</a> |
| Kindergarten Entry Assessment and K-3 Literacy Assessment Guidance | <a href="#">Download</a> |
| PreK-2 Instructional Support                                       | <a href="#">Download</a> |

### LEAP TECHNICAL REPORTS

| File                        | Download                 |
|-----------------------------|--------------------------|
| 2016 LEAP Technical Summary | <a href="#">Download</a> |



# Structure of A Teacher's Guide to LEAP 360

A Teacher's Guide to LEAP 360 is structured into the following sections:

- LEAP 360: In the Classroom
- LEAP 360: Making Meaning
- LEAP 360 and Instructional Planning
- LEAP 360: Assessment Design
- Additional Resources
- Appendix
  - Diagnostic Assessment Teacher Access Links, User Names, and Passwords
  - Interim Assessment Teacher Access Links, User Names, and Passwords
  - LEAP 360 Diagnostic Assessment Calculator Policy
  - LEAP 360 Diagnostic Assessment Reference Sheets
  - EAGLE ELA Passage and Item Information
  - EAGLE Social Studies Passage and Item Information
  - EAGLE Science Passage and Item Information

# When do I use A Teacher's Guide to LEAP 360?

- When I have a question about LEAP 360
- When I need more information about a component of LEAP 360
- When I want to know about the types of items available in LEAP 360
- When I want to know more about LEAP 360 reports
- When I want to know more about the format of a Diagnostic Assessment
- When I want to know more about the format of an Interim Assessment
- When I want to know what type of calculator my students should use for a diagnostic assessment
- When I want to find a passage set in EAGLE

# What is the District Guide?

[A District's Guide to LEAP 360](#) serves as support tool for districts to use when implementing the components of LEAP 360 in schools. Districts should use this guide and its resources to develop a plan for LEAP 360 training, administration, and data analysis and to guide instructional and assessment planning in schools.

A District's Guide to LEAP 360 is located on the [LEAP 360](#) and [Assessment Library](#) pages.

The screenshot shows the title page and overview of the 'A District's Guide to LEAP 360'. It includes an overview paragraph, a list of LEAP 360 components, and a list of district responsibilities. The LEAP 360 logo is at the top.

**LEAP 360**  
A District's Guide to LEAP 360

**Overview**

The District's Guide to LEAP 360 serves as support tool for districts to use when implementing the components of LEAP 360 in schools. Districts should use this guide and its resources to develop a plan for LEAP 360 training, administration, and data analysis and to guide instructional and assessment planning in schools.

**LEAP 360 Overview**

LEAP 360 offers assessments designed to help teachers, schools, and school systems monitor student learning and adjust instructional support prior to the LEAP 2025 summative assessments. The overall purpose of LEAP 360 is to:

- [Inform and drive classroom instruction](#)
- [Reduce testing](#)

**LEAP 360 Components**

LEAP 360 assessment tools include the following components:

- [Diagnostic assessments](#): help educators pinpoint existing strengths and weaknesses of students entering classrooms
- [Interim assessments](#): evaluate student learning and monitor progress toward year-end goals and allow teachers to target and adjust instruction throughout the year
- [EDGE 2.0](#): allows teachers to integrate high-quality questions into day-to-day classroom experiences and curricula
- [8-12 Formative Tests](#): provide quality tasks focused on critical student skills in ELA and math

**District Responsibilities**

1. [Perform an assessment inventory to eliminate unnecessary testing](#)
2. [Provide schools with a year-end release](#)
3. [Choose assessment forms](#)
4. [Provide appropriate training for district staff, school leadership, and teachers](#)
5. [Conduct LEAP 360 test setup](#)
6. [Support test administration and scoring](#)
7. [Analyze report data to support counselor and instructor decision-making](#)

**Resources**

- [LEAP 360 FAQ](#)
- [LEAP 360 Training](#)
- [A Teacher's Guide to LEAP 360](#)
- [District's User Guide](#)
- [A Parent Guide to LEAP 360](#)
- [Diagnostic Checklist Guide](#)
- [Interim Checklist Guide](#)
- [EDGE 2.0 User Guide](#)
- [8-12 Formative Tests Resource](#)

For additional questions, email [support@leap360.org](mailto:support@leap360.org)

The screenshot shows the 'LEAP 360 Administration Checklists' page. It includes an introduction to the checklists, a section for 'Before Administration' with a list of tasks, and a section for 'Diagnostic/Interim: District Checklist for Implementation' with a list of tasks.

**LEAP 360 Administration Checklists**

LEAP 360 checklists cover the steps to be taken before, during, and after assessment administration to support schools and teachers in successful LEAP 360 implementation.

**Before Administration**

- Sign and return [LEAP 360 2018-2019 Assurances](#) by July 7, 2018
- Perform an assessment audit prior to the start of school to remove assessments that are not aligned or do not come from Tier 1 resources and communicate updated assessment plan to district and school leaders. For guidance, utilize [Assessment Inventory](#) resources.
- Provide appropriate [training](#) to all district staff, school leadership, and teachers prior to school starting and throughout the year; include regular opportunities to regroup and discuss implementation
- Review and provide appropriate diagnostic/interim [resources](#) to district staff, school leadership, and teachers with adequate time to prepare for the upcoming school year
- Provide an assessment calendar to schools prior to the start of school. Use the [Year at a Glance](#) table and [A Teacher's Guide to LEAP 360](#) for guidance. Assessment calendars should include:
  - [Forms chosen for LEAP 360 assessments](#)
  - [Timeline windows for LEAP 360 assessments](#)
  - [Dates and sequence aligned to the LEAP 360 assessments](#)
- Determine if LEAP 360 assessments will be timed for students. Suggested times for Diagnostic and Interim assessments can be found in [Appendix A](#) and in [A Teacher's Guide to LEAP 360](#)
- Set district timelines for test administration, educator scoring, and data analysis/future planning
- Develop a contact plan for troubleshooting during testing
  - For troubleshooting guidance, reference the [Technical Troubleshooting Tips: Technical Assistance Protocol](#) and the [Statewide Assessments Frequently Asked Questions](#) documents
- Outline LEAP 360 responsibilities to district and school technology coordinators
  - Develop communication plan with district and school technology coordinators prior to school starting and throughout the year; include regular opportunities to regroup and discuss technology readiness
  - Ensure PROBT and the Testing System Manager are set up at all schools. For guidance, see the [DRC Testing Site Manager](#) user guide
- Ensure all appropriate district staff, school leadership, and teachers have unpacked each assessment to understand the questions, standards alignment, item types, what the questions are asking, how questions are asked, and how to incorporate best practices into assessment creation/lessons
  - Reference the Teacher Study Guides (Coming Soon) posted in [eDIRECT](#)
- Communicate the available accommodations for LEAP 360 assessments and how to assign appropriate accommodations in [eDIRECT](#) to appropriate district staff, school leadership, and teachers
  - Large Print for grades 3-4, audio files, and communication assistance scripts are posted under General Documents in eDIRECT; braille tests must be ordered as Additional Materials in [eDIRECT](#)

# Structure of A District's Guide to LEAP 360

A District's Guide to LEAP 360 is structured into the following sections:

- Overview of the Guide
- Purpose of LEAP 360
- Year at a Glance
- LEAP 360 Trainings
- Administration Checklists
  - Diagnostic and Interim (before, during, and after)
  - EAGLE 2.0 (before, during, and after)
  - K-2 Formative Tasks (before, during, and after)
- Do's and Don'ts
- Reports and Data Analysis
- Frequently Asked Questions
- Appendices
  - Diagnostic and Interim Test Designs
  - EAGLE 2.0 Items

# Parent Guide to LEAP 360

[A Parent Guide to LEAP 360](#) answers the following for parents:

- What is LEAP 360?
- How can I view and use my child's LEAP 360 results?
- What questions can I ask my child's teacher when discussing LEAP 360 results?
- Where can I go for more information?

## → PARENT GUIDE TO LEAP 360 ←



### WHAT IS LEAP 360?

LEAP 360 is designed to measure how well students are mastering the Louisiana Student Standards for their grade and subject area throughout the year. LEAP 360 helps:

- ✓ schools and school systems by significantly reducing the amount of time students spend taking tests;
- ✓ teachers by providing information on how to adjust instruction to meet all students' needs; and
- ✓ parents by providing important information on how well their child is progressing towards their learning goals for the year.



#### DIAGNOSTIC ASSESSMENTS

Where is my child at the start of the year or course?

**WHAT** Determine your child's readiness for a new grade or course. LEAP 360 diagnostic assessments help teachers pinpoint existing strengths and weaknesses of your child.

**WHEN** Beginning of the year or start of a course

**WHO** Students in grades 3-8 (ELA and math), English I, English II, Algebra I, and Geometry

#### INTERIM ASSESSMENTS

Is my child progressing?

**WHAT** Check student learning and progress toward year-end goals.

**WHEN** 2-3 major checkpoints during the year after large periods of instruction

**WHO** Students in grades 3-8 (ELA and math), English I, English II, Algebra I, and Geometry

#### EAGLE 2.0 AND K-2 FORMATIVE TASKS

Which skills does my child need?

**WHAT** K-2 formative tasks assess English language arts and math skills for students in grades K, 1 and 2. EAGLE provides high-quality questions that teachers can use in day-to-day lessons and assessments.

**WHEN** Throughout the year

**WHO** Students in grades K-12 in ELA, math, science, and social studies

Talk to your child's teacher to see how he or she plans to use LEAP 360 and how you might answer any questions that your child may have.



### HOW CAN I VIEW AND USE MY CHILD'S LEAP 360 RESULTS?

LEAP 360 student reports will include information about your child's performance in particular areas but will not provide an overall score. Each school system will decide how to share this information with teachers, parents, and students.

**As a parent, you can use LEAP 360 results to guide a discussion with your child's teacher(s) about additional supports or enrichment that may be needed in class and at home.**

**HERE ARE SOME SUGGESTED QUESTIONS TO ASK WHEN DISCUSSING THE RESULTS WITH YOUR CHILD'S TEACHER(S):**

- Where is my child doing well, and where does he or she need improvement?
- What can be done in the classroom to help improve his or her area(s) of weakness?
- What can be done to appropriately challenge my child in areas where he or she exceeds the expectations?
- How can I help support my child's learning at home?



#### FAMILY Support TOOLBOX

**FOR MORE INFORMATION ABOUT LEAP 360, OR OTHER STATE TESTS, TALK TO YOUR CHILD'S TEACHER OR PRINCIPAL, visit the Family Support Toolbox at <https://www.louisianabelieves.com/resources/family-support-toolbox>.**

**or email the Louisiana Department of Education at [assessment@la.gov](mailto:assessment@la.gov).**

**DEPARTMENT of EDUCATION**  
Louisiana Believes

# LEAP 360 Resources

- [LEAP 360 webpage](#)
- [A Teacher's Guide to LEAP 360](#)
- [A District's Guide to LEAP 360](#)
- [eDIRECT](#)
- Teacher Study Guides (available in [eDIRECT](#))
- Webinars and Mini-trainings available on the [LEAP 360 page](#)



# Additional Resources

- [LEAP 360 Diagnostic Assessment Quick Start Guide](#)
- [LEAP 360 Interim Assessment Quick Start Guide](#)
- [Louisiana Student Standards in ELA](#)
- [ELA Guidebooks, 2.0](#)
- [Teacher Support Toolbox Library](#)
- [Online Tools Training \(OTT\)](#)
- LDOE Remediation Guides
- LEAP 2025 Equation Builders
- [K-12 Louisiana Student Standards for Math](#)
- [K-12 LSSM Alignment to Rigor](#)

# Closing Thoughts: Key Takeaways

LEAP 360 assessments are important tools in educators' toolboxes that serve a variety of purposes.

- The primary intention of LEAP 360 is to give educators access to rich, high-quality assessments that streamline assessment.

Once your return home you should:

- take the Diagnostic through the Teacher Access or Teacher Study Guide
- review K-2 formative tasks and EAGLE 2.0 items to determine where/when to integrate them into your instruction
- plan with your team time to complete educator scoring collaboratively throughout the year

# Support

Please contact [assessment@la.gov](mailto:assessment@la.gov) with any LEAP 360 questions or suggestions throughout the school year.

Feel free to reach me with any questions/concerns:

Chanda Johnson

[chanda.johnson@la.gov](mailto:chanda.johnson@la.gov)

Em Cooper

[em.cooper@la.gov](mailto:em.cooper@la.gov)