

Title IV, Part A Waiver Application Process


Presented By: Dr. Terri L Byrd, Daphne Flentroy, Julee Wright



May 6, 2026

Agenda

- Provide an Overview of the Title IV Part A Waiver Application Process
- Review Examples of Information Requirements
- Support Documentation Uploads
- Q & A



Title IV, Part A Program

The Title IV - A Program is intended to improve students' academic achievement to:




Support Well-Rounded Educational Opportunities



Support Safe and Healthy Students



Support the Effective Use of Technology



Title IV, Part A Program Requirements

- Standard Title IV, Part A Program statutes require specific spending caps on content areas for LEAs allocated \$30,000 or greater:
 - **Minimum 20%** for Well-Rounded
 - **Minimum 20%** for Safe and Healthy Students
 - **A portion of funds** for Effective Use of Technology (LEAs may spend no more than 15 percent of EUT funds on technology infrastructure purchases).
- The Ed-Flex Waiver allows the LEAs to remove these caps



Step-by-Step Guide to Completing the Waiver Application

Step #1:

Primary Contact Name

Email of Primary Contact




Step-by-Step Guide to Completing the Waiver Application

Step #2:

The waiver being requested is:

- New Waiver
- Renewal Waiver



Step-by-Step Guide to Completing the Waiver Application

Step #3:

If a waiver was awarded previously are changes being requested this year?

- Yes the LEA is seeking to change funding percentages and objectives from last year.
- No the LEA is maintaining the previous waiver's percentages and objectives



Step-by-Step Guide to Completing the Waiver Application

Step #4: Please select content areas that a waiver is being sought for in the coming year:

- Well-Rounded Education
- Safe and Healthy Students
- Effective Use of Technology
- 15% or more Technology Infrastructure



Step-by-Step Guide to Completing the Waiver Application

After selecting your content area(s), you will be prompted to answer two follow-up questions and provide additional information for each content area(s) selected.



Step-by-Step Guide to Completing the Waiver Application

Follow-Up Question #1:

Provide data driven justification from the Needs Assessment to inform the waiver request in the content area selected.

Example Response:

The Parish is requesting a waiver to enhance opportunities for high schools in areas such as Dual Enrollment (including AP courses), ACT preparation, and College and Career Pathways. Last year, only ten(10) students districtwide participated in dual enrollment courses, with a 100% completion rate. Thirty(30) students participated in CTE courses, with 29 of these students successfully completing the requirements. Twenty-nine(29) students received industry-based credentials, which was a 97% completion rate. Due to this success, we would like to increase the opportunity for more students to participate. The LEA projects a minimum of twenty (20) students participating in dual/AP enrollment courses, sixty(60) students completing CTE courses, and sixty(60) students receiving industry-based credentials and successfully completing the coursework. Additionally, the ACT preparation course will be expanded and is projected to increase the overall average score from 18.3 to 18.5 by the end of the 2026-2027 school year. Last year, our results indicated a .2 increase in our overall average.



Step-by-Step Guide to Completing the Waiver Application

Follow-Up Question #2:

Briefly provide the anticipated progress that the flex waiver for the selected content area will have on addressing student achievement gaps.

Example Response:


The waiver will allow the district to expand resources to other high schools. For example, over the next three school years, we anticipate increasing the number of high school students who enter college with acquired credits, achieve higher scores on the ACT for scholarships, including TOPS, and increase opportunities for career exploration to facilitate transition to post-secondary enrollment or professional careers. This will be accomplished through outreach to community colleges and universities, offering both in-person and online courses for students. We will be able to increase access to CTE courses. Furthermore, we intend to enter into contractual agreements with vendors to provide ACT preparation services, as well as provide our teachers with strategies to utilize in their classes that will assist in raising ACT scores.



Step-by-Step Guide to Completing the Waiver Application


Part III: Assurances

- Please check the box below to confirm that the LEA has provided the information requested to meet the requirements for the waiver




Step-by-Step Guide to Completing the Waiver Application

- Check the box below to confirm that the LEA understands that this waiver will be granted for as long as LDOE has Ed-Flex authority to waive the Title IV, Part A apportionment requirement.




Step-by-Step Guide to Completing the Waiver Application

- ❑ Please upload supporting documentation (i.e. CIR/UIR plan, Needs Assessment, etc.) Allowable file types are Microsoft Word and PDF. Files must be less than 10MB in size no special characters. Uploading a file that does not comply will result in errors and loss of unsaved data.



Questions & Answers



For More Information Contact

Dr. Terri Byrd
Terri.Byrd@la.gov

Daphne Flentroy
Daphne.Flentroy@la.gov

Julee Wright
Julee.Wright@la.gov

