

Louisiana Believes

Webinar for Teacher Leader Points of Contact 2016 Teacher Leader Summit

Thursday, May 12 at 2:30-3:30 *or* Friday, May 13 at 10:00-11:00



2016 Teacher Leader Summit: Registration Update

Registration for the 2016 Teacher Leader Summit has closed. We look forward seeing many of you there!

Location: Morial Convention Center, New Orleans

Agenda:

Wednesday, June 1

Teachers, early childhood

10:30-12:30 Sign-in
12:30-2:00 Session 1
2:20-3:50 Session 2

Thursday, June 2

Teachers, early childhood, supervisors

7:30-8:30 Sign-In
8:30-9:15 General Session
9:45-11:15 Session 3
11:30-1:00 Lunch (provided)
1:00-2:30 Session 4
2:50-4:20 Session 5

Friday, June 3

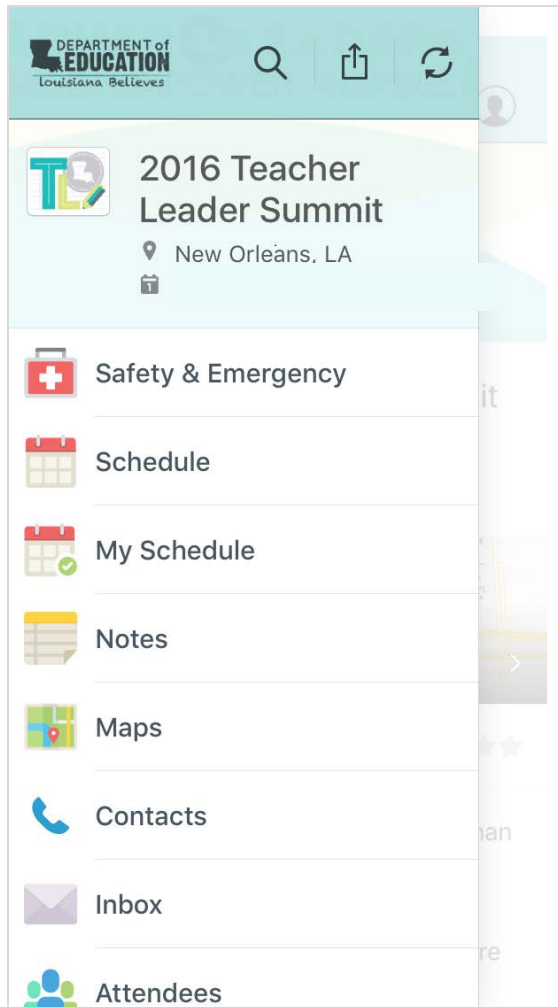
Supervisors

7:30-8:30 Sign-in
8:30-10:00 Session 4
10:20-11:50 Session 5

Arriving at the Summit:

1. Registration will take place in Hall B-2 and is organized alphabetically by last name.
2. Please sign-in each day you are attending.
3. Please wear your name badge at all time on site as it will used to allow you into rooms.

Teacher Leader Summit App: Downloading



In preparation for the 2016 Teacher Leader Summit, all participants must download the new mobile app.

Benefits of the app:

- Houses the most current information about sessions including the schedule, room number and materials.
- Allows you to easily search for sessions that fit your needs and add them to a personalized schedule.
- Provides the LDOE with information that will help us improve your experience at the event.

Downloading instructions:

- To [download the app](#) to your **tablet and phone**, search "LDOE" in the Apple App store or the Android Market Google Play Store.
- Click [here](#) to access the app on your **computer** (*recommended*).
- Please **enable push notifications** for this app so you receive critical updates during the event.

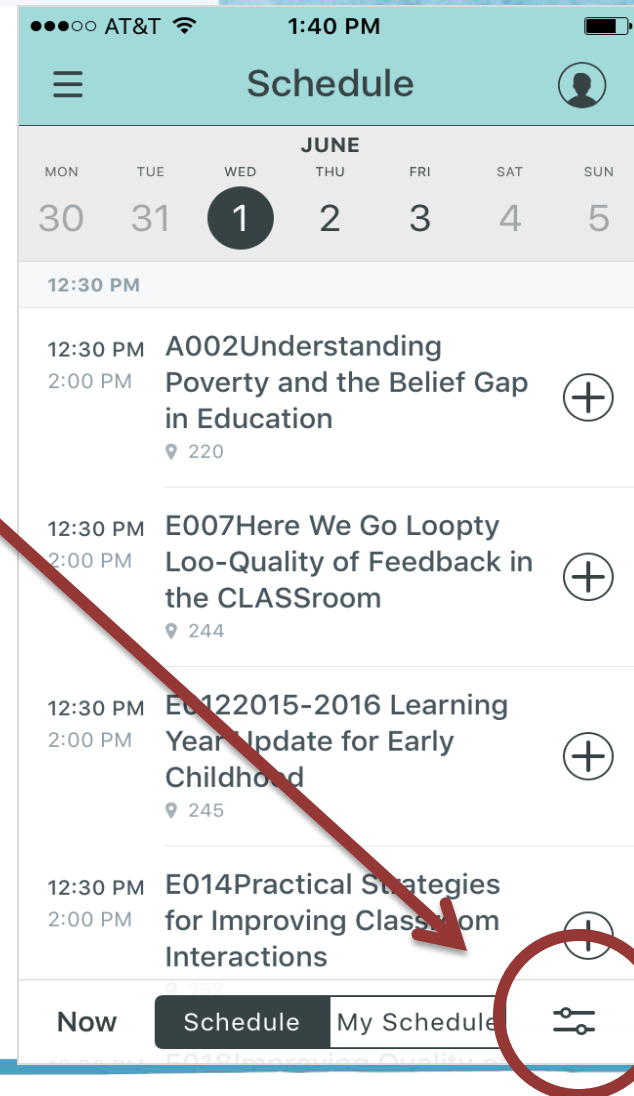
Teacher Leader Summit App: Searching for Sessions

Search for sessions in two ways:

1. If you know the exact session you want, **select the magnifying glass** and type in your session code (e.g. S201) from the [session list](#).
2. If you want to see a variety of sessions that might apply to you, **select the filter** on the lower right hand of the schedule tab and filter by topic.

NOTE:

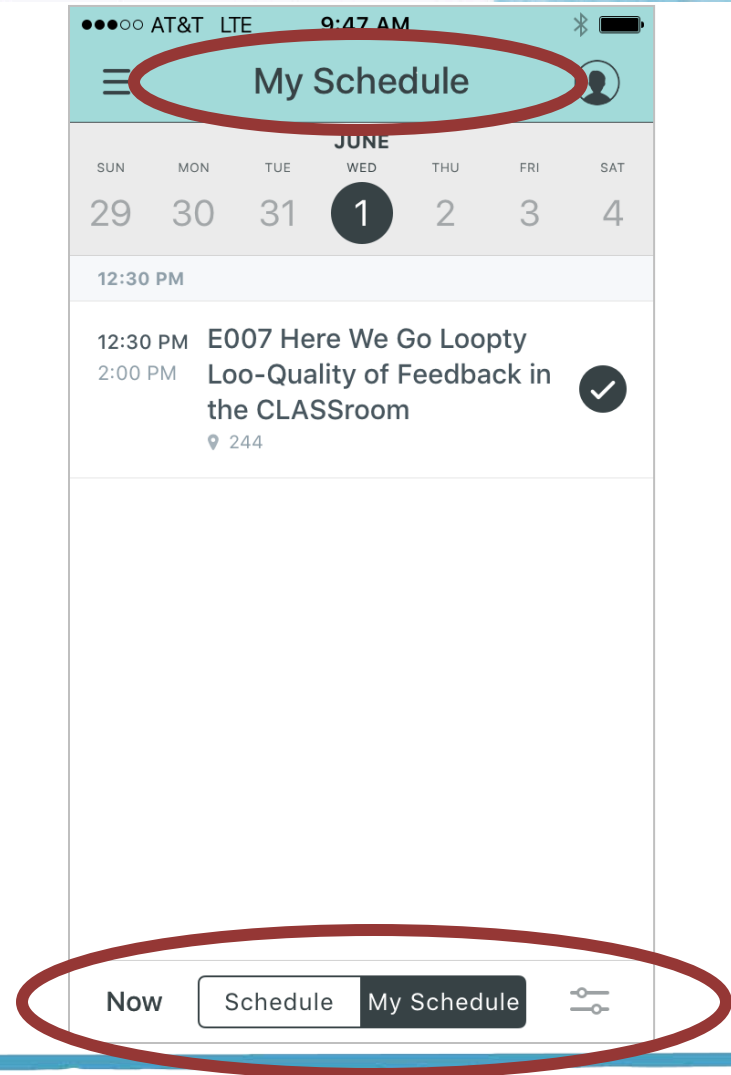
- Session code S= supervisors
- Session code T= teachers
- Session code E= early childhood
- Session code A= all/general
- The numbers in parentheses at the end of session titles are the grades the session targets



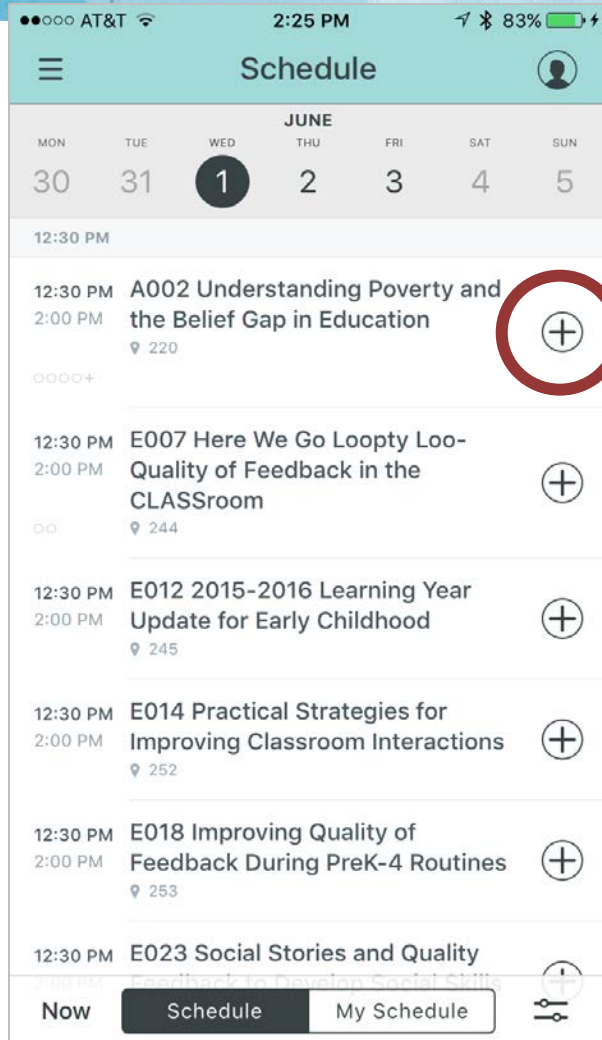
Teacher Leader Summit App: Building a Personalized Schedule

Add your top 10-15 sessions to your personalized schedule.

This will help you build your schedule and will allow us to project room size more accurately.

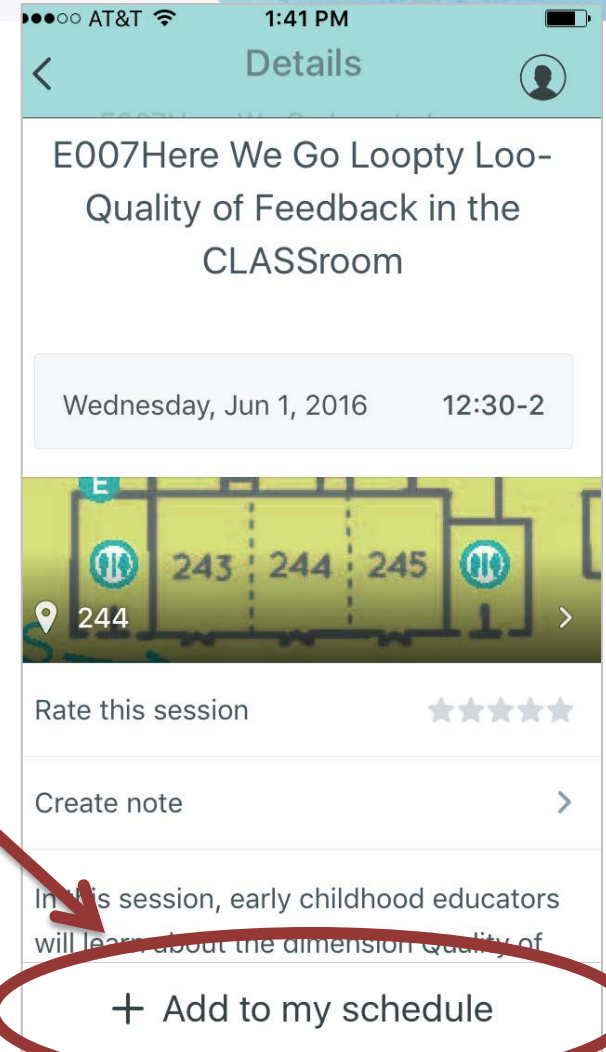


Teacher Leader Summit App: Building a Personalized Schedule



There are two ways to add a session to your personalized schedule:

1. From the full schedule, **click the plus sign.** That session will automatically be added to your personalized schedule.
2. Click on a session from the full schedule to open it and select **“add to my schedule”** to create a personalized list of your top sessions during the event.



Summit Next Steps

1. Make final travel arrangements for all participants.
1. Download the app on both your phone and your tablet/computer.
1. Create a personalized schedule with the top 10-15 sessions you would like to attend.
1. Download session materials for any sessions in which you are interested.
2. Ensure all of your LEA's Summit registrants do steps 2-4, as well.

For questions please reach out to Louisianateacherleaders@la.gov or DistrictSupport@la.gov.