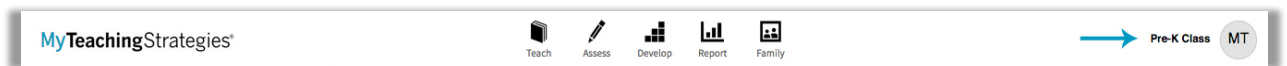


## Upgrading to *MyTeachingStrategies*™: What You Need To Know

### How is the updated look and feel different from *GOLD*® Birth through Kindergarten?


- Instead of using tabs to organize the features and functionality within the tool, users will navigate *MyTeachingStrategies*™ by using the five areas located at the top of each screen. These five areas, “Teach,” “Assess,” “Develop,” “Report,” and “Family,” will include the features and functionality that you are familiar with to create planning forms, enter documentation, finalize checkpoint ratings, access professional development resources, generate reports, and communicate with families.
- Other management features, such as checking messages, adding classes and children, accessing the Sandbox, toggling between classes, and logging out, are found by clicking on the Profile icon at the top right of every screen.



- You will notice that the color scheme will change on each screen depending on which area you are visiting within *MyTeachingStrategies*™. You will notice that:
  - **Blue** is associated with the **TEACH** functionality.
  - **Gold** is associated with the **ASSESS** functionality.
  - **Orange** is associated with the **DEVELOP** functionality.
  - **Purple** is associated with the **REPORT** functionality.
  - **Green** is associated with the **FAMILY** functionality.
- To return to your Dashboard at any point in time, you can select the *MyTeachingStrategies*™ logo located at the top left of every screen.
- Please visit the “How is *MyTeachingStrategies*™ structured?” FAQ above to review the upgraded structure of *MyTeachingStrategies*™.

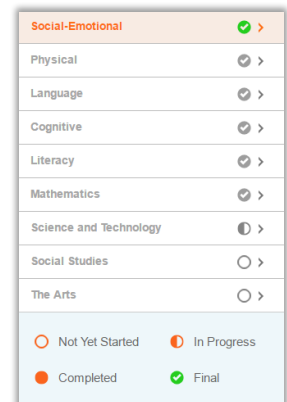
## Has anything been relocated in the system?

- **The information that was previously within your Dashboard is now found in various locations throughout *MyTeachingStrategies*™.**
  - **Professional Development** options can now be found in the “Develop” area of *MyTeachingStrategies*™.
  - **Interrater Reliability (IRR) and Online Professional Development Courses and Tutorials** can also be found in the “Develop” area, along with new professional development opportunities, some of which are included with your subscription and others that are available for separate purchase. Reports on IRR and Courses can be found in the “Report” area of *MyTeachingStrategies*™.



- You can now **edit your Profile** from your Profile icon found at the top right of every screen by selecting “Manage My Profile.”
  - Your **Sandbox** will now also be found in your Profile icon and you can enter it by selecting “Enter Sandbox.”
- 
- **Navigation**
    - **Support and Resources** can now be found on any screen when you select the large question mark icon located at the bottom left of every screen.
    - If you have **multiple classes**, rather than switching between classes within each navigation screen, you can now switch classes within your Profile icon.
    - If you are an **Administrator**, you no longer need to use the **Change Role** function to access your Administrator features. Now, you will find all your Administrator features in your Profile icon found at the top right of every screen.
    - The **Access Site as this User** feature is now referred to as “Emulate User.” This icon will allow you to emulate any user within a site, program, or organization where you have administrative rights.

- **Assess**
  - You are now able to **View Documentation, View Portfolios, and Search Documentation**, all from one location! When you are in the “Assess” area, select the sub navigation titled “View Documentation” and use the filter option to perform these tasks. Also, within the “View Documentation” screen, you now have the capacity to view more pieces of documentation at once than ever before!
  - Your **Checkpoint** options are now streamlined to just two: Checkpoint By Child and Checkpoint By Class in the “Assess” area. This will save you time when deciding how to best select and finalize checkpoint data. You will also find an updated interface where you can quickly see how far along you are with your checkpoint ratings in the summary screen. Note: Kindergarten teachers will have access to the *GOLD*® Kindergarten Entry Assessment Survey as a checkpoint option for their first checkpoint period.
- **Teach**
  - Your **calendar and planning features** can now be accessed within the “Teach” area. Formerly available only to *GOLDplus*® subscribers, now all *GOLD*® users will find support that will help to link assessment data with instruction. Teachers working in this area will find support for a streamlined and simplified planning process with weekly and monthly calendars and innovative tools that let you populate or rearrange your days with just a few taps. Many digital curriculum assets, including a selection of *Intentional Teaching experiences*, will also be found within the “Teach” area.
- **Report**
  - The **Assessment Status Report** has moved to the “Report” area and has been updated to represent data in a more streamlined manner. Please see the on-screen support and resources found in the question mark at the bottom of your screen for a guide on how to use the updated Assessment Status Report.
  - **Documentation by Objective/ Dimension Report** is now called the “Documentation Status Report” and can also be found in the “Report” area.
  - The **Alignment Report** was formerly found within the Snapshot Report, but now exists as a stand-alone report within the “Report” area.



Within the *MyTeachingStrategies*™ product tour, the *MyTeachingStrategies*™ How-To Guides, and the embedded support and resources, you will see reminders for where these items can now be found.

### Will my student and classroom data remain in the system?

- All student data, including active and archived students, documentation that was previously taken, and checkpoint ratings, will remain in the “Assess” area of *MyTeachingStrategies*™. Your administrator, teacher, and classroom data will also all remain within the system to utilize without interruption.

### Are there any new features in *MyTeachingStrategies*™?

- We are thrilled to be launching several new features that you will have access to in *MyTeachingStrategies*™:
  - **General**
    - Updated user-friendly interface
    - Expanded progressions through 3<sup>rd</sup> Grade
    - Tablet-friendly interface
    - Updated mobile app
  - **Report**
    - Filtering option for many large-scale reports
    - Administrator access to run teacher-facing reports
    - A new Report Card option
    - Ability to include preliminary levels in the Individual Child Report
  - **Professional Development**
    - Updated online courses on topics like Objectives for Development and Learning and *GOLD*® Introduction
    - New opportunities for professional development with potential to earn CEU credit
    - Updated progress reporting for courses and IRR
  - **Teach**
    - All teachers now have access to certain features formerly available only to *GOLDplus*® subscribers, including robust planning functionality that will not only give you the ability to use a customizable calendar, but will also help to link assessment data with instruction
  - **Assess**
    - Ability to view progressions in a full scrollable progression view or a specific level view

- *GOLD*® Kindergarten Entry Assessment Survey will support kindergarten teachers' collection of data during the first several weeks of the school year
- **Family**
  - Family access is now available through a mobile app, allowing family members to easily access shared materials on their phone or tablet device

**Is there anything that I might be used to in the system that will no longer be available in *MyTeachingStrategies*™?**

- Families will now have access to a mobile app rather than **Family Central**. This will help to keep families informed on-the-go and to engage them in new and exciting ways! To utilize the new family app, family members will need to be invited into the system to log in.
- Be sure to download and save any **historic weekly planning forms** that you would like to reference in the future, because with the new enhanced planning features, the planning tool is not compatible with the old plans.
- During the transition, some of your saved items will not carry over into the updated interface. Please note that your **historic messages** and **historic newsletters** will not be moving into the updated system.
- **Student forms** will no longer be a component of *MyTeachingStrategies*™ due to low usage.
- With the new planning features, rather than using the **activity library**, you will now have access to many of the *Intentional Teaching* experiences that are a part of *The Creative Curriculum*® for Preschool and *The Creative Curriculum*® for Infants, Toddlers & Twos. Please feel free to save PDF versions of any activities that you may have used often within the activity library.