

Reading, Research, Writing from the Library to the Classroom

Kim Howell, Adri Leblanc, Charlene Picheloup, Kristy Sturm

Participants will:

- become familiar with Worldbook online as an authoritative source.
 - integrate information literacy and technology skills in their library lessons.
 - gather ideas to collaborate with teachers across the curriculum.
 - chart it out!
-



Tip

Never tell a
teacher no!

Keep your
library open!

Reading & Social Studies

Booktalk-https://docs.google.com/a/lpssonline.com/presentation/d/1t3sHpjeWhNskzLy_iQ04yFyVc5FpFAgfg4jiW7ZxkdY/edit?usp=sharing

Holocaust Museum Webquest-


<https://docs.google.com/a/lpssonline.com/document/d/1rtNfUkHS035aCZZw6Via-SE2XZMH899N14wM5qx0LA/edit?usp=sharing>

Video Conferencing Bridging the Gap

Google Hangout with a Holocaust Survivor 310-772-2502



Social Studies



Tips

You will never know the answer if you don't ask! (ie: Author visits, Skype visits, signed books by authors, etc.)

PD-Be creative! (ie: twitter is an extremely incredible way to collaborate with other librarians out of your little bubble)

Make every student a librarian in training...teach them!

Ask 3 before me.

Where have all the Whoopers Gone?

A webquest

- Research
- Social Studies
- Science
- Art
- Collaboration between the library and the classroom.
- LA facts-past and present
- LA Wildlife and Fisheries collaboration



Whooping Crane Presentation:

This is an original
song written by
these girls.

This is cross
curricular with music.



English

How would you
change the world for
the better?



Tip

Teachers Pay Teachers is a great resource for lesson ideas.

Many are free.



A few of the topics chosen were:

- **More funding for NASA**
- **Save the coral reefs**
- **Suicide prevention**
- **Domestic violence awareness**
- **Prevent animal cruelty**
- **Spread happiness through music**
- **End religious discrimination**
- **Eat more cherries**



Tip

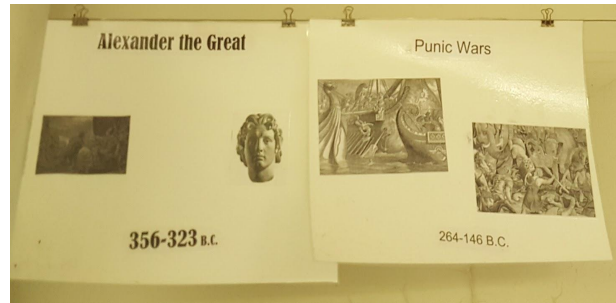
Writing assignments do not always have to be essays.

Environmental Science

Biomes are specialized environments for groups of plants and animals. Examples are the tundra, grasslands, deserts, forests, etc.

Students research each biome and create a video for the Survivor TV show detailing the benefits and drawbacks of filming in each biome.

The goal here is synthesis and comparison of information. Students conduct research using library resources and bibliographies created by the Librarian and teacher.



Tip

Don't be afraid to fail. If a project doesn't go as planned just pretend it's in the lesson plan.



Science - To Infinity and Beyond

P - Purpose and Presentation

A - Authority

R - Reliable Information

C - Currency



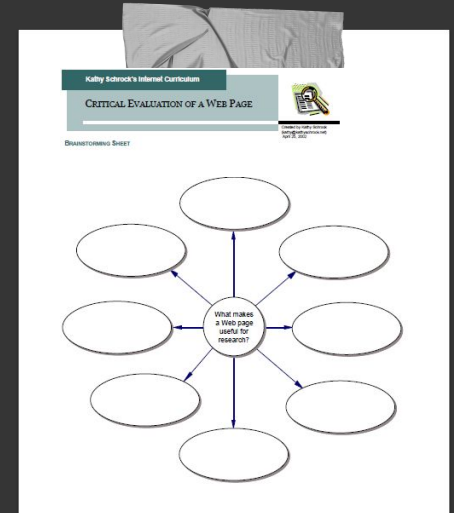
Tip

Teach students to use Worldbook online.

Require teachers to stay for lesson. They will learn also!

Evaluating Websites

BrainPop- “Online Sources”
Flocabulary- “Can I
Trust It”





THE FIVE W'S OF WEB SITE EVALUATION

WHO

Who wrote the pages and are they an expert?
Is a biography of the author included?
How can I find out more about the author?

WHAT

What does the author say is the purpose of the site?
What else might the author have in mind for the site?
What makes the site easy to use?
What information is included and does this
information differ from other sites?

WHEN

When was the site created?
When was the site last updated?

WHERE

Where does the information come from?
Where can I look to find out more about
the sponsor of the site?

WHY

Why is this information useful for my purpose?
Why should I use this information?
Why is this page better than another?

Math

How do you support Math?

Pi Day

Books on Math topics



Tip

Yes- Even Math!



Kim Howell- kim.howell@bossierschools.org,
Twitter-@loviehowell21, Instagram-@loviehowell21

Adri Leblanc - adri.leblanc@cpsb.org

Charlene Picheloup- chpicheloup@iberia.k12.la.us

Kristy Sturm- kasturm@lpssonline.com, Twitter Library
Kristy @kristy_sturm