

Louisiana Believes

Welcome

The Department is providing districts ***increased, intensive support*** in preparation for the 14-15 school year. These calls bring together functions across districts to make sure that all planning decisions are made with one, shared view of what is necessary to be ready for the next school year.

Who: Superintendents along with senior staff (academics, technology, finance)

This call will:

1. Introduce information about the Spring field test administration
2. Explain the technology footprint
3. Describe upcoming curricular resources, including instructional resource reviews, curriculum recommendations, and curriculum guidebooks

Preparing for the 14-15 School Year

- Spring Field Test Basics
 - Tutorials and Sample items
 - Test times
 - Testing technology—headphones and calculators
 - Accessibility and accommodations features
 - Additional resources
 - Next steps
- Technology Footprint & Resources
- Curriculum Resources
- Calendar & Next Steps

Focus Area - Curriculum and Assessment

MILESTONE	DECISIONS FOR CONSIDERATION
Choose high quality curricula and train teachers to use these curricula	
Use benchmark assessments at scheduled points in the year to assess student progress	
Plan for state assessments	<ul style="list-style-type: none"> ● Establish assessment calendar that includes state assessments. ● Ensure principals and teachers are familiar with contents of Department's assessment guides⁷. ● Familiarize students and teachers with the assessment features using tools released by the Department.
Ensure schools are technologically equipped to support curriculum, academics, and assessments	

14-15 Assessment Plan

Grade	Subject	13-14 Assessment	14-15 Assessment
Grades 3 to 8	ELA	LEAP and iLEAP	PARCC
	Math	LEAP and iLEAP	PARCC
	Science	LEAP and iLEAP	LEAP and iLEAP
	Social Studies	LEAP and iLEAP	LEAP and iLEAP
High School	All subjects	ACT Advanced Placement	ACT Advanced Placement
	ELA	English II EOC English III EOC	English II EOC English III EOC
	Math	Algebra I EOC Geometry EOC	Algebra I EOC Geometry EOC
	Science	Biology EOC	Biology EOC
	Social Studies	US History EOC	US History EOC
Alternate Assessments	ELA, Math, Science (varies by grade level)	LAA1	LAA1
	ELA, Math, Science, Social Studies (varies by grade level)	LAA2	LAA2 for eligible re-testers (high school)
	English Language	ELDA	ELDA

PARCC Testing Components

Component	Format and Administration
<p>PHASE I</p> <p>Performance-Based Assessment (PBA)</p> <p><i>Hand scored & Computer scored</i></p>	<p>Format</p> <ul style="list-style-type: none"> • Approximately 75% of the way through the year • 3 ELA sessions (40-80 min/session) • 2 math sessions (50 minutes/session) <p>Administration</p> <ul style="list-style-type: none"> • 20 day testing window for Computer Based Tests (CBT): March 2-27, 2015 • 5 day testing window for Paper Based Tests (PBT): March 16-20, 2015
<p>PHASE II</p> <p>End-of-Year Assessment (EOY)</p> <p><i>Computer scored</i></p>	<p>Format</p> <ul style="list-style-type: none"> • Approximately 90% of the way through the year • 2 ELA sessions (40-70 minutes/session) • 2 math sessions (55 minutes/session) <p>Administration</p> <ul style="list-style-type: none"> • 20 day testing window for Computer Based Tests (CBT) : April 27-May 22, 2015 • 5 day testing window for Paper Based Tests (PBT): May 4-8, 2015

For the first year only, results will not be available until early Fall 2015. Therefore, no summer retests for PARCC will be offered for Summer 2015. Please consider this in defining 4th and 8th grade promotion policies.

Spring Field Test Expectations

The Spring field test is a learning experience for states, districts, schools, teachers, and students.

The field test will allow:

- Districts across the state to practice implementing the online assessment
- Students to experience the PARCC items
- Educators to learn about the accessibility and accommodations features
- Louisiana teachers, students, families and districts to provide feedback on improving the assessment
- The Department to receive feedback on what improvements are necessary before the full test

Sample Items and Tutorials

This week, the Department is sharing two tools that will allow parents, teachers, students and district staff to learn the testing platform for the field test.

Tutorial: This tutorial guides users through all of the features of the online system. The tutorial can be accessed an unlimited number of times.

Sample items: These are previously released PARCC items that have now been loaded onto the technology platform. These can be accessed an unlimited number of times.

Please ensure you check the **technology specifications** for use of these assessments. Google Chrome and Safari are the most compatible browsers. Certain versions of Internet Explorer are not compatible.

*Please send any feedback to **districtsupport@la.gov**.*

Field Test Testing Times

The field test will be timed. Each grade level and content area has a unique set of testing times.

- **Session time:** The amount of time anticipated allocated for the section
- **Additional time:** The amount of extra time that can be offered for all students
- **Students with IEPs/504 plans:** If the student has an 'extended time' accommodation, he/she should be granted additional time

A complete list of testing times is available in the [Test Coordinators Manual](#).

		Performance Based Test			End of Year	
ELA Grade 3	Administration time	Literary Analysis	Research Simulation	Narrative Writing	Session 1	Session 2
	Session time	60	60	40	70	50
	Additional time	30	30	20	35	25
	Total time	90	90	60	105	75

Testing Technology

Computer based tests

- For desktops or laptops, headphones are required for students taking the ELA test
Students may bring these from home
- For tablets, keyboards are required

Calculators

- Calculators are not permitted for grades 3, 4, 5 unless included on a student's IEP or 504 plan
- Calculators are permitted for grades 6, 7, 8 in designated portions of the test
- A calculator is built into the computer platform or a handheld calculator can be used
- If a student's IEP or 504 plan permits, a calculator may be used for the entire test
- The complete calculator policy can be found in the [Test Coordinator's Manual](#)

Accessibility Features & Accommodations

The PARCC field test offers accessibility features and accommodations for students.

Accessibility features available at any point to all students:

- Tools built into the assessment such as choice elimination, line reader
- Does not require an 'opt in' prior to the test

Accessibility features that need to be 'turned on':

- Available to *any* student taking the PARCC assessments
- Allows for even more individualized support for students
- Students/teachers 'opt in' to these features during or prior to the test

Accommodations:

- Aligned to students' IEP or 504 plans
- Intended to reduce the impact of the students' disability on their test performance but not intended to lower expectations for students

Accessibility: Features for All

(1 of 3)

Accessible by all students anytime during a test session:

Support	Mode	Field test?
Audio Amplification: The student raises or lowers the volume control, as needed, using headphones.	Computer	Yes
Blank paper: The student may be provided blank sheet(s) of paper on which to plan or organize item responses.	Computer & paper	Yes
Eliminate answer choices: The student “crosses out” possible answer choices (for multiple choice items only).	Computer	Yes
Flag item for Review: The student highlights items to review later.	Computer	Yes
General Administration Directions Clarified (by test administrator)	Computer & paper	Yes
General Administration Directions Read Aloud and Repeated (by test administrator)	Computer & paper	Yes
Text Highlight Tool The student highlights text as needed to recall and/or emphasize.	Computer	Yes

Accessibility: Features for All

(2 of 3)

Accessible by all students anytime during a test session (continued):

Support	Mode	Field test?
Headphones or Noise Buffers: The student uses headphones or noise buffers to minimize distraction, access embedded text-to-speech, or filter external noise during testing.	Computer & paper	Yes
Magnification: The student enlarges text and graphics onscreen, up to 400%	Computer	Yes
Note pad: Electronic 'scratch paper.'	Computer	No
Pop-Up Glossary: The student is able to view definitions of pre-selected, construct-irrelevant words by selecting a hyperlink onscreen via a pop-up text box.	Computer	Yes
Redirect Student to Test (by test administrator)	Computer & paper	Yes

Accessibility: Features for All

(3 of 3)


Accessible by all students anytime during a test session (continued):

Support	Mode	Field test?
Spell Checker: The student uses spell-check software.	Computer or paper based	No but can use external device
Writing Tools: The student uses writing process tools for written responses, including cut and paste, copy, underline, bold, and insert bullets.	Computer	Yes
Line Reader : The students uses onscreen tool to assist in reading by raising and lowering the tool for each line of text onscreen.	Computer	Yes

Feature for ALL: Eliminate Choice Tool

← → [Review] [Flag] [Mouse] [Eraser] [Eraser] [Eraser] [X]

Use the ruler in the toolbar to measure the length of two pieces of fabric.



Which statement is true?

- A. Fabric strip A is three inches longer than fabric strip B.
- B. Fabric strip A and fabric strip B are the same length.
- C. Fabric strip A is four inches longer than fabric strip B.
- D. Fabric strip A is three inches longer than fabric strip B.

Feature for All: Line Reader

Life in the Limbs

by Heather Kaufman-Peters

1 Imagine stepping out your front



a winding stream. Instead of hopping on your bike, you grab the handles of your very own zipline and fly 1000 yards over a pond, landing safely on the far bank.

2 Sound crazy? Not to Jonathan Fair Oaks, who lives in a four-story tree house that he designed and built! In fact, as a tree house architect, Jonathan has built more than 380 custom tree houses across the United States.

3 Jonathan's love of tree-house living began when he was a kid. He started climbing trees when he was 10 years old, and he became an arborist (a person who cares for trees) in high

Practice using the Line Reader

The Line Reader is available for all students to use by selecting the option from the accessibility drop-down menu on the right side of the screen. This tool will help you in focusing on one piece of information at a time.

- A. Select and drag the line reader over to the passage or question.
- B. Select the bottom of the line reader to expand or decrease the length.
- C. Select the bottom right corner of the line reader to expand or decrease the width.
- D. All of the above

Accessibility Features

Accessibility features assigned by the test administrator prior to the test session:


Support	Mode	Field test?
Answer Masking: The student electronically “covers” answer options or other text, as needed.	Computer	Yes
Invert Color Choice (i.e. Background/Font color, color contrast): The student changes the onscreen background and/or font color based on need or preference.	Computer	Yes
Text-to-Speech for Mathematics: Text is read aloud to the student using embedded text-to-speech software. Student must be tested in a separate setting if unable to wear headphones.	Computer	Yes



Accessibility Feature: Masking



This is an example of the ‘**answer masking**’ accessibility feature:



Part A

What is the meaning of the word **master** as it is used in paragraphs 5 and 6?

A. understand 





 

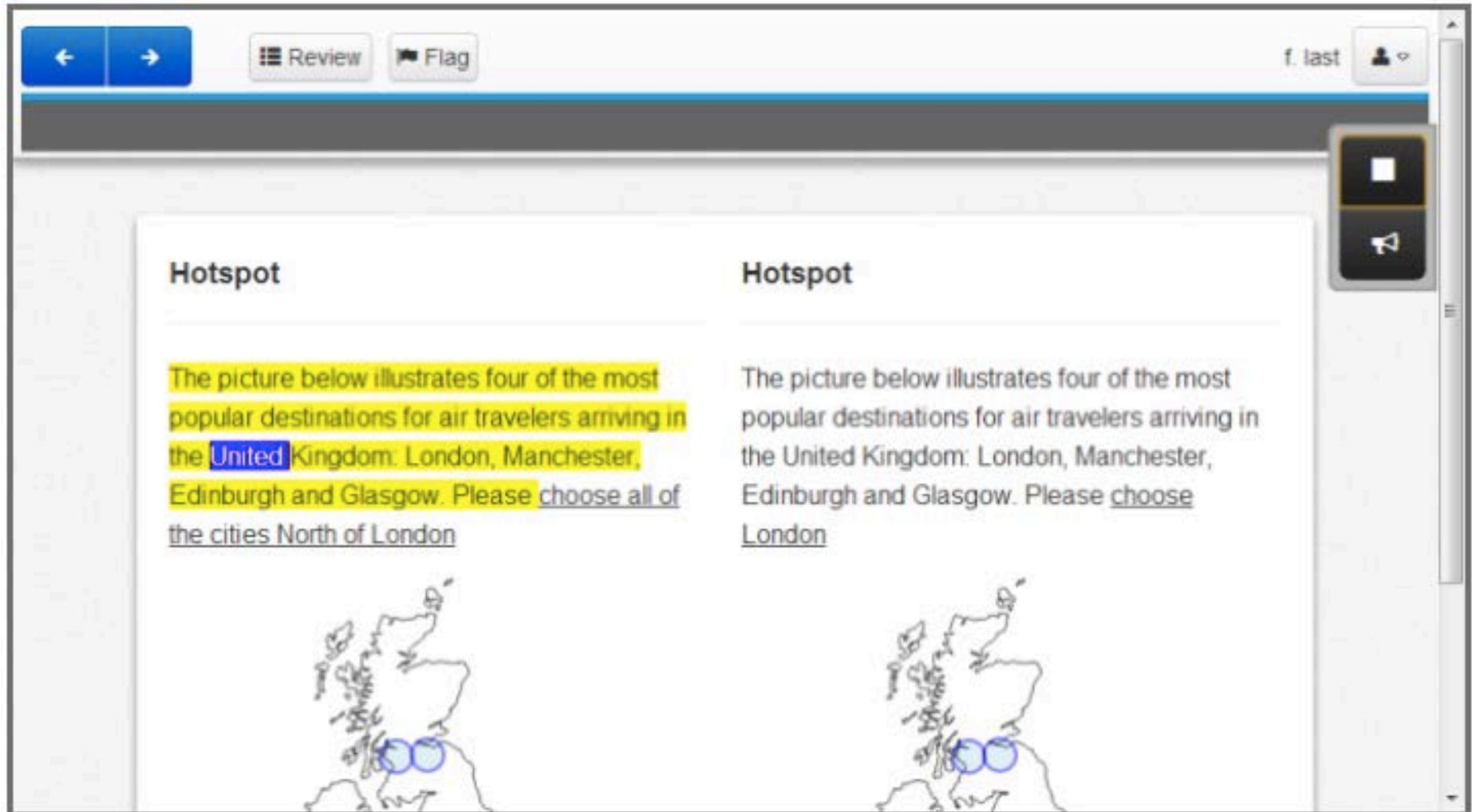
Accessibility Feature: Color Contrast

Contrast Settings

- No Adjustment
-  Black on Cream
-  Black on Light Blue
-  Black on Light Magenta
-  White on Black
-  Light Blue on Dark Blue

Continue →


Accessibility Feature: Text-to-Speech



← → Review Flag f. last


Hotspot

The picture below illustrates four of the most popular destinations for air travelers arriving in the **United** Kingdom: London, Manchester, Edinburgh and Glasgow. Please choose all of the cities North of London



Hotspot

The picture below illustrates four of the most popular destinations for air travelers arriving in the United Kingdom: London, Manchester, Edinburgh and Glasgow. Please choose London



Assigning Accommodations and Accessibility Features

School level staff will use PearsonAccess to assign accommodations and accessibility features to each student.

Instructions will be shared with District Test Coordinators on the February 18 webinar. These instructions are also available in the [PearsonAccess User Guide](#) (p. 38 Editing a Registered Students Demographics).

Additional information about student accommodations will be forthcoming on future calls.

Pearson Access

All test management for the computer-based and paper-based tests:

- Update student data
- Register students for test sessions
- Assign accommodations
- Order additional materials

Click [here](#) to access

Pearson Access



Partnership for Assessment of
Readiness for College and Careers

Powered by **PearsonAccess**

Home

Support

Training Center



Welcome to the

PARCC Assessment Program

PARCC states have committed to building a K-12 student assessment system that:

- Builds a pathway to college and career readiness for all students,
- Creates high-quality assessments that measure the full range of the Common Core State Standards,
- Supports educators in the classroom,
- Makes better use of technology in assessments, and advances accountability at all levels.

Features

This Web site, hosted on PearsonAccess, serves as the entry point to all Pearson services used by school districts participating in the PARCC consortium.

PearsonAccess is used to create, deliver, score, report, and analyze summative, formative, and alternative assessments. PearsonAccess provides many other custom online and paper-based testing and reporting services.

Create, Deliver, Score, Report, Analyze

- View and send student data
- Manage participation counts
- Register students for testing

SIGN IN TO YOUR ACCOUNT

Sign in to access district and school services.

SIGN IN

CONTACT US

Call Center
1-888-493-9888
Monday - Friday
6:00 am - 8:00 pm (CST)

E-mail
PARCC@support.pearson.com

RELATED LINKS

[About PARCC](#)
[SystemCheck Tool](#)

Additional Supports

- [LDOE field test website](#)
- [Sample items](#) and [tutorials](#)
- [Technology diagnostic tools](#)
- [Make up videos](#) & webinars from 1/21, 1/22, 1/24 sessions
 - **Session 1:** Friday, February 14, 2014, 9:00 AM - 10:00 AM
 - **Session 2:** Friday, February 19, 2014, 9:00 AM - 10:00 AM
- School test coordinator training sessions (similar to EOC training sessions)
- In-person technology coordinator meeting (Feb. 12)
- Test coordinator webinar (Feb. 18)

Key Steps

Date	Step	Who?
February 10	Submit roster files for all tested grades and subjects	SIS coordinator/Test Coordinator
February 12	Complete System Check	Technology Coordinator
February 12	In-person technology training follow up. Register here .	Technology Coordinator
February 18	Webinar on test administration	Test Coordinator
March 10	Complete Infrastructure Trial to ensure school technology readiness and complete survey . More guidance forthcoming.	Technology Coordinator and Test Coordinator
Ongoing	Engage in and share tutorial and practice items with principals, teachers and students	District leadership

Preparing for the 14-15 School Year

- Spring Field Test Basics
- Technology Footprint & Resources
- Curriculum Resources
- Calendar & Next Steps

Focus Area - Curriculum and Assessment

MILESTONE	DECISIONS FOR CONSIDERATION
Choose high quality curricula and train teachers to use these curricula	
Use benchmark assessments at scheduled points in the year to assess student progress	
Plan for state assessments	
Ensure schools are technologically equipped to support curriculum, academics, and assessments	<ul style="list-style-type: none"> • Use Department’s Technology Footprint⁸ to identify whether your district is ready for Louisiana’s assessments in 2014-15. • Identify any additional technology needs associated with curriculum chosen. • Determine and address district-wide and school-level gaps in internet bandwidth and network readiness. • Determine how many devices need to be either upgraded or purchased at every school site. • Determine which contracts need to be re-bid or amended to achieve a more competitive rate. • Apply for E-Rate funding to support your district telecommunication (phone, internet, and IT network) services and hardware. Access Department E-rate support as you need it.

Technology Footprint

Executive Summary: This summary describes the key improvements made in technology across the state since the last footprint was released.

District Profiles: A profile page has been created for each district to highlight readiness of its devices, network and infrastructure.

School by school analysis: A complete analysis with every participating school in the state includes the readiness of each school and specific guidance on what steps a school should take to achieve readiness.

These tools are all available [here](#).

Key Improvements

Devices:

- Since July 2011, more than 41,348 devices have been upgraded and an additional 87,471 devices have been purchased
- Louisiana has 906 of 1,180 district schools and 47 of its 69 districts now meeting minimum technology device standards at the recommended minimum 7:1 ratio
- Thirty-five of these districts have exceeded minimum device standards to achieve even lower ratios --5:1, 3:1 or 1:1 student to device ratios – an increase from 9 districts one year ago

Infrastructure and bandwidth:

- 58 out of 69 districts now have adequate Internet capacity
- 66 of 69 districts have an adequate network infrastructure to support the upcoming statewide online assessments

Supports for Districts

Technology Contracts:

The latest edition of CONNECTED, our Technology Contract Catalog for schools and districts is posted [here](#). This catalog contains both contract and pricing discounts for devices, network equipment, IT services and telecommunications contracts for schools.

E-Rate support

The Department is offering expanded E-Rate support to districts starting in February. The Department will provide districts with support related to:

- Meeting eligibility requirements
- Forms completion and submission
- Program deadlines and requirements

Additional support for E-Rate includes:

- Webinar Support and Training Dates: February 10, February 24, March 10 and March 24
- In-person Applicant Assistance Days in Baton Rouge: February 10, February 25 and March 19
- Details about upcoming training and assistance days can be found [here](#)

Preparing for the 14-15 School Year

- Spring Field Test Basics
- Technology Footprint & Resources
- Curriculum Resources
- Calendar & Next Steps

Instructional Resource Review

- **Materials reviewed:** Full math curriculum, ELA materials for whole class instruction and support (ex. text sets, grade-level texts), ELA materials for small group instruction (ex. reading foundations, guided reading, guided writing), ELA materials for independent reading programs, and ELA and math benchmark assessments.
- **How it works:** Materials are reviewed and posted as they are submitted. The Department cannot review materials unless they are submitted by the publishers. Districts have influence convincing publishers to submit materials.
- **Tiered and Posted:** Once reviewed the materials are tiered using the criteria below:
 - **Tier 1: Exemplifies quality of the standards.** The materials meet all non-negotiable criteria and consistently meet additional criteria.
 - **Tier 2: Approaching quality of the standards.** There are some real strengths and some real gaps. All non-negotiable items met, but some additional criteria have gaps.
 - **Tier 3: Does not represent quality of the standards.** Not all of the non-negotiable items are met.

<http://www.louisianabelieves.com/academics/2013-2014-math-and-english-language-arts-instructional-materials-review/curricular-resources-annotated-reviews>

Currently Being Reviewed

- Achieve 300 (*mid March*)
- Amplify Education (*mid February*)
- Cord Communications: Grd. 8-11 Bridges to Algebra and Geo, Algebra I, II, Geometry (*late February*)
- Digital Directions: Pearson Algebra II (*mid-February*)
- Eureka Math/Engage NY (*mid January*)
- Engage NY ELA (*mid February*)
- Engage NY/Core Knowledge (*mid February*)
- Houghton Mifflin: Math Expressions (*early February*), Journeys (*early February*), Go Math (*late February*), Algebra I, II, Geometry (*late February*), Collections (*late February*)
- Math Center (*mid March*)
- McGraw-Hill: Math grade K (*mid-February*), Reading Wonders (*late February*), Cinch Learning (*early March*)
- ORIGO Education (K-5 Math) (*mid March*)
- Pearson: High school math, 6-12 literature, digits 6-8 (*late January*)
- Scholastic Inc: 6-8 (*mid-February*)
- School Wide, Inc: 1-3 ELA Fundamentals (*mid February*)
- TPS Publishing: K-8 ELA (*early February*)

Soon to be Submitted for Review

- Carnegie Learning
- Learning A-Z
- Measured Progress
- Northwest Evaluation Association (NWEA)
- Scantron Performance
- Scientific Learning
- Spring Board Digital
- Universal Publishers Company

Contacted, Not Submitted

- A+ Learning
- Accelerated Reader by Renaissance
- Achievement Network Assessments
- Aleks Math
- BFW Publishing
- Building the Foundation
- BURST – Amplify
- Cengage
- CPM Educational Program
- Curriculum Associates
- Den Publishing
- Discovery Education
- Elysium Educational Services (Benchmarking Ed Co)
- EMC Publishing
- Failure Free
- Gibbs Smith Education
- Life Long Learning of Louisiana
- Moby Max
- Mondo Publishing
- National Geographic Learning
- ORIGO Education (K-5 Math)
- Pacific Learning
- Perfection Learning
- Queue, Inc.
- Reading Foundations (Wilson Language)
- Rowland Reading Foundation
- Scholastic Inc (Read 180)
- Shurley Instructional Materials
- Sopris (Rewards & Rewards Plus)
- Spalding Education International
- SRA for Tier 2 and 3
- Triumph Learning
- Voyager Learning
- Winsor Learning
- Zaner-Bloser

Preparing for the 14-15 School Year

- Spring Field Test Basics
- Technology Footprint & Resources
- Curriculum Resources
- Calendar & Next Steps

Resources

Date	Resources Released
January	<ul style="list-style-type: none">• District planning guide• Updated use of funds guidance• 14-15 assessment schedule• Instructional resource reviews (begin, ongoing through the spring)
February	<ul style="list-style-type: none">• Technology footprint & related support services• Compass mid-year dashboard• ELA/math curriculum announcements
March	<ul style="list-style-type: none">• 1 ELA and 1 math guidebook (grades 6-8)• K-12 ELA text sets (for purchasing)• Recommended 14-15 ELA, math, and collaboration professional development support
April	<ul style="list-style-type: none">• 1 ELA and 1 math guidebook (high school)• End of year Compass resources
May	<ul style="list-style-type: none">• 1 ELA and math guidebooks (3-5) (<i>K-2 math and ELA guidebooks release June 1</i>)• ELA interactive framework• PARCC assessment guides, sample items, and additional resources• 14-15 new EAGLE items (<i>ongoing</i>)• SLT guidance (including new 14-15 samples)• LEAP, iLEAP, End-of-Course exams, ACT, EXPLORE, & PLAN results (<i>late May</i>)

District Planning Calls

Date	Topics
February 5	<ul style="list-style-type: none">-Preview of Curriculum Guidebooks-Technology Footprint-Field test basics
February 19	<ul style="list-style-type: none">-Math curriculum and training plan-ELA curriculum and training plan-Field test updates
March 12	<ul style="list-style-type: none">-Curriculum Guidebook Review-Final field test prep
April 2	<ul style="list-style-type: none">-Assessment guides-Field test update-Updated EAGLE resources-Compass final evaluation information
May 7	<ul style="list-style-type: none">-Unified Application-Field test update-Teacher Leader Conference preparation
June 11	<ul style="list-style-type: none">-Streamlined district reporting-Field test wrap up-Summer support

District Next Steps

Upcoming Resources

- Tech coordinator training (Feb 12)
- Test administrator training (Feb 18)
- Compass mid-year report
- Curriculum recommendations
- Curriculum guidebooks
- Network led planning meetings (1 meeting per network throughout February)

Next Steps

- Ensure students, families and teachers access the sample items and tutorials
- Review technology footprint and determine priorities
- Encourage publishers to submit curriculum

Our next call will be February 19th at 1 pm. For questions: districtsupport@la.gov

Available resources: This presentation, along with all other materials, is available in the district toolbox here: <http://www.louisianabelieves.com/resources/classroom-support-toolbox/district-support-toolbox>