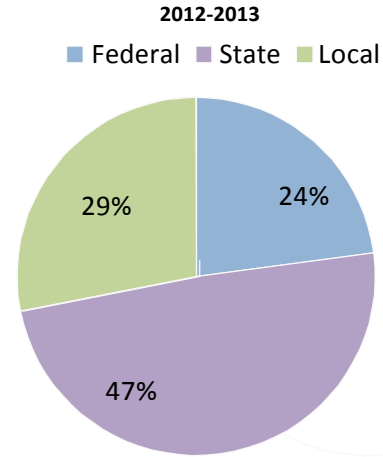
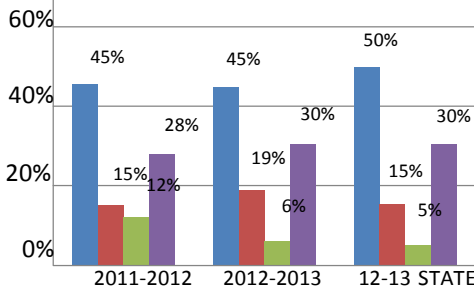


Louisiana Mock Parish Funding Sources 2014-2015

AFR Data
 This information is self-reported to Ed Finance and compared to state average.



The 70% instructional requirement is a federal law that mandates that at least 70% of funds be allocated to instructional costs.

70% Instructional:	
Years	Met
2011-2012	60%
2012-2013	65%

Federal	\$5,150,004.00
State	\$11,029,268.00
Local	\$6,326,833.28
Total	\$22,506,105.28

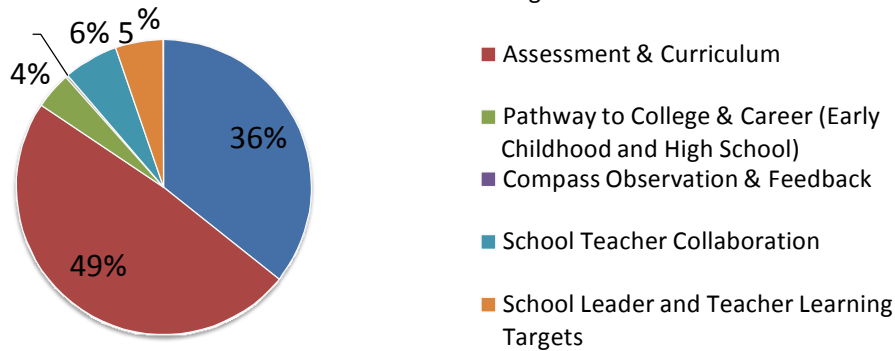
2014-2015 Grants		
Grant Program (2014-2015)	Carryover	2015 Allocation
Title IA	N/A	\$1,456,221
Title IIA	N/A	\$253,456
Title III	N/A	\$0
Title III Immigrant	N/A	\$0
Title VIB REAP-RLIS	N/A	\$36,456
Migrant Education	N/A	\$0
Homeless Children and Youth	N/A	\$0
IDEA Part B	N/A	\$373,456
IDEA Preschool 619	N/A	\$10,456
Striving Readers	N/A	\$215,000
Teacher Inventive Funds	N/A	\$0
High Cost Services	N/A	\$0
Believe and Succeed	N/A	\$0
Neglected and Delinquent	N/A	\$0
Other Funding Opportunities		
LA4	N/A	\$92,456
8g Block Grant	N/A	215,000
EEF	N/A	\$322,456
Carl Perkins Secondary	N/A	\$18,456
Career Development Fund	N/A	N/A
Supplemental Course	N/A	\$16,456

14-15 Grant Allocations
 District-received grant allocations for school yr. 2014-2015

Focus Area Alignment

This area reflects the description under each focus area and funds aligned to the focus area within the budget detail section for grants in eGMS.

**Percent of Total Budget by Focus Area
2014-2015**



Focus Area	Total District Allocation	Detailed Plan
Align Resources	\$1,303,456	TITLE I-A & D, TITLE II, SRCL, IDEA, 21ST CCLC, LASPDG, CARL PERKINS, & REAP FUNDS WILL BE USED TO SUPPLEMENT PROGRAMS TO PURCHASE MATERIAL/SUPPLIES AND TO PROVIDE PROFESSIONAL DEVELOPMENT FOR GREATER STUDENT ACHIEVEMENT
Assessment & Curriculum	\$1,775,409	Staff will be technologically equipped to support curriculum, academics, and assessments.
Pathway to College & Career (Early Childhood and High School)	\$157,798	"The district's PK programs provide an initial school experience that will improve kindergarten readiness skills of all preschool aged students while targeting our academically and economically at-risk 4 year olds. The programs also provide activities to transition students into Kindergarten. Our teachers focus on all areas of learning and provide opportunities for children to expand their knowledge and skills in language and literacy, mathematics and science, social studies, health and physical development, and creative arts. The district's policy for 8th grade promotion and transitional 9th grade is as follows: A student who is retained only due to not meeting the required standard scores on the LEAP test when testing in the spring, attends the required summer remediation, and takes the retest but still does not meet the passing standard or the requirements for other state waivers WILL be placed on a high school campus in transitional 9th grade. Students enrolled in transitional 9th grade shall receive remediation in math and/or English if they did not score at or above proficient as determined by BESE.
Compass Observation & Feedback	\$0	No expenditure details
School Teacher Collaboration	\$218,569	Research supports the effort to provide every student with an effective teacher. To that end, funding will continue to support professional development that: supports transition to Common Core Standards with the implementation of Core Knowledge and Eureka Math; support implementation of the Literacy Design Collaborative and Math Design Collaborative; formulates teacher development and certification cohorts; provides on-going support for Teach for America teachers; supports teacher leader preparation; establishes Professional Learning Communities; aides teachers in instructional delivery preparation through teacher support software; reimburses teachers for PD-related travel expenses; furnishes appropriate materials and supplies that support teacher learning in PD sessions; and assists teachers in efforts to close the achievement gap for disadvantaged students using UDL strategies.
School Leader and Teacher Learning Targets	\$194,506	Activities will focus on ensuring each school's collaboration time is focused on improving student learning. Opportunities for principal and teacher collaboration are focused on student learning - focus on data and strategies for student achievement to increase.

District Title I Data

Identifies how District Title I funds were budgeted; district letter grade and proficiency scores over the past three years.

Louisiana Parish Title I Data

Year	Salaries	Benefits	Contracts	Purchased Property	Purchased Services	Supplies	Property	District Letter Grade	Basic and Above	Mastery and Above
2011-2012	\$1,456,102	\$499,456	\$28,456	\$68,456	\$86,456	\$626,456	\$18,900	D	47.41%	9.74%
2012-2013	\$1,324,456	\$456,207	\$10,456	\$95,456	\$98,456	\$490,630	\$0	D	39.19%	7.63%
2013-2014	\$1,121,456	\$389,456	\$21,456	\$58,456	\$100,456	\$207,456	\$0	D	37.42%	5.12%
2014-2015	\$944,456	\$308,456	\$20,899	\$58,456	\$179,456	\$378,957	\$0	N/A	N/A	N/A

Academic Growth and Title I Schools

School based three year proficiency data, letter grade, poverty percentage, total title I allocation and four year per pupil allocations

ACADEMIC GROWTH AND TITLE I SCHOOLS

41% of the 14-15 Title I funds were budgeted with maximum flexibility in the Unified Application. Statewide average of school-wide allocations per pupil is \$383

(2014-2015)

School	Percent Basic and Above			Mastery and Above 13-14	Letter Grade 13-14	Poverty Percentage	Total	Title 1 Allocations			
	11-12	12-13	13-14					Per Pupil 11-12	Per Pupil 12-13	Per Pupil 13-14	Per Pupil 14-15
Louisiana Middle School	45.55%	42.01%	42.17%	6.45%	D	96%	\$169,456	\$562	\$516	\$308	\$680
California High School	38.77%	30.75%	23.45%	1.75%	D	94%	\$248,456	\$562	\$516	\$308	\$680
Miami Elementary School	50.829%	43.25%	41.55%	4.35%	F	79%	\$165,456	\$562	\$516	\$308	\$680
Claiborne Elementary School	52.09%	38.96%	38.95%	6.65%	F	87%	\$247,456	\$562	\$516	\$308	\$680

