
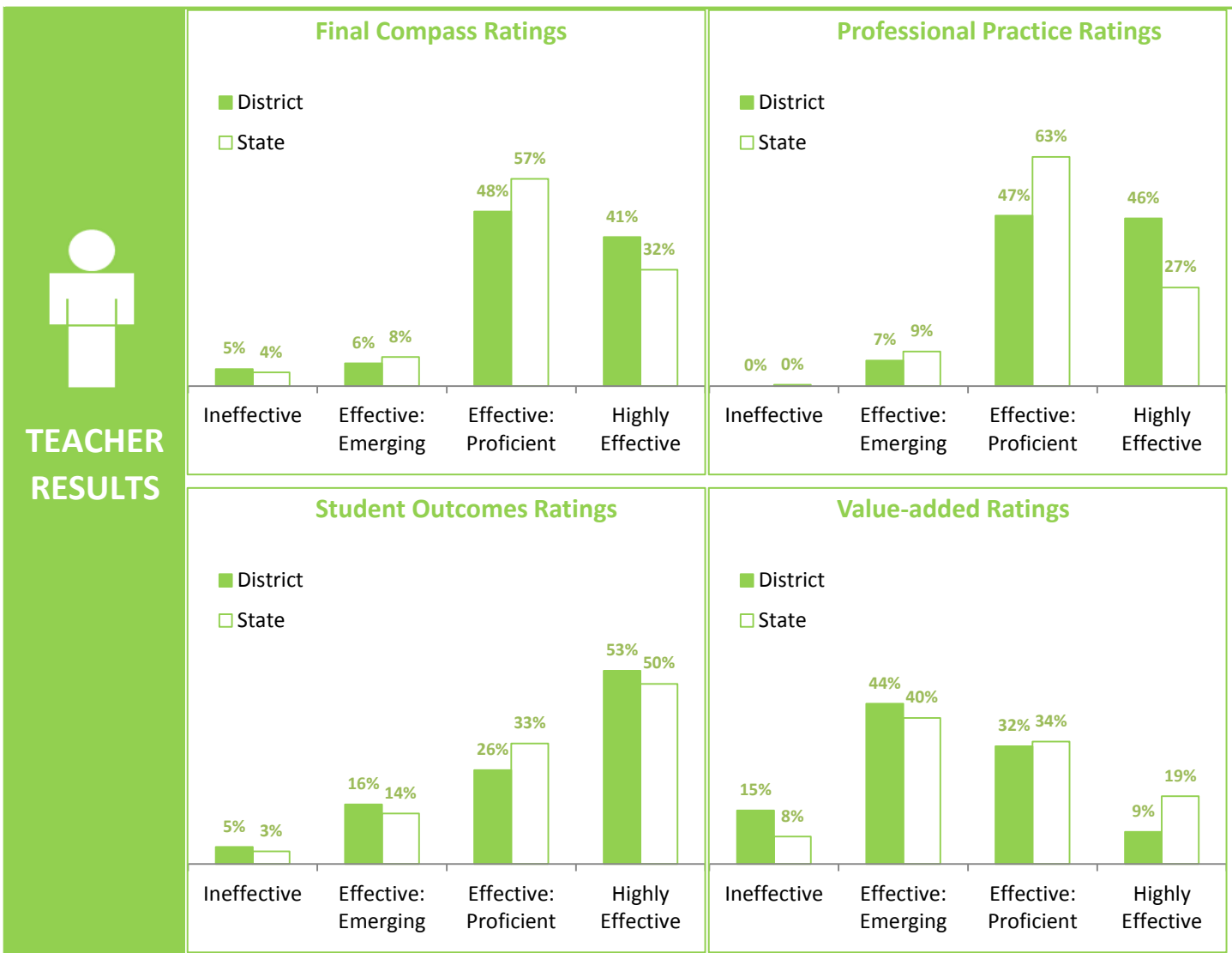



Caldwell Parish

 DISTRICT RESULTS		Students on grade level (12-13) ¹	Students on grade level – state percentile rank (12-13) ²	Change in students on grade level (11-12 to 12-13) ³	Change in students on grade level – state percentile rank ⁴	Teachers Effective: Proficient or Highly Effective
	DISTRICT	64.5%	44	-0.5%	21	89%
	STATE	68.0%	-	1.0%	-	89%

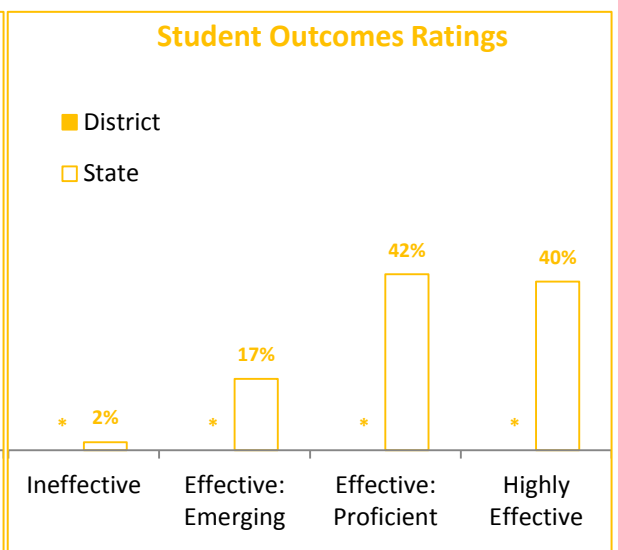
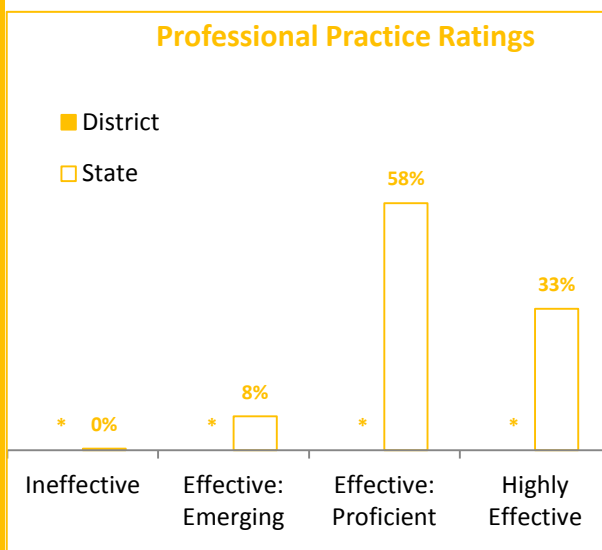
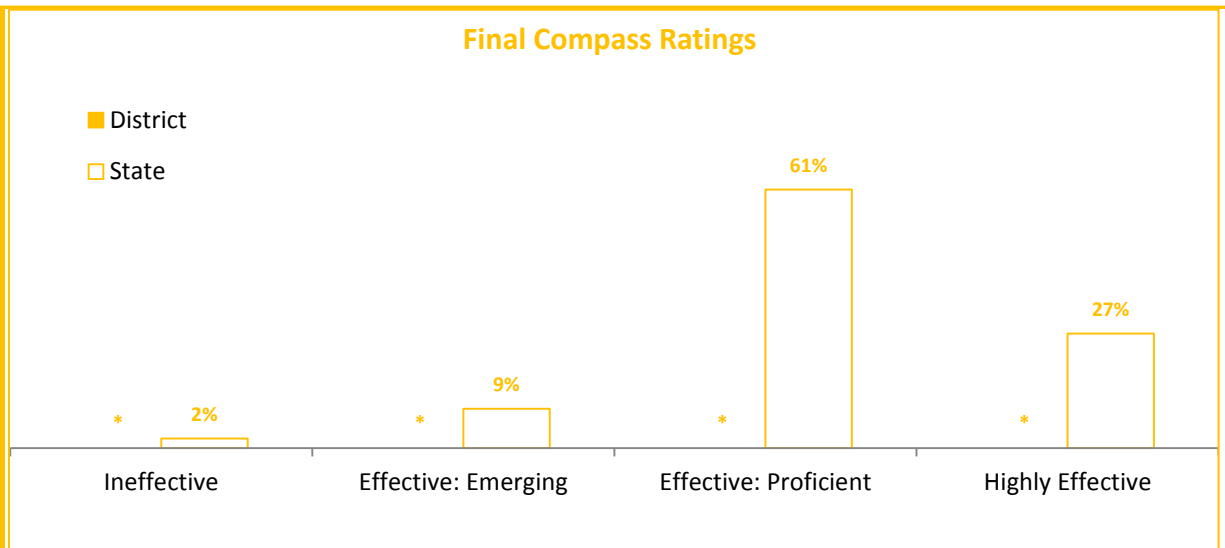


Caldwell Parish

 DISTRICT RESULTS		Students on grade level (12-13) ¹	Students on grade level – state percentile rank (12-13) ²	Change in students on grade level (11-12 to 12-13) ³	Change in students on grade level – state percentile rank ⁴	Leaders Effective: Proficient or Highly Effective
	DISTRICT	64.5%	44	-0.5%	21	*
	STATE	68.0%	-	1.0%	-	88%



LEADER RESULTS



¹Percent of students proficient on all state administered tests across all subjects and grade levels, including LEAP, iLEAP and EOC exams in 2012-2013.

²Percentile rank in students proficient on all state administered tests across all subjects and grade levels, including LEAP, iLEAP and EOC exams in 2012-2013.

³Improvement or decrease in percentage of students performing on grade level from 2011-2012 to 2012-2013. Based on all state administered assessments, including iLEAP, LEAP, and EOC assessments.

⁴State percentile rank in improvement from 2011-2012 to 2012-2013.