
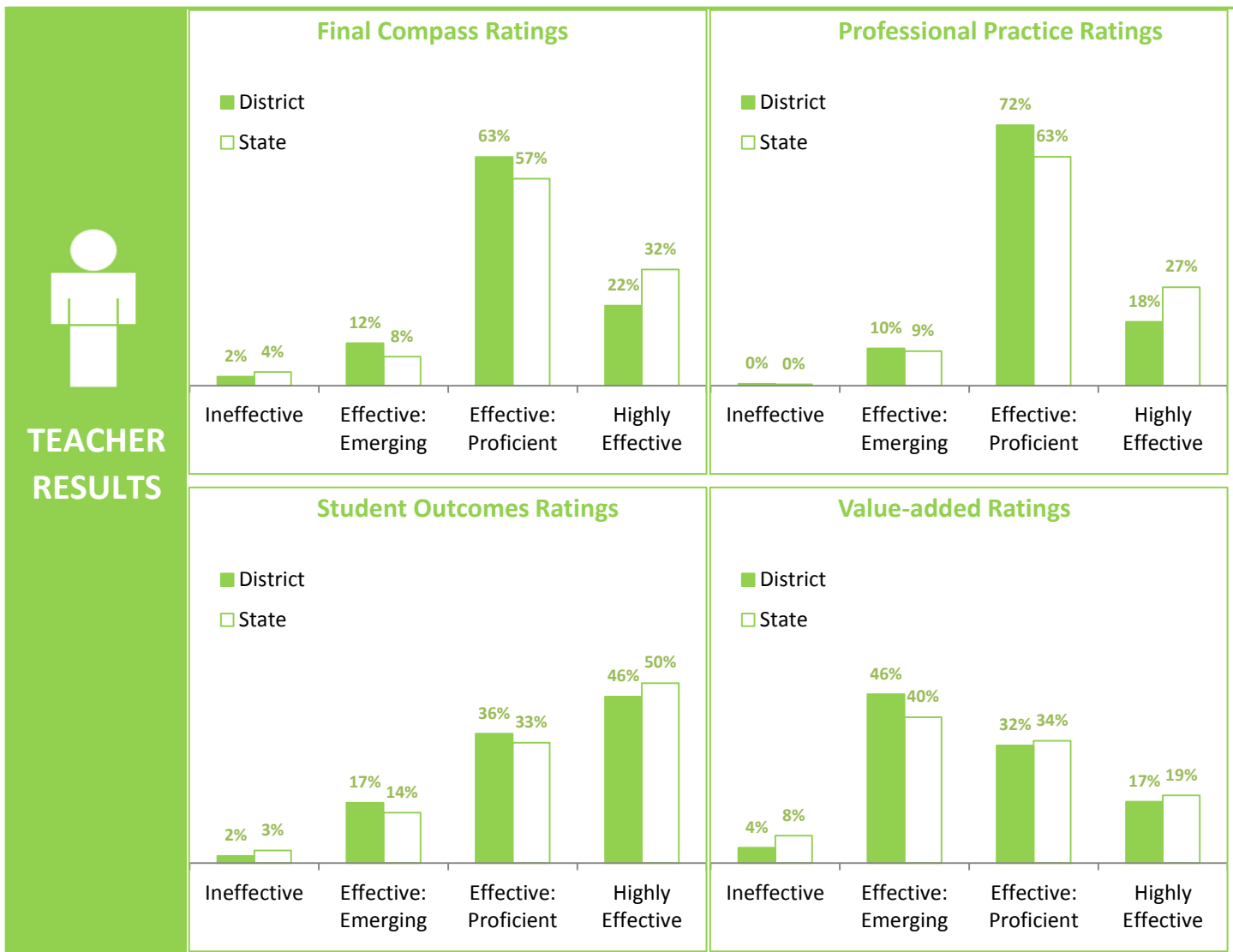


Grant Parish

 DISTRICT RESULTS		Students on grade level (12-13) ¹	Students on grade level – state percentile rank (12-13) ²	Change in students on grade level (11-12 to 12-13) ³	Change in students on grade level – state percentile rank ⁴	Teachers Effective: Proficient or Highly Effective
	DISTRICT	70.3%	66	1.4%	65	85%
	STATE	68.0%	-	1.0%	-	89%



¹Percent of students proficient on all state administered tests across all subjects and grade levels, including LEAP, iLEAP and EOC exams in 2012-2013.

²Percentile rank in students proficient on all state administered tests across all subjects and grade levels, including LEAP, iLEAP and EOC exams in 2012-2013.

³Improvement or decrease in percentage of students performing on grade level from 2011-2012 to 2012-2013. Based on all state administered assessments, including iLEAP, LEAP, and EOC assessments.

⁴State percentile rank in improvement from 2011-2012 to 2012-2013.

Grant Parish



DISTRICT RESULTS

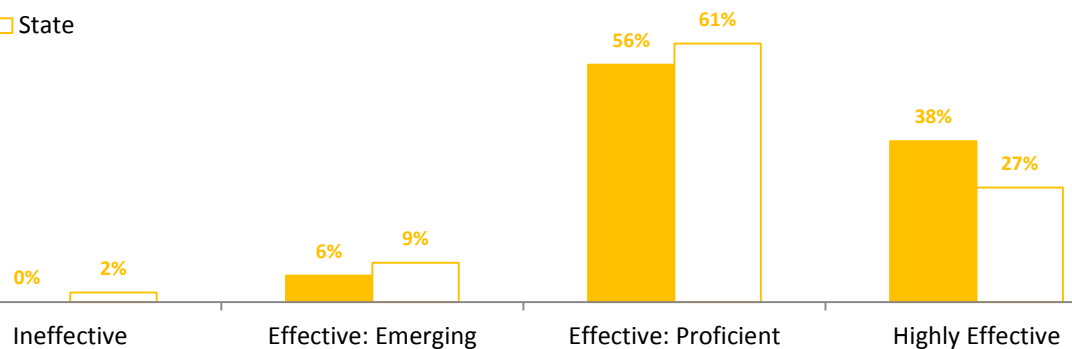
	Students on grade level (12-13) ¹	Students on grade level – state percentile rank (12-13) ²	Change in students on grade level (11-12 to 12-13) ³	Change in students on grade level – state percentile rank ⁴	Leaders Effective: Proficient or Highly Effective
DISTRICT	70.3%	66	1.4%	65	94%
STATE	68.0%	-	1.0%	-	88%



LEADER RESULTS

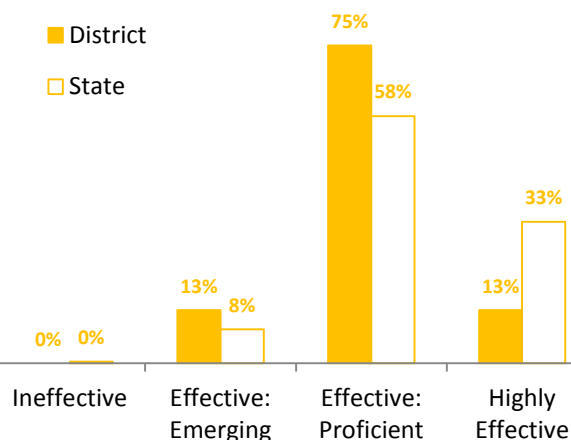
Final Compass Ratings

■ District
□ State



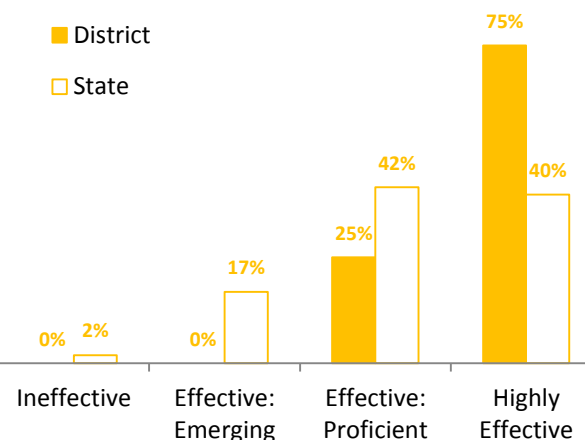
Professional Practice Ratings

■ District
□ State



Student Outcomes Ratings

■ District
□ State



¹Percent of students proficient on all state administered tests across all subjects and grade levels, including LEAP, iLEAP and EOC exams in 2012-2013.

²Percentile rank in students proficient on all state administered tests across all subjects and grade levels, including LEAP, iLEAP and EOC exams in 2012-2013.

³Improvement or decrease in percentage of students performing on grade level from 2011-2012 to 2012-2013. Based on all state administered assessments, including iLEAP, LEAP, and EOC assessments.

⁴State percentile rank in improvement from 2011-2012 to 2012-2013.