
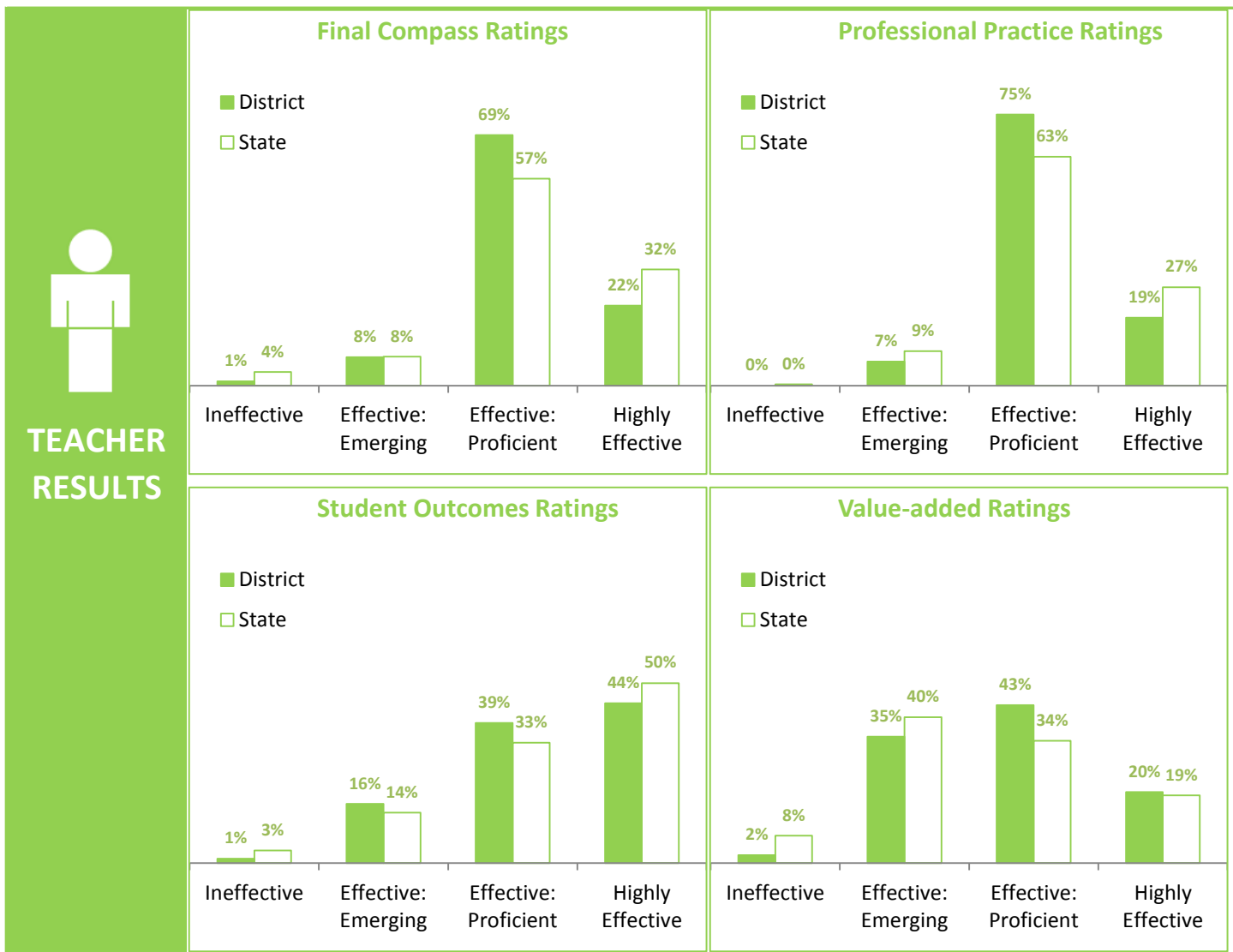


West Feliciana Parish

|  DISTRICT RESULTS | | Students on grade level (12-13) ¹ | Students on grade level – state percentile rank (12-13) ² | Change in students on grade level (11-12 to 12-13) ³ | Change in students on grade level – state percentile rank ⁴ | Teachers Effective: Proficient or Highly Effective |
|--|-----------------|--|--|---|--|--|
| | DISTRICT | 81.4% | 94 | -0.2% | 28 | 91% |
| | STATE | 68.0% | - | 1.0% | - | 89% |




¹Percent of students proficient on all state administered tests across all subjects and grade levels, including LEAP, iLEAP and EOC exams in 2012-2013.

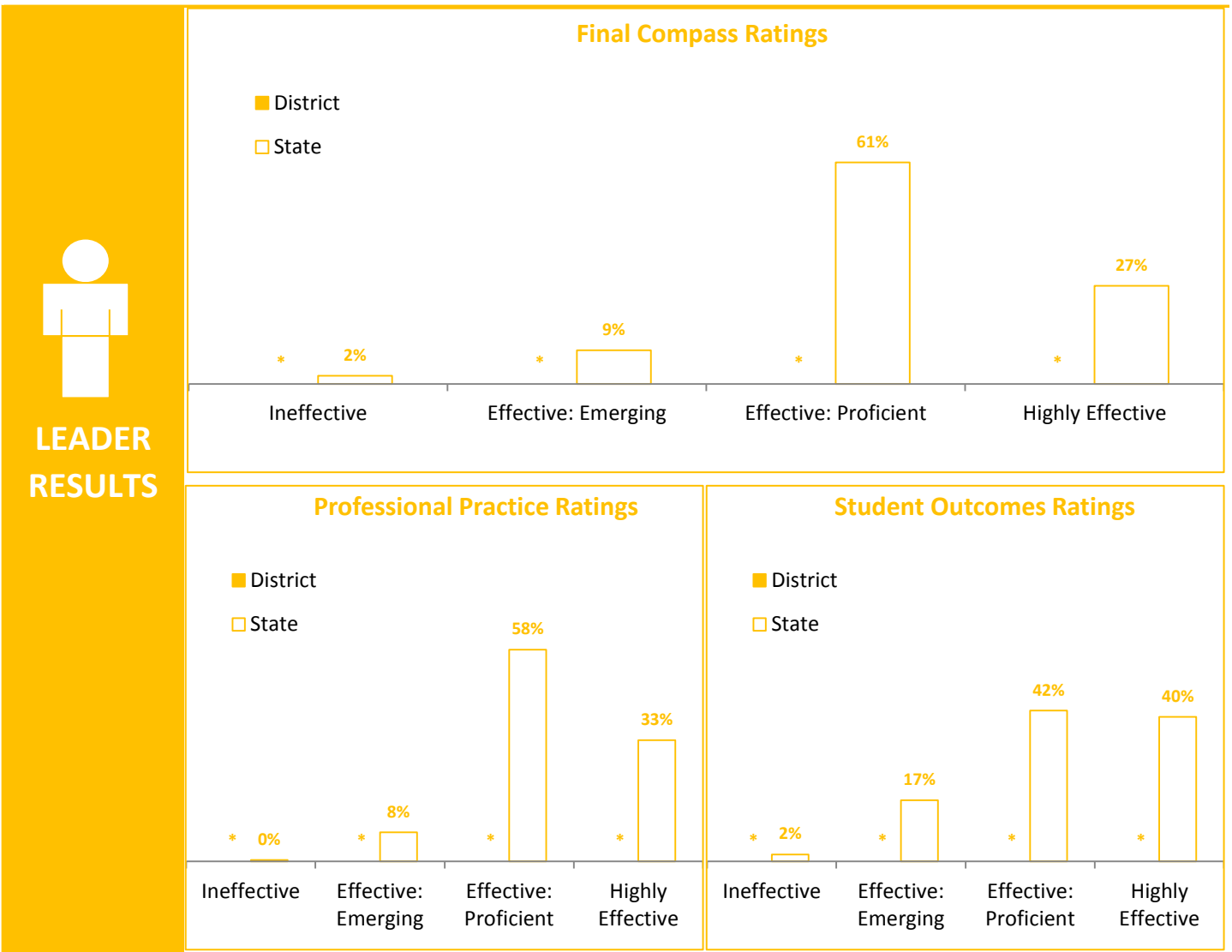
²Percentile rank in students proficient on all state administered tests across all subjects and grade levels, including LEAP, iLEAP and EOC exams in 2012-2013.

³Improvement or decrease in percentage of students performing on grade level from 2011-2012 to 2012-2013. Based on all state administered assessments, including iLEAP, LEAP, and EOC assessments.

⁴State percentile rank in improvement from 2011-2012 to 2012-2013.

West Feliciana Parish

|  DISTRICT RESULTS | | Students on grade level (12-13) ¹ | Students on grade level – state percentile rank (12-13) ² | Change in students on grade level (11-12 to 12-13) ³ | Change in students on grade level – state percentile rank ⁴ | Leaders Effective: Proficient or Highly Effective |
|--|-----------------|--|--|---|--|---|
| | DISTRICT | 81.4% | 94 | -0.2% | 28 | * |
| | STATE | 68.0% | - | 1.0% | - | 88% |



¹Percent of students proficient on all state administered tests across all subjects and grade levels, including LEAP, iLEAP and EOC exams in 2012-2013.
²Percentile rank in students proficient on all state administered tests across all subjects and grade levels, including LEAP, iLEAP and EOC exams in 2012-2013.
³Improvement or decrease in percentage of students performing on grade level from 2011-2012 to 2012-2013. Based on all state administered assessments, including iLEAP, LEAP, and EOC assessments.
⁴State percentile rank in improvement from 2011-2012 to 2012-2013.