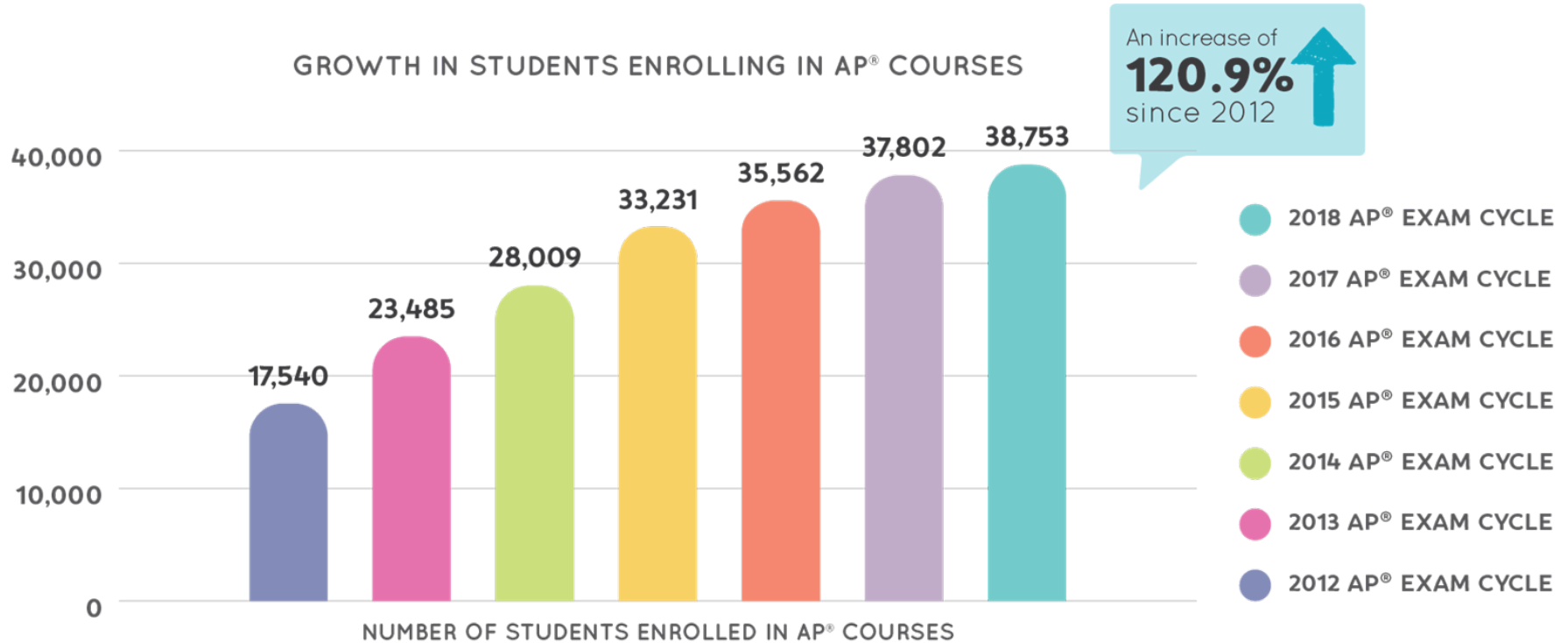


# Louisiana Believes

---

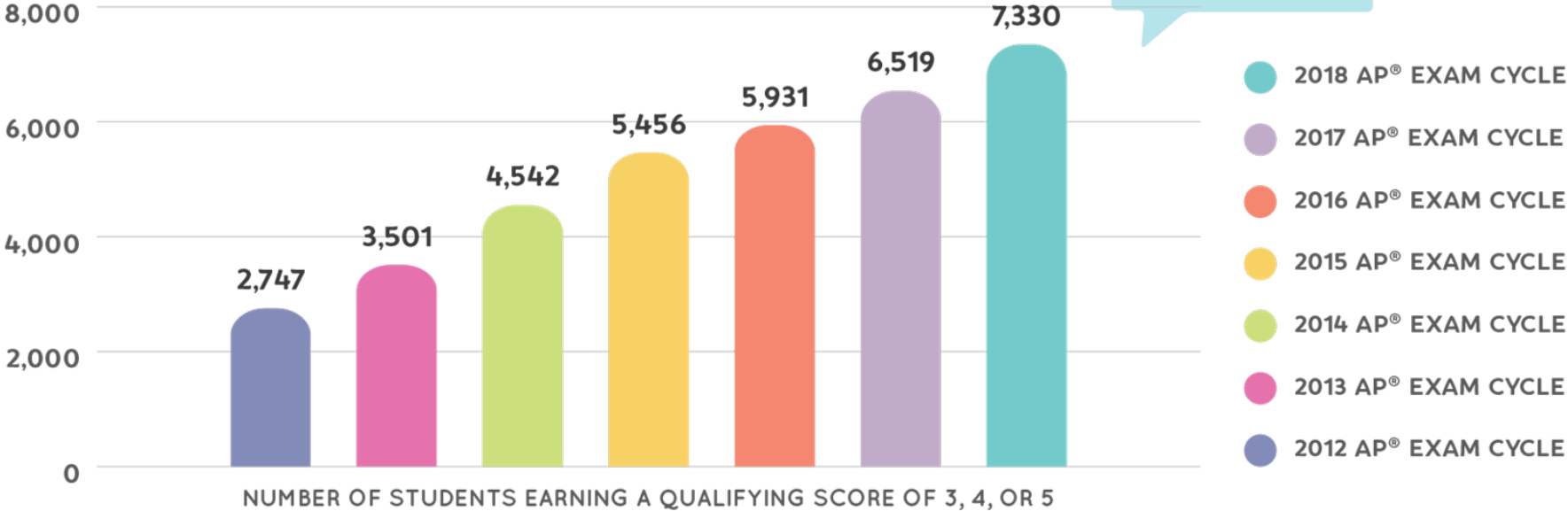
**2017-2018 Advanced Placement Results**  
August 9, 2018

# Growth in Students Enrolling in AP Courses



# Growth in Students Earning Qualifying Scores of 3, 4, or 5

GROWTH IN STUDENTS EARNING QUALIFYING SCORES OF 3, 4, OR 5




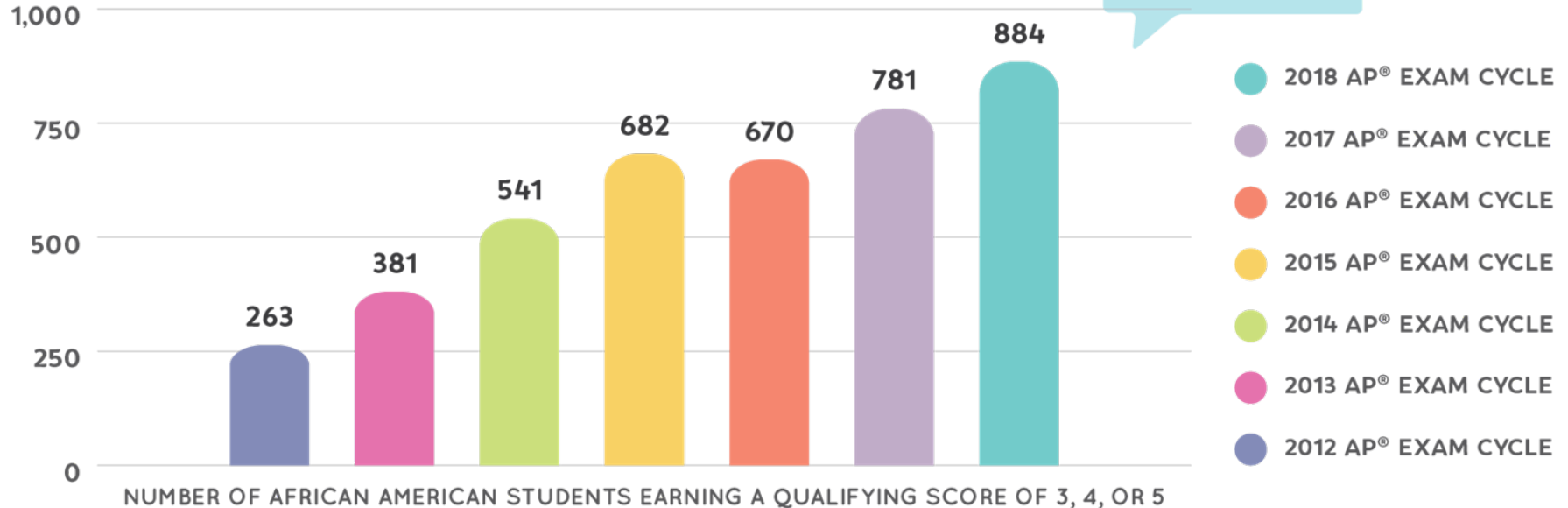
# School Systems Increasing College Access for All Students

School System Name	Change in Number of Students Earning Qualifying Scores (2012 to 2018)
DeSoto Parish	+19.9% (+33)
Ouachita Parish	+17.7% (+75)
Lafourche Parish	+14.9% (+31)
West Feliciana Parish	+14.9% (+52)
St. Mary Parish	+14.7% (+9)

# Growth in African-American Students Earning Qualifying Scores of 3, 4, or 5

GROWTH IN AFRICAN AMERICAN STUDENTS EARNING QUALIFYING SCORES OF 3, 4, OR 5

An increase of **236.1%** since 2012 



# School Systems Increasing College Access for African-American Students

School System Name	Percent Change in Number of Students Earning Qualifying Scores (2012 to 2018)
East Baton Rouge Parish	742.9% (+156)
Livingston Parish	700.0% (+7)
Bossier Parish	633.3% (+19)
Ouachita Parish	600.0% (+6)
Lafayette Parish	540.0% (+27)